



Board of Trustees Meeting

October 13, 2021
5:00PM

**Stark Area Regional Transit Authority
Board of Trustees Meeting
August 25, 2021 @ 5:00pm**

Mr. Macala called the meeting to order at 5:03pm.

Attendance

Board (Quorum present)

Ron Macala (President); James Reinhard (Vice President); Gregory Blasiman, Margaret Egbert, Amanda Fletcher, Edward Grier, Chet Warren, Myra Watkins

Excused Absences

Rex Morey

Ms. Egbert moved to accept the excused absences. Ms. Fletcher seconded the motion; vote passed unanimously.

Staff

Kirt Conrad (Executive Director/CEO); Carrie Domer (Director, Finance); Mark Finnicum (Chief Operations Officer); Latrice Virola(Director, Customer Relations); Tammy Marie Brown (Director, Human Resources)

Other

Paul Malesick (KWGD)

Approval/Correction of Minutes

July 28, 2021

Mr. Warren moved to adopt the meeting minutes. Mr. Blasiman seconded the motion; vote passed unanimously.

Departmental Reports

Transportation (Mark Finnicum)

- The federal mask mandate for public transportation has been extended to January 18, 2022.
- Ridership is down 26% compared to 2019.
- SARTA provided over 32,000 rides over four days during the Hall of Fame festival.
- Mr. Finnicum showed the board changes for Routes 45, 101, 124, 126, 128, 122. A public meeting will be held to discuss these changes. Changes are expected to go into effect for the November bid.

Maintenance (Mark Finnicum)

- The new paratransit and hydrogen buses are being prepped for revenue service.
- Concrete work is complete for Belden Village, Massillon, and Gateway.
- Re-stripping work is complete for Belden Village, Cornerstone and Gateway.

Finance (Carrie Domer)

- SARTA received the Auditor's Award with distinction.
- Finance is now making draws for grants again.

Customer Relations (Latrice Virola)

- Marketing materials have been received for SARTA's new Tap Card and operations in Wayne County.
- Throughout the community, over 500 people have been vaccinated on our buses. Fifty people have taken advantage of receiving a 31 day fixed route pass by showing proof of vaccination.

Information Technology (Kirt Conrad)

- The website is set to launch soon.
- IT is working on installation of readers for phone usage and training for usage of the TVM, Ticket Vending Machine.

Human Resources (Tammy Marie Brown)

- SARTA will begin dual-punching with our new time clocks for UKG/Kronos.
- A Building and Grounds Technician, Maintenance Technician, three Customer Service Representatives, and an Accounting Administrator/DBLEO were hired.
- SARTA currently has the Employee Relations & EEO position posted.

Communications from Executive Director/CEO (Kirt Conrad)

- Senator Brown will be onsite September 7, 2021 to discuss the infrastructure House bill.
- Mr. Conrad has been in discussions with Foothill Transit and Houston Metro regarding their interest in purchasing fuel cell buses.
- SARTA has been published in articles nationally and internationally for our Hydrogen powered vehicles.
- SARTA currently has a bid out for work inclusive of a parking lot extension, walking track, and training pad.

Resolutions

Resolution #27

A Resolution Approving Updated Drug and Alcohol Policy for Safety Sensitive Employees

Ms. Egbert moved to adopt the resolution. Mr. Warren seconded the motion; vote passed unanimously.

Resolution #28

A Resolution Authorizing the Executive Director/CEO to Eliminate Use of the 31 Day Proline Pass, Change Card, and Paper Transfer

Mr. Warren moved to adopt the resolution. Ms. Egbert seconded the motion; vote passed unanimously.

Executive Session 5:36pm-5:17pm

To discuss:

- Appointment, employment, dismissal, discipline, promotion, demotion, or compensation of a public employee
- Purchase of property for public purposes
- Preparing, conducting or reviewing negotiations for bargaining employees
- Conference with attorney to discuss pending or imminent court action

Mr. Warren moved to enter executive session. Ms. Egbert seconded the motion. All answered "yes."

Resolution

A Resolution Ratifying a Resolution Authorizing the Executive Director/CEO to Provide Notice to Acquire and Good Faith Offer and to Amend the Minutes of the July 1, 2020 Board of Trustees Meeting

To reflect:

Upon exiting the executive session, the Board considered the Resolution Authorizing the Executive Director/CEO to Provide Notice of Intent to Acquire and Good Faith Offer and, upon a duly made and seconded motion to adopt the resolution, the Board unanimously adopted the resolution.

Ms. Egbert moved to adopt the resolution. Mr. Warren seconded the motion; vote passed unanimously.

Job Description

Mr. Grier moved to adopt a job description, as amended during discussions, for the newly created position of Director, Development and Special Projects. Mr. Warren seconded the motion; vote passed unanimously.

Adjournment

Mr. Warren moved to adjourn the meeting. Ms. Fletcher seconded the motion. The meeting was adjourned at 6:30pm.

Transportation & Maintenance



Mark Finnicum
Chief Operations Officer

SARTA RIDERSHIP REPORT

August 2021

2020 Operating Days 21 Weekdays, 5 Saturdays

2020 Operating Days 22 Weekdays, 4 Saturdays

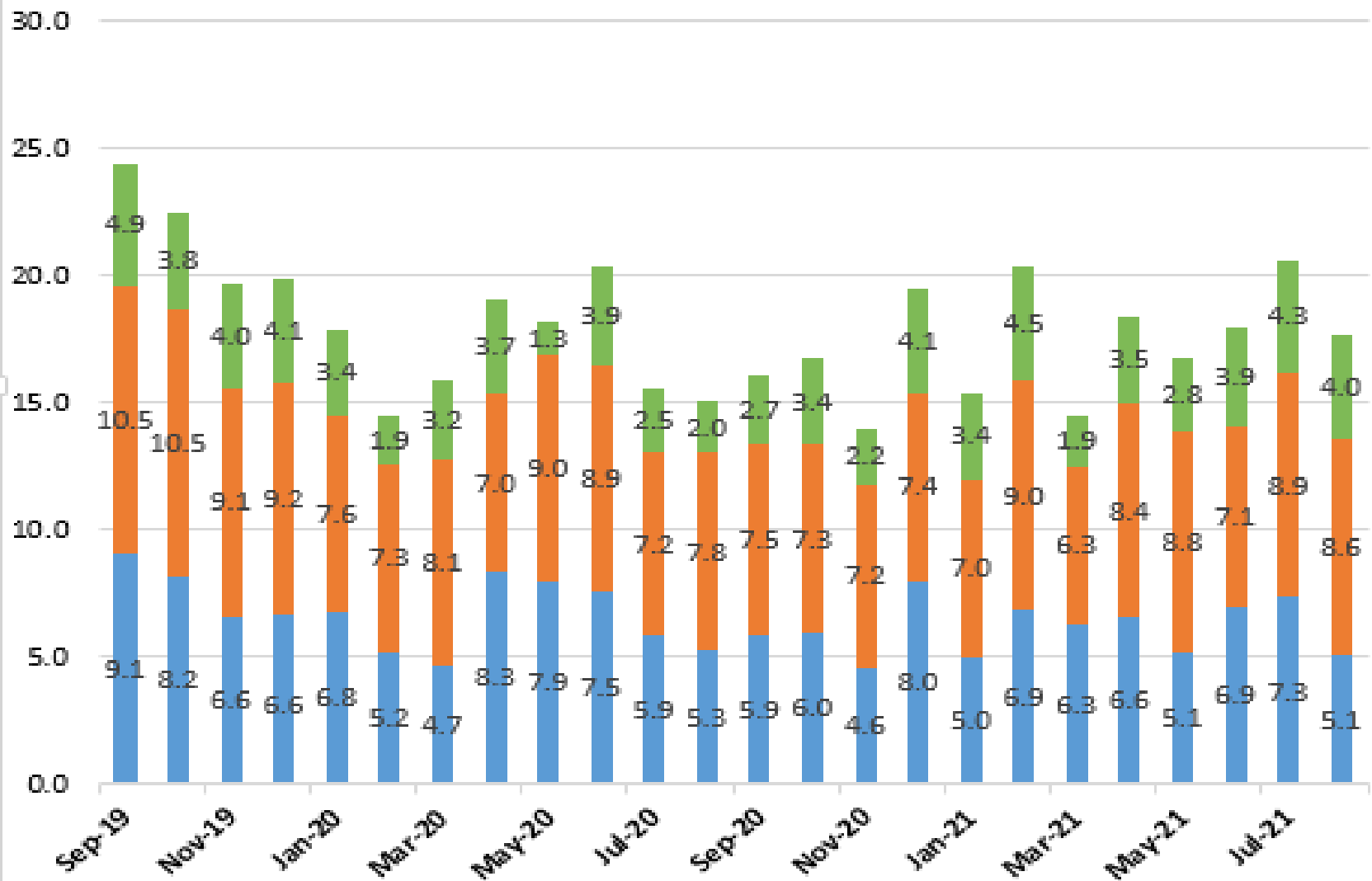
<u>Ridership</u>	CURRENT MO.				YTD			
	2021	2020	change	%	2021	2020	change	%
Fixed Route	90,245	98,747	-8,502	-8.61%	687,343	874,398	-187,055	-21.39%
Other Revenue	33,888	534	33,354	6246.07%	39,610	1,423	38,187	100.00%
Paratransit	8,488	7,882	606	7.69%	62,493	63,635	-1,142	-1.79%
CS-Out of county	101	0	101	0.00%	655	0	655	100.00%
Total	132,722	107,163	25,559	23.85%	790,101	939,456	-149,355	-15.90%

<u>Vehicle Operations</u>	CURRENT MO.				YTD	PRIOR YTD		
	2021	2020	change	%	2021	2020	change	%
Fixed Route	188,799	184,474	4,325	2.34%	1,490,210	1,408,792	81,418	5.78%
Other Revenue	6,632	1,627	5,005	307.62%	18,974	3,575	15,399	100.00%
Fixed Deadhead	10,419	10,260	159	1.55%	82,510	77,125	5,385	6.98%
Paratransit	87,303	69,379	17,924	25.83%	669,561	589,685	79,876	13.55%
CS-Out of county	6,998	0	6,998	0.00%	30,866	0	30,866	100.00%
Para Deadhead	14,100	10,261	3,839	37.41%	28,270	103,783	-75,513	-72.76%
Total	314,251	276,001	38,250	13.86%	2,320,391	2,182,960	137,431	6.30%

<u>Hours</u>	CURRENT MO.				YTD			
	2021	2020	change	%	2021	2020	change	%
Fixed Route	11,578	11,451	127	1.11%	91,792	89,775	2,017	2.25%
Other Revenue	871	0	871	#DIV/0!	1,443	49	1,394	100.00%
Paratransit	4,700	4,366	334	7.65%	36,686	31,432	5,254	16.72%
CS-Out of county	208	0	208	0.00%	933	0	933	100.00%
Total	17,357	15,817	1,540	9.74%	130,854	121,256	9,598	7.92%

PROLINE INFRACTIONS DARA - PER 1000 ATTEMPTS

■ NO SHOW - RATE ■ LATE CANCEL - RATE ■ CANCEL AT THE DOOR - RATE



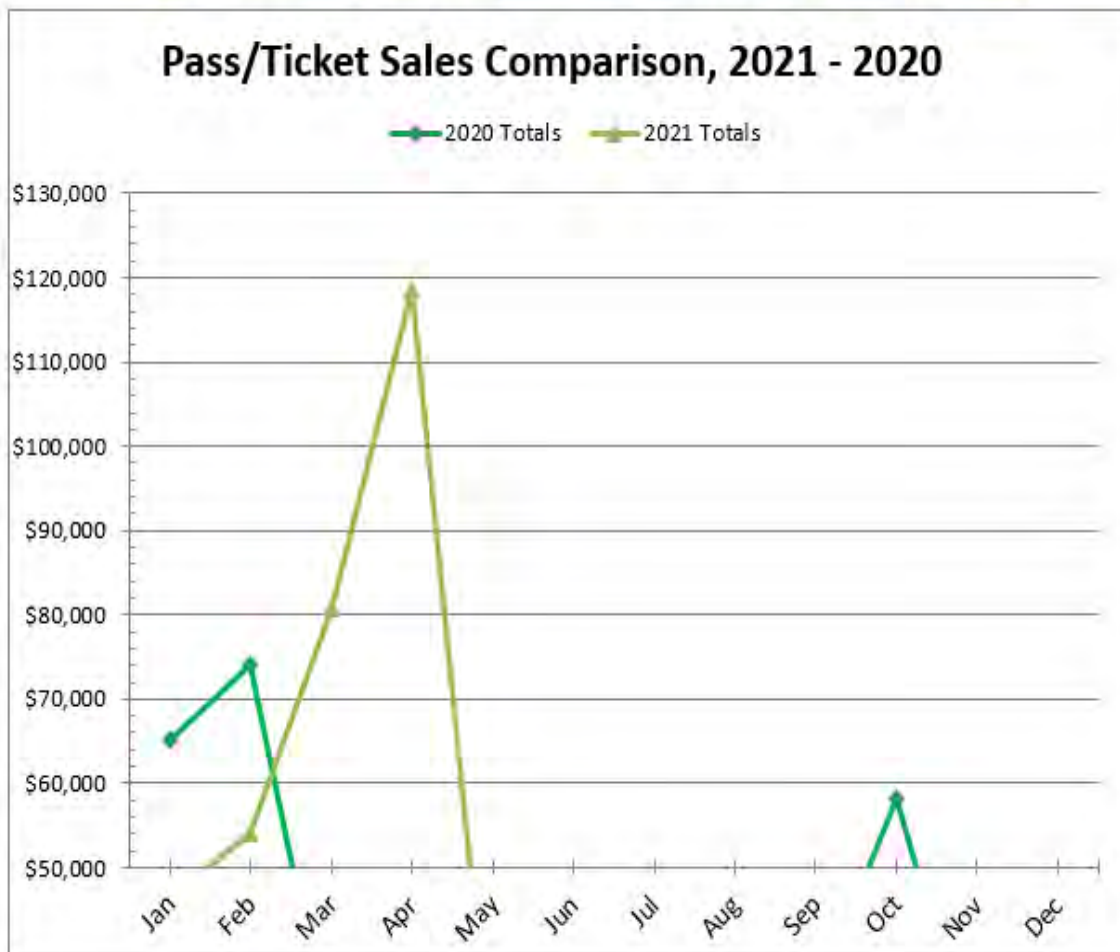
2021 Proline "Shared Ride" Service Statistics

Month	Trips Scheduled	Advanced Cancels	Same Day Cancels	No - Shows	Late Cancels	Cancels at the Door	Total Performed Trips	Vehicle Miles	Miles per Trip
January	7,661	761	603	38	54	26	6,179	80,793	13.08
February	8,011	822	754	55	72	36	6,272	71,307	11.37
March	9,270	826	728	58	58	18	7,582	96,258	12.7
April	9,447	749	875	62	79	33	7,649	95,114	12.43
May	8,772	894	757	45	77	25	6,974	90,688	13
June	9,236	968	728	64	66	36	7,374	98,903	13.41
July	9,693	1,086	787	71	86	42	7,621	101,562	13.33
August	9,691	914	799	49	83	39	7,807	101,448	12.99
September									
October									
November									
December									
Year to Date Totals	71,781	7,020	6,031	442	575	255	57,458	736,073	12.79

Proline "Shared Ride" Service Statistics for the month of

Month	Trips Scheduled	Advanced Cancels	Same Day Cancels	No - Shows	Late Cancels	Cancels at the Door	Total Performed Trips	Vehicle Miles	Miles per Trip
August	9,691	914	799	49	83	39	7,807	101,448	12.99

Pass/Ticket Sales Comparison, 2021 - 2020				
2021	2021 Totals	2020	2020 Totals	Percent changed
Jan	\$46,380.00	Jan	\$65,111.25	-40.39%
Feb	\$54,177.25	Feb	\$74,044.00	-36.67%
Mar	\$80,698.00	Mar	\$27,509.75	65.91%
Apr	\$118,464.25	Apr	\$0.00	100.00%
May	\$22,567.00	May	\$0.00	100.00%
Jun	\$31,629.50	Jun	\$8,141.00	74.26%
Jul	\$34,501.00	Jul	\$34,513.25	-0.04%
Aug	\$35,142.00	Aug	\$28,986.00	17.52%
Sep	\$0.00	Sep	\$34,370.50	#DIV/0!
Oct	\$0.00	Oct	\$58,209.75	#DIV/0!
Nov	\$0.00	Nov	\$25,565.25	#DIV/0!
Dec	\$0.00	Dec	\$27,553.00	#DIV/0!
Year-to-Date	\$423,559.00		\$166,665.00	60.65%



2020-2019 Pass/Ticket Sales by Location

	Alliance 2021	Alliance 2020	Mass 2021	Mass 2020	Canton 2021	Canton 2020	BV 2021	BV 2020	Fishers 2020	Fishers 2019	Kent State 2021	Kent State 2020	ACH 2021	ACH 2020	Total 2020	Total 2021
Jan	\$1,581	\$2,474	\$3,335	\$10,044	\$16,867	\$46,152	\$24,593	\$5,997	\$0	\$1,587	\$2	\$385	\$3	\$60	\$65,111	46,380.00
Feb	\$1,271	\$2,340	\$6,304	\$11,851	\$18,334	\$52,539	\$28,269	\$6,524	\$0	\$1,560	\$0	\$550	\$0	\$240	\$74,044	54,177.25
Mar	\$2,716	\$1,468	\$4,402	\$3,550	\$70,275	\$18,611	\$3,306	\$3,879	\$0	\$2,226	\$0	\$0	\$0	\$3	\$27,510	80,698.00
Apr	\$1,622	\$0	\$5,638	\$0	\$50,636	\$0	\$60,565	\$0	\$0	\$1,574	\$0	\$0	\$3	\$0	\$0	118,464.25
May	\$1,211	\$0	\$6,357	\$0	\$11,571	\$0	\$3,150	\$0	\$0	\$1,233	\$275	\$0	\$3	\$0	\$0	22,567.00
Jun	\$1,572	\$272	\$5,204	\$1,871	\$20,647	\$4,790	\$4,192	\$1,209	\$0	\$1,233	\$0	\$0	\$15	\$0	\$8,141	31,629.50
Jul	\$1,620	\$2,624	\$5,849	\$6,267	\$23,651	\$21,302	\$3,367	\$4,320	\$0	\$966	\$0	\$0	\$15	\$0	\$34,513	34,501.00
Aug	\$1,617	\$1,530	\$5,611	\$7,716	\$24,926	\$14,723	\$2,988	\$5,017	\$0	\$1,239	\$0	\$0	\$0	\$0	\$28,986	35,142.00
Sep	\$0	\$1,580	\$0	\$5,852	\$0	\$23,287	\$0	\$3,652	\$0	\$836	\$0	\$0	\$0	\$0	\$34,371	0.00
Oct	\$0	\$1,754	\$0	\$8,155	\$0	\$44,863	\$0	\$3,438	\$0	\$1,256	\$0	\$0	\$0	\$0	\$58,210	0.00
Nov	\$0	\$1,805	\$0	\$6,523	\$0	\$13,752	\$0	\$3,486	\$0	\$206	\$0	\$0	\$0	\$0	\$25,565	0.00
Dec	\$0	\$1,894	\$0	\$5,143	\$0	\$16,727	\$0	\$3,788	\$0	\$0	\$0	\$0	\$0	\$3	\$27,553	0.00
Total	\$13,208	\$17,739	\$42,699	\$66,970	\$236,906	\$256,745	\$130,430	\$41,309	\$0	\$13,914	\$277	\$935	\$39	\$306	\$384,004	423,559.00

2021 Total Sales by Pass/Ticket Type

Fare Type	Jan	Feb	March	April	May	June	July	Aug	Sept	Oct	Nov	Dec	Total
10-Ride Proline	\$405.00	\$1,117.50	\$517.50	\$2,362.50	\$630.00	\$1,372.50	\$1,305.00	\$1,822.50	\$0.00	\$0.00	\$0.00	\$0.00	\$9,532.50
10-Ride Reduced	\$787.50	\$945.00	\$652.50	\$1,365.00	\$420.00	\$585.00	\$652.50	\$825.00	\$0.00	\$0.00	\$0.00	\$0.00	\$6,232.50
10-Ride Regular	\$1,800.00	\$1,920.00	\$7,680.00	\$6,060.00	\$1,050.00	\$4,440.00	\$1,395.00	\$1,410.00	\$0.00	\$0.00	\$0.00	\$0.00	\$25,755.00
1-Ride Proline	\$456.75	\$108.00	\$24.75	\$175.50	\$277.50	\$126.00	\$400.50	\$114.75	\$0.00	\$0.00	\$0.00	\$0.00	\$1,683.75
1-Ride Reduced	\$518.25	\$629.25	\$410.25	\$836.25	\$121.50	\$430.50	\$285.00	\$611.25	\$0.00	\$0.00	\$0.00	\$0.00	\$3,842.25
1-Ride Regular	\$4,162.50	\$3,727.50	\$3,064.50	\$46,207.50	\$1,939.50	\$2,553.00	\$2,067.00	\$1,481.00	\$0.00	\$0.00	\$0.00	\$0.00	\$65,202.50
31-Day Proline	\$4,788.00	\$2,835.00	\$2,835.00	\$4,347.00	\$3,150.00	\$3,969.00	\$2,835.00	\$6,759.00	\$0.00	\$0.00	\$0.00	\$0.00	\$31,518.00
31-Day Reduced	\$13,522.50	\$12,082.50	\$7,357.50	\$15,165.00	\$6,682.50	\$7,020.00	\$8,279.50	\$8,775.00	\$0.00	\$0.00	\$0.00	\$0.00	\$78,884.50
31-Day Regular	\$16,245.00	\$22,275.00	\$48,870.00	\$19,350.00	\$5,310.00	\$8,190.00	\$14,670.00	\$10,080.00	\$0.00	\$0.00	\$0.00	\$0.00	\$144,990.00
31-Day Student	\$687.50	\$412.50	\$5,747.50	\$13,915.00	\$385.00	\$302.50	\$385.00	\$467.50	\$0.00	\$0.00	\$0.00	\$0.00	\$22,302.50
31-Day College	\$0.00	\$0.00	\$0.00	\$0.00	\$0.00	\$0.00	\$0.00	\$0.00	\$0.00	\$0.00	\$0.00	\$0.00	\$0.00
All Day	\$2,807.00	\$7,956.00	\$3,459.00	\$8,499.00	\$2,469.00	\$2,556.00	\$2,154.50	\$2,691.00	\$0.00	\$0.00	\$0.00	\$0.00	\$32,591.50
Summer Blast	\$0.00	\$0.00	\$0.00	\$0.00	\$0.00	\$0.00	\$0.00	\$0.00	\$0.00	\$0.00	\$0.00	\$0.00	\$0.00
Misc.	\$15.00	\$9.00	\$4.50	\$24.00	\$7.00	\$10.00	\$4.50	\$7.50	\$0.00	\$0.00	\$0.00	\$0.00	\$81.50
Cleveland	\$185.00	\$160.00	\$75.00	\$157.50	\$125.00	\$75.00	\$67.50	\$97.50	\$0.00	\$0.00	\$0.00	\$0.00	\$942.50
	\$ 46,380.00	\$54,177.25	\$80,698.00	\$118,464.25	\$22,567.00	\$ 31,629.50	\$34,501.00	\$35,142.00	\$ -	\$ -	\$ -	\$ -	\$423,559.00

2021-2020 Ridership by Fixed Route				
Route	August 2021	August 2020	Difference	Percentage Change
4	411	349	62	17.77%
45	1,768	2,046	-278	-15.72%
81	5,219	5,187	32	0.62%
101	2,443	3,840	-1,397	-36.38%
102	17,420	18,393	-973	-5.29%
103	2,818	3,057	-239	-7.82%
105	5,810	8,275	-2,465	-29.79%
106	6,135	6,718	-583	-8.68%
107	2,662	3,142	-480	-15.28%
108	4,349	4,421	-72	-1.63%
110	2,350	3,614	-1,264	-34.98%
111	3,221	2,877	344	11.96%
113	1,593	2,215	-622	-28.08%
114	2,115	2,236	-121	-5.41%
117	2,987	3,468	-481	-13.87%
118	1,711	2,030	-319	-15.71%
119	4,280	3,959	321	8.11%
121	1,080	1,314	-234	-17.81%
122	750	443	307	69.30%
124	1,515	1,671	-156	-9.34%
125	1,402	1,594	-192	-12.05%
126	877	694	183	26.37%
128	1,409	1,772	-363	-20.49%
130	879	894	-15	-1.68%
131	1,932	1,746	186	10.65%
132	1,582	1,611	-29	-1.80%
133	147	0	147	100.00%
139	7,259	7,134	125	1.75%
151	357	385	-28	-7.27%
152	576	644	-68	-10.56%
153	389	552	-163	-29.53%
154	0	547	-547	-100.00%
156	0	3	-3	-100.00%
157	1,016	202	814	100.00%
158	95	0	95	100.00%
Total	88,557	97,033	-8,476	-8.74%

The Year to Date ridership reflects a comparison of the prior years ridership to the current years ridership to date. All of the percentages listed above are capped at 100%.

2021-2020 Year to Date Ridership by Fixed Route				
Route	August 2021	August 2020	Difference	Percentage Change
4	2,573	2,640	-67	-2.54%
45	13,026	17,902	-4,876	-37.43%
81	37,575	43,309	-5,734	-13.24%
101	19,684	30,801	-11,117	-36.09%
102	126,697	154,338	-27,641	-17.91%
103	20,614	32,851	-12,237	-37.25%
105	44,281	76,978	-32,697	-42.48%
106	46,277	56,913	-10,636	-18.69%
107	20,491	32,208	-11,717	-36.38%
108	34,204	35,854	-1,650	-4.60%
110	19,124	44,463	-25,339	-56.99%
111	26,644	36,697	-10,053	-27.39%
113	11,317	24,381	-13,064	-53.58%
114	15,945	21,068	-5,123	-24.32%
117	23,608	31,237	-7,629	-24.42%
118	13,545	18,759	-5,214	-27.79%
119	31,963	39,081	-7,118	-18.21%
121	11,415	10,809	606	5.61%
122	4,194	5,502	-1,308	-23.77%
124	9,406	11,855	-2,449	-20.66%
125	9,425	15,366	-5,941	-38.66%
126	6,164	5,888	276	4.69%
128	10,390	13,517	-3,127	-23.13%
130	7,668	7,194	474	6.59%
131	15,095	12,561	2,534	20.17%
132	15,099	13,245	1,854	14.00%
133	147	0	147	100.00%
139	53,401	62,419	-9,018	-14.45%
151	2,797	3,361	-564	-16.78%
152	4,068	5,055	-987	-19.53%
153	3,108	4,130	-1,022	-24.75%
154	1,576	3,354	-1,778	-53.01%
156	65	33	32	100.00%
157	1,877	433	1,444	100.00%
158	363	0	363	100.00%
Total	663,826	874,634	-210,808	-24.10%

The Year to Date ridership reflects a comparison of the prior years ridership to the current years ridership to date. All of the percentages listed above are capped at 100%.

**STARK AREA REGIONAL TRANSIT AUTHORITY
MAINTENANCE DEPARTMENT
August, 2021
Submitted by: Mark Finnicum**

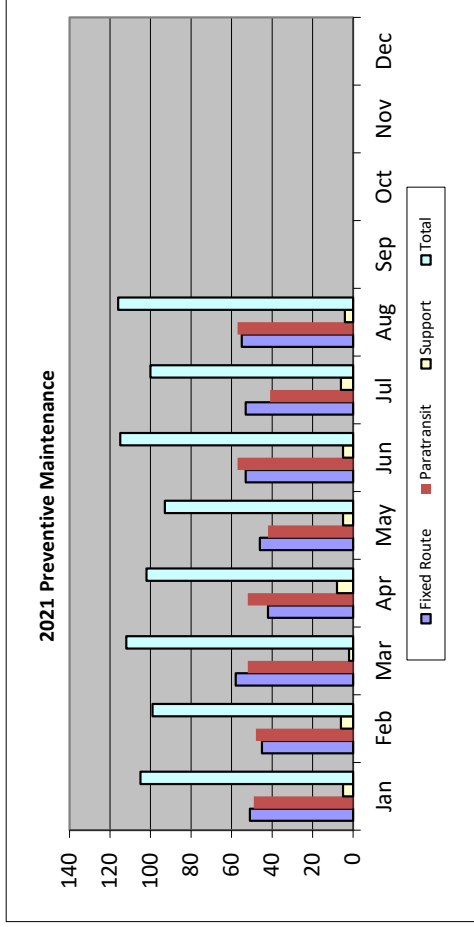
1. There was a total of 116 Preventive Maintenance Inspections
 - 55 Fixed Route Buses
 - 57 Paratransit Buses
 - 04 Support Vehicle
2. There was a total of 64 Wheelchair Inspections
3. There was a total of 05 Heat & Air Conditioning Inspections
4. There was a total of 20 Farebox Inspections
5. There was a total of 08 Front End Alignments
6. There was a total of 89 Bus Exchanges
7. There was a total of 05 CNG Recertification Inspections
8. There was a total of 05 Avail System Inspections
9. There was a total of 09 Bi-Monthly Camera Inspections
10. There was a total of 11 Road Calls
 - 08 Fixed Route Buses – 08 Towed
 - 00 Non-Revenue Vehicle – 00 Towed
 - 03 Paratransit Buses – 03 Towed
11. There was a total of 02 Warranty Repair
12. There was 00 job related injuries reported.

2021	Preventive Maintenance Costs	Repair Costs	Total	Diesel Gallons Used 2020	Diesel Gallons Used 2021	SARTA CNG GGE Used 2020	SARTA CNG GGE Used 2021	CNG Public Use GGE 2020	CNG Public Use GGE 2021	Hydrogen Usage KG 2020	Hydrogen Usage KG 2021
Jan	\$16,903.55	\$48,519.00	\$65,422.55	19938	17585	29885.572	24830.538	1301.735	475.686	3842	3076
Feb	\$14,462.17	\$56,706.41	\$71,168.58	19865	17694	28084.677	25499.158	1771.698	816.225	2762	3876
Mar	\$17,264.57	\$66,834.69	\$84,099.26	19429	19037	30321.597	28835.155	271.654	770.418	3635	2844
Apr	\$13,346.83	\$75,147.09	\$88,493.92	14653	19520	22338.26	24623.829	22.538	628.753	2325	3940
May	\$14,264.22	\$70,790.43	\$85,054.65	13806	18520	20433.335	22338.709	341.593	854.696	1589	3869
Jun	\$17,360.94	\$81,741.72	\$99,102.66	16698	20675	25416.953	26956.161	439.022	706.574	1834	4290
Jul	\$14,128.42	\$68,561.19	\$82,689.61	19515	22704	32210.893	26291.87	848.792	1166.158	2522	5160
Aug	\$13,060.80	\$69,220.04	\$82,280.84	19831	25487	31316.435	28865.525	364.5	672.708	1897	4344
Sep				18042		28041.174		467.392		2646	
Oct				20014		28342.465		216.112		2727	
Nov				18196		24364.103		147.957		2229	
Dec				17208		27220.246		42.679		2924	
Total	\$120,791.50	\$537,520.57	\$658,312.07	217195	161222	327975.71	208240.945	6235.672	6091.218	30932	31399
<i>Month Avg.</i>	<i>\$15,098.94</i>	<i>\$67,190.07</i>	<i>\$82,289.01</i>	<i>17966.88</i>	<i>20152.75</i>	<i>27500.97</i>	<i>26030.118</i>	<i>670.192</i>	<i>761.402</i>	<i>2550.75</i>	<i>3924.88</i>

GGE - Gasoline Gallon Equivalent

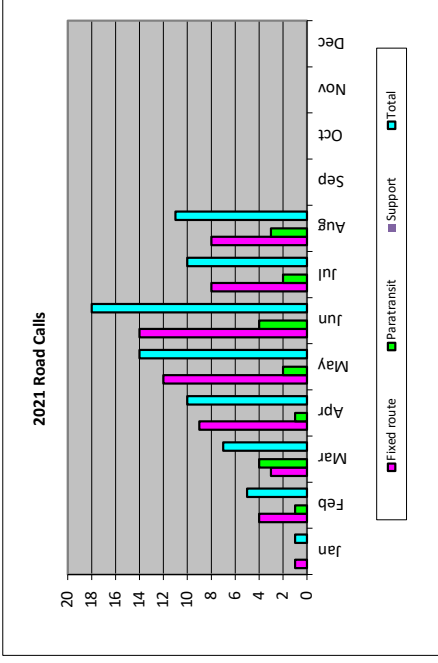
Preventive Maintenance Inspections

2021	Fixed Route	Paratransit	Support	Total
Jan	51	49	5	105
Feb	45	48	6	99
Mar	58	52	2	112
Apr	42	52	8	102
May	46	42	5	93
Jun	53	57	5	115
Jul	53	41	6	100
Aug	55	57	4	116
Sep				
Oct				
Nov				
Dec				



Road calls

2021	Fixed route	Paratransit	Support	Total
Jan	1	0	0	1
Feb	4	1	0	5
Mar	3	4	0	7
Apr	9	1	0	10
May	12	2	0	14
Jun	14	4	0	18
Jul	8	2	0	10
Aug	8	3	0	11
Sep				
Oct				
Nov				
Dec				



Finance



Carrie Domer, Director

Document Number	Vendor Name	Document Amount	Document Date	Purpose
094202	AEP OHIO	20,697.19	8/11/2021	
094203	AKERS SIGNS LTD	15,231.01	8/11/2021	
094204	AQUA OHIO INC	36.68	8/11/2021	
094205	BRINKS INC.	1,787.86	8/11/2021	
094206	CANTON CITY UTILITIES	902.74	8/11/2021	
094207	CAREER MARKET PLACE INC	346.00	8/11/2021	
094208	CARPET CENTRE CARPET ONE	2,256.78	8/11/2021	
094209	CASH	120.44	8/11/2021	
094210	CHAPANARS AAA KEY & LOCK	80.00	8/11/2021	
094211	CITY OF CANTON	100.00	8/11/2021	
094212	CLEAN ENERGY	13,228.26	8/11/2021	
094213	COMMUNITY ACTION WAYNE MEDINA	571.07	8/11/2021	
094214	CONSOLIDATED GRAPHICS GROUP INC	322.50	8/11/2021	
094215	CORNERSTONE INFORMATION ASSURANCE LTD	144.00	8/11/2021	
094216	CUMMINS SALES AND SERVICE	1,855.28	8/11/2021	
094217	EVERHART GLASS CO.	1,500.00	8/11/2021	
094218	FP MAILING SOLUTIONS	56.85	8/11/2021	
094219	GILCREST CENTER	723.90	8/11/2021	
094220	GREAT LAKES PUBLISHING CO	495.00	8/11/2021	
094221	IRS ACS	125.00	8/11/2021	
094222	LIBERTY FORD	481.07	8/11/2021	
094223	MORRISON'S SWEEPER PLACE	659.98	8/11/2021	
094224	MSC INDUSTRIAL SUPPLY CO	356.57	8/11/2021	
094225	PEOPLE	16.00	8/11/2021	
094226	PROGRESSIVE CHEVROLET	3,215.24	8/11/2021	
094227	SECURITY METRICS	1,329.81	8/11/2021	
094228	SRPS	16.76	8/11/2021	
094229	STARK COUNTY REG PLANNING	4,754.36	8/11/2021	
094230	W.W. GRAINGER INC.	2,340.97	8/11/2021	
094231	ZIEGLER TIRE	825.74	8/11/2021	
094232	GOODYEAR TIRE AND RUBBER	17,159.05	8/11/2021	
094233	AEP OHIO	21,421.20	8/18/2021	
094234	ALLIANCE WATER UTILITY	213.86	8/18/2021	
094235	CLEAN ENERGY	1,292.38	8/18/2021	
094236	DOMINION EAST OHIO	356.36	8/18/2021	
094237	EVENT DAY MARKETING	100.00	8/18/2021	
094238	EVERHART GLASS CO.	7,168.00	8/18/2021	
094239	FINGER LAKES SYSTEM CHEMSITRY	612.00	8/18/2021	
094240	GOODYEAR TIRE AND RUBBER	60.00	8/18/2021	
094241	IRS ACS	125.00	8/18/2021	
094242	JF PETROLEUM GROUP	97.81	8/18/2021	
094243	LEGAL SHIELD	654.00	8/18/2021	
094244	LIBERTY FORD	24.10	8/18/2021	
094245	OHIO EDISON	465.79	8/18/2021	
094246	PEOPLE	16.00	8/18/2021	
094247	SOUTHWAY FENCE CO	1,100.00	8/18/2021	
094248	STANDARD INS CO	1,735.03	8/18/2021	
094249	SUPERIOR PRESS INC	78.11	8/18/2021	
094250	UNITED PARCEL SERVICE	28.47	8/18/2021	
094251	PROGRESSIVE CHEVROLET	1,995.31	8/18/2021	
094252	AEP OHIO	497.04	8/26/2021	
094253	AT&T 5011	2,308.74	8/26/2021	
094254	BAE SYSTEMS CONTROLS INC	36,000.00	8/26/2021	
094255	BRINKS INC.	3,247.45	8/26/2021	
094256	CAREER MARKET PLACE INC	198.00	8/26/2021	
094257	CFIS GROUP	657.30	8/26/2021	
094258	CITY OF CANTON	50.00	8/26/2021	
094259	CUMMINS SALES AND SERVICE	2,040.87	8/26/2021	
094260	DAMON INDUSTRIES INC	1,058.39	8/26/2021	
094261	EVUNITED	14,048.00	8/26/2021	
094262	GOODYEAR TIRE AND RUBBER	3,424.49	8/26/2021	
094263	INTERSTATE GAS SUPPLY INC	12,631.58	8/26/2021	
094264	NORTHERN MOBILE ELECTRIC	65.00	8/26/2021	
094265	PRO FOOTBALL HALL OF FAME	5,000.00	8/26/2021	
094266	PROGRESSIVE CHEVROLET	4,771.02	8/26/2021	
094267	PROGRESSIVE CHRYSLER JEEP DODGE INC	59.38	8/26/2021	
094268	S & K ASPHALT AND CONCRETE INC	600.00	8/26/2021	

Document Number	Vendor Name	Document Amount	Document Date	Purpose
094269	VERIZON WIRELESS	1,382.77	8/26/2021	
094270	W.W. GRAINGER INC.	608.55	8/26/2021	
094271	ELDORADO NATIONAL - CALIFORNIA	2,664.14	8/26/2021	
094272	AT&T - 5019	3,934.16	8/31/2021	
094273	EVERHART GLASS CO.	1,500.00	8/31/2021	
094274	MSC INDUSTRIAL SUPPLY CO	50.92	8/31/2021	
094275	OHIO EDISON	367.60	8/31/2021	
094276	PROGRESSIVE CHEVROLET	193.75	8/31/2021	
094277	RMI CEMENT LLC	100,823.00	8/31/2021	Voided
094278	STARK COUNTY SANITARY ENGINEERING	359.37	8/31/2021	
094279	UNITED PARCEL SERVICE	18.03	8/31/2021	
094280	W.W. GRAINGER INC.	65.72	8/31/2021	
094281	MILLER AND COMPANY	269.00	8/31/2021	
094282	RMI CEMENT LLC	100,823.00	8/31/2021	
094283	EVENT DAY MARKETING	100.00	8/31/2021	
	End Report			

Vendor Name	Document Number	Document Amount	Document Date	Purpose
AEP OHIO	094202	20,697.19	8/11/2021	
AEP OHIO	094233	21,421.20	8/18/2021	
AEP OHIO	094252	497.04	8/26/2021	
AKERS SIGNS LTD	094203	15,231.01	8/11/2021	
ALLIANCE WATER UTILITY	094234	213.86	8/18/2021	
AQUA OHIO INC	094204	36.68	8/11/2021	
AT&T - 5019	094272	3,934.16	8/31/2021	
AT&T 5011	094253	2,308.74	8/26/2021	
BAE SYSTEMS CONTROLS INC	094254	36,000.00	8/26/2021	
BRINKS INC.	094205	1,787.86	8/11/2021	
BRINKS INC.	094255	3,247.45	8/26/2021	
CANTON CITY UTILITIES	094206	902.74	8/11/2021	
CAREER MARKET PLACE INC	094207	346.00	8/11/2021	
CAREER MARKET PLACE INC	094256	198.00	8/26/2021	
CARPET CENTRE CARPET ONE	094208	2,256.78	8/11/2021	
CASH	094209	120.44	8/11/2021	
CFIS GROUP	094257	657.30	8/26/2021	
CHAPANARS AAA KEY & LOCK	094210	80.00	8/11/2021	
CITY OF CANTON	094211	100.00	8/11/2021	
CITY OF CANTON	094258	50.00	8/26/2021	
CLEAN ENERGY	094212	13,228.26	8/11/2021	
CLEAN ENERGY	094235	1,292.38	8/18/2021	
COMMUNITY ACTION WAYNE MEDINA	094213	571.07	8/11/2021	
CONSOLIDATED GRAPHICS GROUP INC	094214	322.50	8/11/2021	
CORNERSTONE INFORMATION ASSURANCE LTD	094215	144.00	8/11/2021	
CUMMINS SALES AND SERVICE	094216	1,855.28	8/11/2021	
CUMMINS SALES AND SERVICE	094259	2,040.87	8/26/2021	
DAMON INDUSTRIES INC	094260	1,058.39	8/26/2021	
DOMINION EAST OHIO	094236	356.36	8/18/2021	
ELDORADO NATIONAL - CALIFORNIA	094271	2,664.14	8/26/2021	
EVENT DAY MARKETING	094237	100.00	8/18/2021	
EVENT DAY MARKETING	094283	100.00	8/31/2021	
EVERHART GLASS CO.	094217	1,500.00	8/11/2021	
EVERHART GLASS CO.	094238	7,168.00	8/18/2021	
EVERHART GLASS CO.	094273	1,500.00	8/31/2021	
EVUNITED	094261	14,048.00	8/26/2021	
FINGER LAKES SYSTEM CHEMSITRY	094239	612.00	8/18/2021	
FP MAILING SOLUTIONS	094218	56.85	8/11/2021	
GILCREST CENTER	094219	723.90	8/11/2021	
GOODYEAR TIRE AND RUBBER	094232	17,159.05	8/11/2021	
GOODYEAR TIRE AND RUBBER	094240	60.00	8/18/2021	
GOODYEAR TIRE AND RUBBER	094262	3,424.49	8/26/2021	
GREAT LAKES PUBLISHING CO	094220	495.00	8/11/2021	
INTERSTATE GAS SUPPLY INC	094263	12,631.58	8/26/2021	
IRS ACS	094221	125.00	8/11/2021	
IRS ACS	094241	125.00	8/18/2021	
JF PETROLEUM GROUP	094242	97.81	8/18/2021	
LEGAL SHIELD	094243	654.00	8/18/2021	
LIBERTY FORD	094222	481.07	8/11/2021	
LIBERTY FORD	094244	24.10	8/18/2021	
MILLER AND COMPANY	094281	269.00	8/31/2021	
MORRISON'S SWEEPER PLACE	094223	659.98	8/11/2021	
MSC INDUSTRIAL SUPPLY CO	094224	356.57	8/11/2021	
MSC INDUSTRIAL SUPPLY CO	094274	50.92	8/31/2021	
NORTHERN MOBILE ELECTRIC	094264	65.00	8/26/2021	
OHIO EDISON	094245	465.79	8/18/2021	
OHIO EDISON	094275	367.60	8/31/2021	
PEOPLE	094225	16.00	8/11/2021	
PEOPLE	094246	16.00	8/18/2021	
PRO FOOTBALL HALL OF FAME	094265	5,000.00	8/26/2021	
PROGRESSIVE CHEVROLET	094226	3,215.24	8/11/2021	
PROGRESSIVE CHEVROLET	094266	4,771.02	8/26/2021	
PROGRESSIVE CHEVROLET	094276	193.75	8/31/2021	
PROGRESSIVE CHEVROLET	094251	1,995.31	8/18/2021	
PROGRESSIVE CHRYSLER JEEP DODGE INC	094267	59.38	8/26/2021	
RMI CEMENT LLC	094277	100,823.00	8/31/2021	Voided
RMI CEMENT LLC	094282	100,823.00	8/31/2021	

Vendor Name	Document Number	Document Amount	Document Date	Purpose
S & K ASPHALT AND CONCRETE INC	094268	600.00	8/26/2021	
SECURITY METRICS	094227	1,329.81	8/11/2021	
SOUTHWAY FENCE CO	094247	1,100.00	8/18/2021	
SRPS	094228	16.76	8/11/2021	
STANDARD INS CO	094248	1,735.03	8/18/2021	
STARK COUNTY REG PLANNING	094229	4,754.36	8/11/2021	
STARK COUNTY SANITARY ENGINEERING	094278	359.37	8/31/2021	
SUPERIOR PRESS INC	094249	78.11	8/18/2021	
UNITED PARCEL SERVICE	094250	28.47	8/18/2021	
UNITED PARCEL SERVICE	094279	18.03	8/31/2021	
VERIZON WIRELESS	094269	1,382.77	8/26/2021	
W.W. GRAINGER INC.	094230	2,340.97	8/11/2021	
W.W. GRAINGER INC.	094270	608.55	8/26/2021	
W.W. GRAINGER INC.	094280	65.72	8/31/2021	
ZIEGLER TIRE	094231	825.74	8/11/2021	
End Report				

Document Number	Vendor Name	Document Amount	Document Date	Purpose
000100747	AFLAC	5,292.74	8/20/2021	
000100999	ALPHA LAND TITLE AGENCY	302,503.38	8/13/2021	
000101057	AMERICAN HERITAGE LIFE INS CO	844.44	8/20/2021	
000101144	CANAL FULTON TAX	117.60	8/24/2021	
000100847	CANTON CITY INCOME TAX	10,019.90	8/9/2021	
000101141	CANTON CITY INCOME TAX	10,978.03	8/24/2021	
000100745	CANTON POLICE PATROLMENS	3,515.00	8/10/2021	
000101000	CONSUMER DRIVEN ADMINISTRATORS LLC	505.00	8/25/2021	
000101058	COLONIAL SUPPLEMENTAL INSURANCE	972.60	8/20/2021	
000101145	DALTON TAX	37.50	8/24/2021	
000100746	HEALTH TP OF OHIO	310,000.00	8/20/2021	
000101059	HUNTINGTON BANK - EA1W18	31,688.62	8/16/2021	
000100849	INTERNAL REVENUE SERVICE	49,928.24	8/9/2021	
000101142	INTERNAL REVENUE SERVICE	55,026.21	8/24/2021	
000100744	METRO CLEVELAND SECURITY INC	3,834.38	8/10/2021	
000100748	OHIO CSPC	4,912.32	8/20/2021	
000101056	OHIO CSPC	4,912.32	8/20/2021	
000100848	OHIO DEPT OF TAXATION	10,137.44	8/9/2021	
000101143	OHIO DEPT OF TAXATION	11,184.25	8/24/2021	
000100749	OHIO PUBLIC EMPLOYEES	7,915.00	8/20/2021	
000101055	OHIO PUBLIC EMPLOYEES	7,940.00	8/20/2021	
000101140	OPERS	287,336.87	8/24/2021	
000101146	SEBRING TAX	35.58	8/24/2021	
000100743	TREASURER OF STATE OF OHIO	13,571.00	8/10/2021	

EFT-Payables Generated Payments

Document Number	Vendor Name	Document Amount	Document Date	Purpose
EFT000000003757	ABBOTT ELECTRIC INC	483.25	8/4/2021	
EFT000000003785	ACCOMTEMS	2,291.20	8/11/2021	
EFT000000003758	AFSCME	3,607.21	8/4/2021	
EFT000000003816	AFSCME	3,607.21	8/18/2021	
EFT000000003759	AIR PRODUCTS AND CHEMICALS INC	9,703.56	8/4/2021	
EFT000000003786	AIR PRODUCTS AND CHEMICALS INC	7,963.92	8/11/2021	
EFT000000003817	AIR PRODUCTS AND CHEMICALS INC	8,175.29	8/18/2021	
EFT000000003860	AIR PRODUCTS AND CHEMICALS INC	5,802.81	8/25/2021	
EFT000000003862	AIR PRODUCTS AND CHEMICALS INC	14,435.52	8/31/2021	
EFT000000003760	AMERICAN FOOD & VENDING	189.42	8/4/2021	
EFT000000003844	AMERICAN FOOD & VENDING	176.31	8/25/2021	
EFT000000003761	AUTOMOTIVE DISTRIBUTORS WAREHOUSE	384.13	8/4/2021	
EFT000000003843	AUTOMOTIVE DISTRIBUTORS WAREHOUSE	1,786.63	8/18/2021	
EFT000000003845	AUTOMOTIVE DISTRIBUTORS WAREHOUSE	156.38	8/25/2021	
EFT000000003863	AUTOMOTIVE DISTRIBUTORS WAREHOUSE	607.87	8/31/2021	
EFT000000003788	BUCKHILL FABRICATING INC	135.00	8/11/2021	
EFT000000003789	CALSTART	6,789.11	8/11/2021	
EFT000000003818	CANTON POLICE PATROLMENS	4,237.00	8/18/2021	
EFT000000003864	CANTON POLICE PATROLMENS	4,560.00	8/31/2021	
EFT000000003762	CANTON TOWING	360.00	8/4/2021	
EFT000000003790	CANTON TOWING	395.00	8/11/2021	
EFT000000003846	CANTON TOWING	625.00	8/25/2021	
EFT000000003865	CANTON TOWING	142.50	8/31/2021	
EFT000000003763	CHARLES STREET ASSOCIATES	1,156.17	8/4/2021	
EFT000000003784	CINTAS	410.07	8/4/2021	
EFT000000003791	CINTAS	625.02	8/11/2021	
EFT000000003819	CINTAS	1,189.04	8/18/2021	
EFT000000003847	CINTAS	1,713.50	8/25/2021	
EFT000000003866	CINTAS	153.93	8/31/2021	
EFT000000003792	CITIZENS FOR SARTA	247.00	8/11/2021	
EFT000000003820	CITIZENS FOR SARTA	119.00	8/18/2021	
EFT000000003874	CLEVELAND CLINIC MERCY HOSPITAL	1,766.31	8/31/2021	
EFT000000003764	CULLIGAN OF CANTON	309.00	8/4/2021	
EFT000000003795	D & W DIESEL INC	4,304.43	8/11/2021	
EFT000000003823	D & W DIESEL INC	592.30	8/18/2021	
EFT000000003765	DE LAGE LANDEN FINANCIAL SEVICES INC	489.00	8/4/2021	
EFT000000003821	DE LAGE LANDEN FINANCIAL SEVICES INC	239.00	8/18/2021	
EFT000000003766	DELL MARKETING L.P.	5,024.50	8/4/2021	
EFT000000003767	DON SMITH AUTO PARTS	797.01	8/4/2021	
EFT000000003794	DON SMITH AUTO PARTS	540.61	8/11/2021	
EFT000000003822	DON SMITH AUTO PARTS	630.93	8/18/2021	

EFT-Payables Generated Payments				
Document Number	Vendor Name	Document Amount	Document Date	Purpose
EFT000000003867	DON SMITH AUTO PARTS	102.14	8/31/2021	
EFT000000003848	DON SMITH AUTO PARTS	562.88	8/25/2021	
EFT000000003768	EMPLOYER HCS	7,421.51	8/4/2021	
EFT000000003769	GILLIG LLC	567.84	8/4/2021	
EFT000000003796	GILLIG LLC	1,463.66	8/11/2021	
EFT000000003824	GILLIG LLC	7,009.10	8/18/2021	
EFT000000003868	GILLIG LLC	6,801.09	8/31/2021	
EFT000000003849	GILLIG LLC	3,377.67	8/25/2021	
EFT000000003771	GLADIUEX ENEGY	15,256.87	8/4/2021	
EFT000000003797	GLADIUEX ENEGY	15,262.98	8/11/2021	
EFT000000003825	GLADIUEX ENEGY	15,265.01	8/18/2021	
EFT000000003869	GLADIUEX ENEGY	15,265.01	8/31/2021	
EFT000000003772	GRAPHIC ENTERPRISES INC	673.74	8/4/2021	
EFT000000003798	GRAPHIC ENTERPRISES INC	66.52	8/11/2021	
EFT000000003850	GRAPHIC ENTERPRISES INC	673.74	8/25/2021	
EFT000000003773	HEAVY LIFT SYSTEMS INC.	520.00	8/4/2021	
EFT000000003799	HERBS TRANSMISSION	4,395.00	8/11/2021	
EFT000000003870	HERBS TRANSMISSION	4,100.00	8/31/2021	
EFT000000003774	INDEPENDENT ELEVATOR CO.	172.00	8/4/2021	
EFT000000003826	INNIS MAGGIORE GROUP INC	5,589.00	8/18/2021	
EFT000000003775	J. P. BOYLAN CO. & SONS	150.00	8/4/2021	
EFT000000003800	J. P. BOYLAN CO. & SONS	70.00	8/11/2021	
EFT000000003827	J. P. BOYLAN CO. & SONS	230.00	8/18/2021	
EFT000000003871	J. P. BOYLAN CO. & SONS	70.00	8/31/2021	
EFT000000003793	KIRT CONRAD	436.25	8/11/2021	Per diem/expense reimbursement
EFT000000003828	KWGD	50,433.56	8/18/2021	
EFT000000003841	LATRICE VIROLA	191.00	8/18/2021	Reimburse for car damage
EFT000000003852	M CONLEY	1,167.13	8/25/2021	
EFT000000003801	MAGIC GARAGE DOOR INC	180.00	8/11/2021	
EFT000000003872	MAGIC GARAGE DOOR INC	340.00	8/31/2021	
EFT000000003851	MCMMASTER - CARR	20.17	8/25/2021	
EFT000000003802	MEDICAID BILLING SOLUTIONS INC	28.13	8/11/2021	
EFT000000003829	MEDICAID BILLING SOLUTIONS INC	39.84	8/18/2021	
EFT000000003873	MEDICAID BILLING SOLUTIONS INC	96.88	8/31/2021	
EFT000000003830	METRO CLEVELAND SECURITY INC	5,296.87	8/18/2021	
EFT000000003875	METRO CLEVELAND SECURITY INC	2,925.00	8/31/2021	
EFT000000003776	MOHAWK MFG. & SUPPLY CO.	1,478.72	8/4/2021	
EFT000000003803	MOHAWK MFG. & SUPPLY CO.	223.96	8/11/2021	
EFT000000003831	MOHAWK MFG. & SUPPLY CO.	1,183.18	8/18/2021	
EFT000000003876	MOHAWK MFG. & SUPPLY CO.	700.72	8/31/2021	
EFT000000003853	MOHAWK MFG. & SUPPLY CO.	3,420.30	8/25/2021	
EFT000000003777	MUNCIE RECLAMATION & SPLY	1,264.28	8/4/2021	
EFT000000003804	MUNCIE RECLAMATION & SPLY	198.34	8/11/2021	
EFT000000003832	MUNCIE RECLAMATION & SPLY	1,678.09	8/18/2021	
EFT000000003877	MUNCIE RECLAMATION & SPLY	2,948.86	8/31/2021	
EFT000000003854	MUNCIE RECLAMATION & SPLY	698.19	8/25/2021	
EFT000000003833	PORTS PETROLEUM CO. INC.	444.60	8/18/2021	
EFT000000003834	PPI GRAPHICS	279.05	8/18/2021	
EFT000000003805	R STRATEGY GROUP	2,250.00	8/11/2021	
EFT000000003778	REDMONDS PARTS & SUPPLY INC.	3,266.43	8/4/2021	
EFT000000003815	REDMONDS PARTS & SUPPLY INC.	2,810.54	8/11/2021	
EFT000000003835	REDMONDS PARTS & SUPPLY INC.	275.86	8/18/2021	
EFT000000003878	REDMONDS PARTS & SUPPLY INC.	1,489.69	8/31/2021	
EFT000000003855	REDMONDS PARTS & SUPPLY INC.	130.79	8/25/2021	
EFT000000003787	RICHARD L. BOWEN & ASSOCIATES	4,472.50	8/11/2021	
EFT000000003837	SAFETY-KLEEN	1,434.15	8/18/2021	
EFT000000003879	SBLEAR LLC	360.50	8/31/2021	
EFT000000003770	SHEILA GINES	312.31	8/4/2021	Car rental reimbursement
EFT000000003780	SILCO	50.00	8/4/2021	
EFT000000003806	SILCO	250.00	8/11/2021	
EFT000000003880	SILCO	625.25	8/31/2021	
EFT000000003856	SILCO	593.75	8/25/2021	
EFT000000003882	STALEY TECH INC	805.50	8/31/2021	
EFT000000003807	STANDARD PLUMBING AND HEAT	330.00	8/11/2021	
EFT000000003838	STANDARD PLUMBING AND HEAT	710.00	8/18/2021	
EFT000000003883	STAPLES ADVANTAGE	267.04	8/31/2021	
EFT000000003808	TABBARA PRODUCTIONS	2,400.00	8/11/2021	

EFT-Payables Generated Payments				
Document Number	Vendor Name	Document Amount	Document Date	Purpose
EFT000000003857	TANK INTEGRITY SERVICES INC	445.00	8/25/2021	
EFT000000003781	TESCO	748.98	8/4/2021	
EFT000000003809	TESCO	3,969.82	8/11/2021	
EFT000000003839	TESCO	2,483.15	8/18/2021	
EFT000000003884	TESCO	1,944.37	8/31/2021	
EFT000000003861	TESCO	1,320,442.76	8/25/2021	
EFT000000003779	THE REPOSITORY	2,500.00	8/4/2021	
EFT000000003836	THE REPOSITORY	264.80	8/18/2021	
EFT000000003810	THOMAS ENERGY CONSULTING	4,766.00	8/11/2021	
EFT000000003782	TRAPEZE SOFTWARE GROUP	29,281.50	8/4/2021	
EFT000000003885	TRAPEZE SOFTWARE GROUP	30,305.00	8/31/2021	
EFT000000003881	VELOSIO	1,950.00	8/31/2021	
EFT000000003811	VESCO OIL	1,599.10	8/11/2021	
EFT000000003840	VESCO OIL	3,260.46	8/18/2021	
EFT000000003886	VESCO OIL	505.25	8/31/2021	
EFT000000003858	VESCO OIL	1,247.15	8/25/2021	
EFT000000003812	WHBC	1,500.00	8/11/2021	
EFT000000003813	WORK HEALTH & SAFETY SERVICES	4,810.00	8/11/2021	
EFT000000003842	YMCA OF CENTRAL STARK COUNTY	2,322.00	8/18/2021	
EFT000000003783	ZIEGLERS BOLT NUT HOUSE	26.14	8/4/2021	
EFT000000003814	ZIEGLERS BOLT NUT HOUSE	74.09	8/11/2021	
EFT000000003859	ZIEGLERS BOLT NUT HOUSE	7.67	8/25/2021	
End Report				

Stark Area Regional Transit Authority
Comparative Balance Sheet
For the Eight Months Ending Tuesday, August 31, 2021

	CURRENT YTD	LAST YTD	VARIANCE
CASH - HUNTINGTON-CHECKING	5,215,213.90	4,929,172.69	286,041
CASH - HUNT-MERCHANT TRANSACTIONS	30,653.37	110,791.57	-80,138
CASH - SAVINGS (STAR OHIO)	21,517.14	21,493.76	23
CASH - HUNT-FSA ACCOUNT	23,341.93	23,621.50	-280
CASH - HUNTINGTON MMX	2,281,998.65	2,279,567.88	2,431
CASH - FIFTH THIRD BANK	6,088,539.86	6,089,545.88	-1,006
HUNTINGTON CDAR'S	1,000,458.89	1,521,002.90	-520,544
IMPREST FUND - COINS	0.00	-600.00	600
IMPREST FUND - FINANCE	500.00	500.00	0
IMPREST FUND - CORNERSTONE	450.00	450.00	0
IMPREST FUND - MAINTENANCE	50.00	50.00	0
IMPREST FUND - BV	300.00	300.00	0
IMPREST FUND - ALLIANCE	250.00	250.00	0
IMPREST FUND - MASSILLON	310.00	310.00	0
TOTAL CASH & EQUIVALENTS	14,663,583.74	14,976,456.18	-312,872
ACCOUNTS RECEIVABLE	95,575.29	73,709.50	21,866
PROJECT RECEIVABLE	223,844.00	317,352.81	-93,509
ESTIMATED SALES TAX RECV	3,314,549.00	4,102,296.00	-787,747
OTHER MISC. RECEIVABLES	1,125.00	1,075.00	50
TOTAL RECEIVABLES	3,635,093.29	4,494,433.31	-859,340
INVENTORY - VEHICLE PARTS & SUPPLIES	395,581.30	277,262.84	118,318
INVENTORY - DIESEL FUEL	11,182.48	32,977.71	-21,795
INVENTORY - LUBRICANTS	31,783.23	30,716.00	1,067
INVENTORY - HYDROGEN	27,097.84	7,926.00	19,172
INVENTORY - REBUILDS	29,401.12	29,401.12	0
TOTAL INVENTORIES	495,045.97	378,283.67	116,762
WIP - OTHER CAPITAL PROJECTS	340,400.09	739.46	339,661
WIP - GATEWAY RENOVATION	170,367.69	32.00	170,336
WIP - RADIO PROJECT	73,975.93	73,975.93	0
WIP - PLANNING	70.66	70.66	0
WIP - BUS PURCHASES	390,234.36	752,434.75	-362,200
WIP - MAINTENANCE PROJECTS	241,462.26	73,594.58	167,868
WIP - IT PROJECTS	210,007.49	146,125.97	63,882
WIP - MAHONING ROAD CORRIDOR	0.00	151,695.16	-151,695
WIP - ONE-CALL/ONE-CLICK	4,645.00	4,645.00	0
WIP - BUILDING EXPANSION PROJECT	94,001.50	0.00	94,002
WIP - RESEARCH	39,645.75	0.00	39,646
WIP - WAYNE COUNTY	9,912.64	0.00	9,913
WIP - HYDROGEN PROJECT	9,870.00	9,870.00	0
WIP - HYDROGEN STATION	77,024.00	0.00	77,024
WIP - CTE MHCOE HYDROGEN PROJECT	11,345.60	11,345.60	0
WIP - RHFCC HYDROGEN PROJECT	9,555.09	7,599.09	1,956
WIP - 5310 ENHANCED MOBILITY FOR DISABILITIES	26,041.15	9,979.32	16,062
WIP - FIXED ASSET CLEARING	8,790,417.95	14,341,003.45	-5,550,586
TOTAL WORK IN PROCESS	10,498,977.16	15,583,110.97	-5,084,134
LAND	1,786,920.21	932,672.21	854,248
BLDG & IMPROVEMENTS	22,659,702.40	22,604,817.40	54,885
30', 35' & 40' BUSES	36,208,667.73	29,772,989.23	6,435,679
LIGHT DUTY BUSES	5,227,329.08	5,538,726.66	-311,398
AUTOS & PICKUPS	629,792.03	621,148.71	8,643
LIFE EXTENDING OVERHAULS	413,072.46	367,872.28	45,200
COMPUTER HARDWARE	764,738.06	780,852.70	-16,115
SOFTWARE/MISC	2,082,873.87	2,064,310.45	18,563
FURNITURE & FIXTURES	109,939.59	249,225.29	-139,286
ELECTRONICS	1,044,845.32	774,419.90	270,425
MACHINERY & EQUIPMENT	1,583,338.35	1,576,911.59	6,427
SIGNS & SHELTERS	1,175,453.27	241,138.03	934,315
BUS M&E FAREBOXES RADIOS	5,971,293.46	7,948,062.58	-1,976,769
TOTAL FIXED ASSETS	79,657,965.83	73,473,147.03	6,184,819
ACC DEPR - BLDG	-7,049,217.97	-6,484,667.79	-564,550
ACC DEPR - 30' 35' 40'	-16,003,140.89	-14,827,052.47	-1,176,088
ACC DEPR - LT DU	-3,921,282.23	-3,648,891.27	-272,391
ACC DEPR - AUTOS	-516,476.55	-459,354.75	-57,122
ACC DEPR - OVERH	-210,466.07	-194,297.81	-16,168
ACC DEPR - HARDW	-510,138.98	-487,945.68	-22,193
ACC DEPR - FURN	-63,495.07	-194,779.76	131,285
ACC DEPR - ELECT	-747,360.36	-678,760.10	-68,600
ACC DEPR - MACH	-1,222,930.31	-1,196,103.77	-26,827

Stark Area Regional Transit Authority
Comparative Balance Sheet
For the Eight Months Ending Tuesday, August 31, 2021

	CURRENT YTD	LAST YTD	VARIANCE
ACC DEPR - SIGNS	-342,995.96	-200,553.20	-142,443
ACC DEPR - BUS M	-6,833,355.52	-8,074,208.91	1,240,853
ACC AMORT - SOFTWARE & MISC ASSETS	-2,056,268.25	-2,027,997.24	-28,271
TOTAL ACC DEPR + AMORT	-39,477,128.16	-38,474,612.75	-1,002,515
NET CAPITAL ASSETS	40,180,837.67	34,998,534.28	5,182,303
PREPAID INSURANCE	94,034.50	93,710.69	324
OTHER PREPAID EXPENSES	195,459.19	511,039.59	-315,580
NET PENSION ASSET	92,230.00	46,104.00	46,126
DEFERRED OUTFLOW-OPEB	1,776,657.00	799,135.00	977,522
DEFERRED OUTFLOW OF RESOURCES	2,646,449.01	5,666,826.01	-3,020,377
TOTAL OTHER ASSETS	4,804,829.70	7,116,815.29	-2,311,986
TOTAL ASSETS	74,278,367.53	77,547,633.70	-3,269,266
ACCOUNTS PAYABLE	209,683.44	622,617.29	-412,934
ACCRUED PURCHASES	336,843.09	329,023.96	7,819
TOTAL ACCOUNTS PAYABLE	546,526.53	951,641.25	-405,115
ACCRUED PAYROLL	394,450.89	312,411.04	82,040
ACCRUED VACATION	393,268.16	384,804.88	8,463
ACCRUED SICK LEAVE	523,806.70	489,169.52	34,637
ACCRUED HOLIDAYS	11,167.42	8,739.41	2,428
ACCRUED STATE TAX WITHELD	134.28	136.83	-3
ACCRUED LOCAL TAX WITHELD	-10,667.72	-10,620.17	-48
ACCRUED MEDICARE - EMPLOYEES SHARE	7,247.69	5,958.52	1,289
ACCRUED MEDICARE - EMPLOYER SHARE	7,247.69	5,958.52	1,289
ACCRUED PERS-EMPLOYEES	56,002.50	78,752.07	-22,750
ACCRUED PERS-EMPLOYER	108,224.80	139,589.73	-31,365
ACCRUED BENEFITS - VDSTDTL	34,901.17	16,087.28	18,814
ACCRUED UNION BENEFITS - VDH	-1,688.84	12,786.93	-14,476
UNION DUES LIABILITY	-22,180.75	0.00	-22,181
MISCELLANEOUS DEDUCTION LIABILITY	59.78	43.78	16
CHILD SUPPORT LIABILITY	0.00	-1.50	2
YMCA DUES LIABILITY	4,518.11	2,488.80	2,029
SUPPLEMENTAL INSURANCE LIAB	5,242.30	11,200.91	-5,959
EMPLOYEES DEF. COMPENSATION LIAB	4,413.60	4,413.60	0
FLEXIBLE SPENDING LIABILITY	27,382.61	27,452.03	-69
CURRENT LIAB - WORKERS' COMP	133,351.14	117,389.57	15,962
TOTAL PAYROLL LIABILITIES	1,676,881.53	1,606,761.75	70,120
OTHER CURR LIABILITIES-MISC	455,257.38	338,583.43	116,674
CURRENT LIAB.-FEDERAL GOVT	534,887.53	534,887.53	0
NET OPEB LIABILITY	9,358,311.00	8,412,928.00	945,383
NET PENSION LIABILITY	13,747,029.00	18,129,742.00	-4,382,713
DEFERRED INFLOWS-OPEB	1,332,384.00	22,827.00	1,309,557
DEFERRED INFLOWS OF RESOURCES	2,956,922.00	262,010.00	2,694,912
TOTAL OTHER LIABILITIES	28,384,790.91	27,700,977.96	683,813
TOTAL LIABILITIES	30,608,198.97	30,259,380.96	348,818
FEDERAL GOVT CAPITAL GRANT	6,743,048.29	7,277,935.82	-534,888
STATE GOVT CAPITAL GRANT	656,930.17	656,930.17	0
NON-GOVT DONATIONS	217,429.00	217,429.00	0
UNRESTRICTED PENSION	-11,878,714.47	-12,413,602.00	534,888
ACCUMULATED EARNINGS<LOSSES>	48,134,212.64	45,948,479.50	2,185,733
NET REVENUE	-202,737.07	5,601,080.25	-5,803,817
TOTAL LIABILITIES & ACCUMULATED EARNINGS	74,278,367.53	77,547,633.70	-3,269,266

STARK AREA REGIONAL TRANSIT AUTHORITY
DETAILED INCOME STATEMENT
For the Period Ending 8/31/2021

	August 2021 Actual	August 2021 Budget	August 2020 Prior Yr Actual	Jan 21-Aug 21 Actual	Jan 21-Aug 21 Budget	Jan 20-Aug 20 Prior Yr Actual	-over/under Budget
CASH FARES	37,091	27,917	47,743	293,033	223,333	222,910	-69,700
ADULT PASSES	53,498	17,500	11,177	180,427	140,000	139,967	-40,427
FULL FARE TICKETS	7,060	9,167	6,018	108,548	73,333	72,589	-35,215
STUDENT PASSES	330	833	440	14,740	6,667	6,105	-8,073
PROLINE CASH FARES	6,720	3,317	0	34,886	26,533	26,531	-8,353
REDUCED FARE TICKETS	1,119	767	938	7,642	6,138	6,138	-1,504
REDUCED FARE PASSES	6,705	6,083	7,628	57,379	48,667	48,863	-8,712
PROLINE TICKETS	1,564	1,917	1,244	9,848	15,333	15,307	5,485
PROLINE PASSES	5,121	4,333	6,449	28,139	34,667	34,821	6,528
CLEVELAND TICKETS	153	67	78	938	533	543	-404
TOTAL PASSENGER FARES	119,360	71,901	81,714	735,579	575,204	573,772	-160,375
CONTRACTED SERVICES	9,445	9,667	9,464	74,952	77,333	77,480	2,382
WAYNE COUNTY SERVICES	575	0	0	5,381	0	0	-5,381
VETERANS TRANSPORT FARES	0	5,417	0	48,750	43,333	48,750	-5,417
SPECIAL SHUTTLE FARES	2,293	15	0	2,400	120	124	-2,280
TOTAL SPECIAL TRANSIT	12,313	15,098	9,464	131,482	120,787	126,354	-10,696
PROGRAM INCOME - ADVERTISING	4,496	2,918	4,240	56,292	23,343	23,871	-32,949
PROGRAM INCOME - CONCESSIONS	57	0	0	576	0	0	-576
PROGRAM INCOME - RENT	0	0	0	0	0	1,050	0
PROGRAM INCOME - BUS WASH	0	208	0	500	1,667	1,650	1,167
SUBTOTAL PROGRAM INCOME	4,554	3,126	4,240	57,368	25,010	26,571	-32,359
MISC TRANSP. REVENUE	8	25	14	7,022	200	97	-6,822
TOTAL AUX TRANS REVENUE	8	25	14	7,022	200	97	-6,822
INTEREST INCOME	-3,408	6,667	3,078	637	53,333	52,386	52,696
TOTAL INTEREST & DISCOUNT REVENUE	-3,408	6,667	3,078	637	53,333	52,386	52,696
FUEL TAX REFUND	11,684	7,917	9,111	73,807	63,333	65,533	-10,474
CNG ROYALTIES	218	83	80	423	667	662	244
CNG - UTILITY REIMBURSEMENT	1,092	517	552	6,263	4,133	4,153	-2,130
MISC REV-NONTRANSPORTATION	317	833	2,180	912,968	6,667	49,341	-906,301
MISC REV-EXTRAORDINARY ITEM	135,829	0	0	235,929	0	0	-235,929
TOTAL NON-TRANSPORTATION REVENUE	149,141	9,350	11,923	1,229,390	74,800	119,689	-1,154,590
SALES TAX REVENUE	1,531,887	1,262,431	1,550,584	10,335,723	9,924,406	9,643,963	-411,317
TOTAL SALES TAX REVENUE	1,531,887	1,262,431	1,550,584	10,335,723	9,924,406	9,643,963	-411,317
TOTAL REVENUES	1,813,854	1,368,598	1,661,016	12,497,203	10,773,740	10,542,831	-1,723,463

STARK AREA REGIONAL TRANSIT AUTHORITY
DETAILED INCOME STATEMENT
For the Period Ending 8/31/2021

	August 2021 Actual	August 2021 Budget	August 2020 Prior Yr Actual	Jan 21-Aug 21 Acutal	Jan 21-Aug 21 Budget	Jan 20-Aug 20 Prior Yr Actual	-over/under Budget
EXPENSES							
EXECUTIVE OFFICE							
EX - SAL & WAGES-FIXED	7,325	8,488	7,984	67,650	67,903	66,339	254
EX - SAL & WAGES-PARATRANSIT	3,774	4,373	4,113	34,850	34,981	34,221	131
EX - WAGE/BENEFIT CONTRA	0	0	-2,373	0	0	-2,373	0
EX - INCENTIVES	0	58	150	200	467	350	267
EX - MEDICARE TAX	188	222	185	1,661	1,778	1,601	117
EX - PERS	3,447	3,665	3,235	27,107	29,319	26,496	2,212
EX - HEALTH INSURANCE	681	1,346	1,416	10,246	10,765	8,674	518
EX - LIFE INSURANCE	7	19	29	228	148	250	-80
EX - STD INSURANCE	7	28	7	60	225	60	164
EX - VISION	19	27	19	162	215	162	53
EX - DENTAL	3	82	58	219	653	491	434
EX - UNEMPLOYMENT	0	0	0	0	0	-15	0
EX - WORKERS' COMP	136	307	137	1,293	2,458	633	1,165
EX - SICK LEAVE	0	729	0	0	5,828	0	5,828
EX - HOLIDAY,FUNERAL,OTHER	3,264	729	0	6,528	5,828	2,628	-700
EX - VACATION	0	1,681	1,231	3,917	13,449	6,972	9,532
EX - UNIFORMS	0	8	0	100	67	90	-33
EX - YMCA & MISC BENEFITS	0	50	0	0	400	37	400
TOTAL EXECUTIVE OFFICES WAGES & B...	18,852	21,810	16,192	154,222	174,482	146,618	20,260
EX - ADVERTISING	0	83	0	0	667	0	667
EX - PTS LEGAL-GENERAL	51,306	35,278	29,742	397,841	282,222	216,681	-115,619
EX - PTS-OTHER	0	1,667	0	0	13,333	0	13,333
EX - CLINIC	6,640	7,000	6,640	58,100	56,000	57,560	-2,100
EX - CLINIC SUPPLIES	782	5,500	2,149	8,419	44,000	21,234	35,582
EX - OFFICE SUPPLIES	0	46	0	0	367	-119	367
EX - LEGAL ADS	0	42	0	0	333	0	333
EX - TRAINING & TRAVEL EXPENSE	1,056	1,250	295	6,082	10,000	744	3,918
EX - EXPENDABLE ASSETS	0	125	0	172	1,000	0	828
TOTAL EXECUTIVE OFFICE	78,635	72,800	55,018	624,836	582,404	442,717	-42,432
TRANSPORTATION							
TR - SAL & WAGES-FIXED	328,129	308,362	291,284	2,397,574	2,466,893	2,487,346	69,319
TR - SAL & WAGES-PARATRANSIT	133,131	158,853	128,853	1,004,799	1,270,824	1,043,111	266,025
TR - WAGE & BENEFIT CONTRA	0	0	0	-21	0	-1,883	21
TR - INCENTIVE	5,950	7,479	900	87,375	59,833	32,700	-27,542
TR - MEDICARE TAX	6,811	7,646	6,090	54,362	61,164	55,220	6,802
TR - PERS	113,552	117,012	105,380	857,638	936,099	886,564	78,461
TR - HEALTH INSURANCE	89,002	181,651	194,910	1,335,209	1,453,211	1,196,137	118,002
TR - LIFE INSURANCE	827	2,498	931	7,216	19,981	7,780	12,765
TR - STD INSURANCE	843	3,793	959	7,442	30,344	8,043	22,902
TR - VISION	1,886	2,263	2,095	16,333	18,100	17,725	1,767
TR - DENTAL	6,756	8,105	7,504	58,537	64,837	63,493	6,300
TR - UNEMPLOYMENT	0	1,667	178	15,741	13,333	8,178	-2,407
TR - WORKERS' COMP	4,194	9,892	4,870	44,329	79,132	-48,199	34,803
TR - HOLIDAY,FUNERAL,OTHER	13,879	26,274	13,005	177,493	210,189	164,581	32,696
TR - VACATION	28,354	26,313	32,034	216,459	210,507	195,380	-5,952
TR - SICK COVID	667	0	2,344	17,738	0	62,763	-17,738
TR - UNIFORMS	2,635	4,167	2,183	33,298	33,333	32,343	36
TR - YMCA & MISC BENEFITS	2,011	458	37	4,224	3,667	3,123	-558
TA - SAL & WAGES-FIXED	57,903	52,478	27,629	402,279	419,820	362,852	17,541

Date Printed 9/15/2021

Time Printed 1:21 PM

Page 2 of 9

STARK AREA REGIONAL TRANSIT AUTHORITY
DETAILED INCOME STATEMENT
For the Period Ending 8/31/2021

	August 2021 Actual	August 2021 Budget	August 2020 Prior Yr Actual	Jan 21-Aug 21 Actual	Jan 21-Aug 21 Budget	Jan 20-Aug 20 Prior Yr Actual	-over/under Budget
TA - SAL & WAGES-PARATRANSIT	29,829	27,034	14,233	206,608	216,271	185,680	9,663
TA - INCENTIVE	700	2,526	450	11,925	20,204	4,925	8,279
TA - MEDICARE TAX	1,280	1,342	1,115	9,675	10,735	9,639	1,060
TA - PERS	23,378	21,801	11,505	165,032	174,409	155,117	9,377
TA - HEALTH INSURANCE	13,736	25,566	28,406	205,709	204,526	161,345	-1,183
TA - LIFE INSURANCE	120	352	138	1,058	2,812	1,164	1,754
TA - STD INSURANCE	120	534	138	1,059	4,271	1,165	3,212
TA - VISION	261	510	308	2,313	4,083	2,577	1,770
TA - DENTAL	57	1,551	771	2,846	12,405	6,433	9,559
TA - WORKERS' COMP	928	1,802	934	8,022	14,413	-5,340	6,390
TA - SICK COVID	0	0	0	1,799	0	10,045	-1,799
TA - SICK LEAVE	4,576	4,477	675	18,452	35,819	29,406	17,366
TA - HOLIDAY,FUNERAL,OTHER	2,966	4,477	1,151	29,991	35,819	28,170	5,828
TA - VACATION	2,133	5,558	3,799	25,456	44,461	35,502	19,004
TA - UNIFORMS	248	396	-406	4,249	3,167	4,350	-1,083
TA - YMCA & MISC BENEFITS	326	142	0	550	1,133	573	584
TA - TRAINING & TRAVEL	-90	1,667	0	1,880	13,333	8,437	11,453
TOTAL TRANSPORTATION WAGES & BENE...	877,100	1,018,641	884,403	7,434,649	8,149,126	7,216,442	714,478
TR - PTS-OTHER	4,810	4,167	2,475	24,910	33,333	24,035	8,423
TR - OFFICE SUPPLIES	135	167	45	753	1,333	1,146	581
TR - PRINTING	299	2,917	348	299	23,333	20,569	23,034
TR - OMS-GEN'L FUNCTION	0	167	0	0	1,333	0	1,333
TR - DUES & SUBSCRIPTIONS	0	104	0	0	833	0	833
TR - LEGAL ADS	0	42	0	0	333	0	333
TR - TRAINING & TRAVEL EXPENSE	0	833	0	0	6,667	5,199	6,667
TR - EXPENDABLE ASSETS	0	208	232	535	1,667	496	1,132
TOTAL TRANSPORTATION	882,344	1,027,245	887,503	7,461,146	8,217,959	7,267,888	756,814
MAINTENANCE							
MA - SAL & WAGES-FIXED	24,251	15,728	20,711	176,319	125,822	175,791	-50,497
MA - SAL & WAGES-PARATRANSIT	12,493	8,102	10,669	90,831	64,817	90,559	-26,013
MA - WAGE/BENEFIT CONTRA	0	-333	982	0	-2,667	-3,516	-2,667
MA - INCENTIVE	550	558	150	8,475	4,466	1,750	-4,009
MA - MEDICARE TAX	542	402	495	4,466	3,214	4,223	-1,252
MA - PERS	9,794	6,551	8,668	73,918	52,405	71,990	-21,514
MA - HEALTH INSURANCE	5,487	9,419	11,370	82,296	75,352	71,976	-6,944
MA - LIFE INSURANCE	50	130	50	428	1,036	428	608
MA - STD INSURANCE	50	197	50	421	1,573	421	1,152
MA - VISION	133	188	133	1,133	1,504	1,133	371
MA - DENTAL	24	571	366	1,398	4,570	3,108	3,172
MA - WORKERS' COMP	351	549	361	3,524	4,393	-1,954	869
MA - SICK LEAVE	0	1,365	897	7,348	10,918	4,730	3,570
MA - HOLIDAY,FUNERAL,OTHER	789	1,365	680	16,549	10,918	13,763	-5,631
MA - VACATION	3,127	2,100	3,010	16,498	16,797	14,516	298
MA - UNIFORMS	0	146	0	150	1,167	692	1,017
MA - YMCA & MISC BENEFITS	0	21	0	0	167	45	167
MS - SAL & WAGES-FIXED	17,672	16,982	13,512	120,070	135,859	110,546	15,789
MS - SAL & WAGES-PARATRANSIT	9,104	8,749	6,961	61,844	69,988	56,927	8,144
MS - INCENTIVE	500	377	100	6,100	3,017	2,000	-3,083
MS - MEDICARE TAX	370	369	301	3,003	2,952	2,713	-51
MS - PERS	6,285	6,447	4,958	47,135	51,572	43,181	4,437
MS - HEALTH INSURANCE	5,352	10,765	9,752	82,704	86,116	58,387	3,412

Date Printed 9/15/2021
Time Printed 1:21 PM

Page 3 of 9

STARK AREA REGIONAL TRANSIT AUTHORITY
DETAILED INCOME STATEMENT
For the Period Ending 8/31/2021

	August 2021 Actual	August 2021 Budget	August 2020 Prior Yr Actual	Jan 21-Aug 21 Actual	Jan 21-Aug 21 Budget	Jan 20-Aug 20 Prior Yr Actual	-over/under Budget
MS - LIFE INSURANCE	58	148	50	486	1,184	419	698
MS - STD INSURANCE	57	225	50	478	1,798	418	1,320
MS - VISION	108	134	108	804	1,073	912	269
MS - DENTAL	388	480	388	2,880	3,842	3,267	962
MS - WORKERS' COMP	229	576	242	2,327	4,611	-2,508	2,284
MS - HOLIDAY,FUNERAL,OTHER	496	1,543	326	11,611	12,342	10,727	731
MS - VACATION	661	1,377	816	11,414	11,019	11,575	-394
MS - SICK COVID	0	0	321	3,012	0	1,650	-3,012
MS - UNIFORMS	527	683	-62	4,000	5,467	3,536	1,466
MS - YMCA & MISC BENEFITS	0	21	0	0	167	74	167
MT - SAL & WAGES-FIXED	39,565	40,443	35,779	293,175	323,543	295,969	30,367
MT - SAL & WAGES-PARATRANSIT	20,382	20,834	18,417	150,928	166,673	152,454	15,745
MT - INCENTIVE	800	819	100	10,400	6,550	3,275	-3,850
MT - MEDICARE TAX	851	1,003	797	7,077	8,027	7,043	949
MT - PERS	13,992	15,448	13,167	109,848	123,581	112,335	13,732
MT - HEALTH INSURANCE	9,841	20,184	20,988	151,588	161,468	128,815	9,880
MT - LIFE INSURANCE	96	278	100	817	2,220	877	1,403
MT - STD INSURANCE	99	421	134	1,081	3,371	1,165	2,291
MT - VISION	232	251	224	1,894	2,011	1,878	117
MT - DENTAL	831	901	803	6,784	7,204	6,729	420
MT - WORKERS' COMP	525	1,340	601	5,587	10,716	-4,515	5,129
MT - HOLIDAY	1,393	3,585	2,695	22,750	28,680	24,640	5,930
MT - VACATION	648	3,517	1,962	24,192	28,133	19,927	3,941
MT - SICK COVID	0	0	679	2,153	0	6,786	-2,153
MT - UNIFORMS	863	1,083	1,309	8,037	8,667	8,465	630
MT - YMCA & MISC BENEFITS	0	21	0	0	167	0	167
MT - TOOLS	0	583	181	2,660	4,667	3,309	2,006
MBGE - SAL & WAGES-FIXED	7,284	9,012	7,302	68,671	72,098	70,517	3,427
MBGE - SAL & WAGES-PARATRANSIT	3,752	4,643	3,762	35,376	37,141	36,327	1,765
MBGE - INCENTIVE	300	233	0	4,200	1,867	1,075	-2,333
MBGE - MEDICARE TAX	232	229	197	1,822	1,832	1,715	10
MBGE - PERS	3,454	3,735	3,545	29,728	29,877	29,685	149
MBGE - HEALTH INSURANCE	2,724	5,382	5,666	40,956	43,058	34,695	2,102
MBGE - LIFE INSURANCE	27	74	27	229	592	226	363
MBGE - STD INSURANCE	28	112	28	241	899	241	659
MBGE - VISION	55	107	55	469	859	469	390
MBGE - DENTAL	14	326	154	605	2,611	1,306	2,006
MBGE - WORKERS' COMP	156	313	151	1,451	2,504	-1,300	1,053
MBGE - SICK COVID	0	0	0	838	0	838	-838
MBGE - SICK LEAVE	1,893	778	1,758	3,943	6,225	3,341	2,282
MBGE - HOLIDAY,FUNERAL,OTHER	0	778	350	5,652	6,225	5,829	573
MBGE - VACATION	2,499	1,128	1,601	10,024	9,024	6,437	-1,000
MBGE - UNIFORMS	170	258	97	1,880	2,067	1,578	186
MBGE - YMCA & MISC BENEFITS	0	42	0	0	333	0	333
TOTAL MAINTENANCE WAGES & BENEFITS	212,151	233,793	219,041	1,846,676	1,870,346	1,715,611	23,670
M - TEMPORARY HELP	0	1,667	1,458	24,523	13,333	8,209	-11,190
M - PRINTING	0	208	0	0	1,667	0	1,667
M - CMS SERVICING REVENUE VEHICLES	0	8	0	0	67	0	67
M - CMS REV VEH-FIXED	450	5,000	10,911	72,261	40,000	47,730	-32,261
M - CMS REV VEH-PARATRANSIT	13,308	4,167	950	24,305	33,333	39,656	9,028
M - CMS-NON REV VEHICLES	0	583	0	12,805	4,667	0	-8,138
M - CMS-FAREBOX PARTS-FIXED	-80	125	0	2,712	1,000	81	-1,712

Date Printed 9/15/2021
Time Printed 1:21 PM

Page 4 of 9

STARK AREA REGIONAL TRANSIT AUTHORITY
DETAILED INCOME STATEMENT
For the Period Ending 8/31/2021

	August 2021 Actual	August 2021 Budget	August 2020 Prior Yr Actual	Jan 21-Aug 21 Actual	Jan 21-Aug 21 Budget	Jan 20-Aug 20 Prior Yr Actual	-over/under Budget
M - CMS-BLDG GRND. & EQUIPMENT	35,400	13,833	7,211	102,018	110,667	67,644	8,649
M - CMS-RADIO EQUIP-FIXED	0	125	0	912	1,000	69	88
M - CMS-RADIO EQUIP-PARATRANSIT	0	125	0	0	1,000	0	1,000
M - CMS-SECURITY SYSTEM	57	208	57	6,120	1,667	1,798	-4,453
M - CMS - CNG FUELING STATION	14,521	15,000	908	109,957	120,000	117,984	10,043
M - CMS - HYDROGEN FUELING STATION	16,594	18,958	13,872	129,318	151,667	133,246	22,349
M - DIESEL FUEL-FIXED	28,743	27,472	29,313	187,606	219,773	216,532	32,167
M - DIESEL FUEL-PARATRANSIT	15,762	18,445	14,621	99,987	147,560	103,220	47,573
M - LUBRICANTS-FIXED	1,140	1,667	2,355	8,341	13,333	8,376	4,993
M - LUBRICANTS-PARATRANSIT	349	1,667	961	1,921	13,333	4,668	11,413
M - FUEL TAX EXP-FIXED	3,577	5,417	2,911	22,219	43,333	19,956	21,114
M - FUEL TAX EXP-PARATRANSIT	3,607	5,417	2,690	23,156	43,333	17,927	20,177
M - CNG FUEL-FIXED	12,195	8,333	3,189	89,571	66,667	58,443	-22,904
M - CNG FUEL-PARATRANSIT	1,241	4,167	4,757	24,306	33,333	33,291	9,027
M - CNG FUEL SUPPORT VEHICLES	293	833	208	1,814	6,667	1,685	4,853
M - CNG FUEL PUBLIC	283	833	82	2,904	6,667	1,418	3,762
M - HYDROGEN-FIXED	3,714	37,500	11,120	186,064	300,000	120,643	113,936
M - HYDROGEN-PARA	0	0	0	127	0	0	-127
M - FUEL & LUBE-COMPANY VEHICLES	3,254	2,083	1,891	22,261	16,667	13,392	-5,595
M - TIRES & TUBES-FIXED	15,486	12,917	13,723	116,713	103,333	103,868	-13,380
M - TIRES & TUBES-PARATRANSIT	1,778	3,333	850	12,630	26,667	11,789	14,037
M - TIRES SUPPORT VEHICLES	251	333	813	2,879	2,667	1,563	-212
M - OMS-SUPPLIES	6,961	4,833	19,073	84,019	38,667	109,006	-45,352
M - FREIGHT	744	1,250	1,789	8,893	10,000	9,935	1,107
M - INSP & REPAIR-FIXED	80,250	39,167	31,025	319,709	313,333	312,951	-6,376
M - INSP & REPAIR-PARATRANSIT	24,374	20,000	27,018	171,687	160,000	155,031	-11,687
M - INSP & REPAIR-CO. VEHICLES	370	773	560	6,309	6,180	3,787	-129
M - OMS-MAINT EQUIPMENT	1,683	6,167	3,632	52,921	49,333	49,086	-3,588
M - OMS FIXED ROUTE	6,254	4,583	580	34,040	36,667	32,588	2,626
M - OMS PARATRANSIT	2,274	5,392	208	11,416	43,132	41,634	31,716
M - CORE CHARGES/CREDITS	973	1,000	-640	1,451	8,000	9,619	6,549
M - OMS-COMPANY VEHICLES	0	867	276	905	6,933	514	6,028
M - FAREBOX PARTS-FIXED	0	208	0	0	1,667	0	1,667
M - FAREBOX PARTS-PARATRANSIT	0	83	0	0	667	0	667
M - OFFICE SUPPLIES	28	142	9	242	1,133	234	891
M - COMMUNICATIONS MODEMS AVAIL	1,383	1,800	1,406	13,706	14,400	12,335	694
M - BLDG & GROUNDS OMS	31,090	13,242	20,827	88,176	105,933	99,367	17,757
M - LABOR INSURANCE REC-3RD PARTY	0	-42	0	0	-333	0	-333
M - OMS INSURANCE REC-3RD PARTY	0	-167	0	0	-1,333	0	-1,333
M - PROPERTY INSURANCE	7,209	7,500	14,131	57,671	60,000	56,523	2,329
M - OMS INSURANCE REC-OTRP	0	-3,333	0	-31,818	-26,667	-10,872	5,152
M - LABOR INSURANCE REC-OTRP	0	-1,250	0	-731	-10,000	-1,814	-9,269
M - TRAINING & TRAVEL EXPENSE	0	2,917	0	11	23,333	19,148	23,323
M - DUES & SUBSCRIPTIONS	0	750	0	6,570	6,000	5,211	-570
M - EXPENDABLE ASSETS	0	267	134	427	2,133	134	1,706
TOTAL MAINTENANCE	547,666	530,365	463,920	3,959,711	4,242,924	3,753,216	283,213
FINANCE							
FIN - SAL & WAGES-FIXED	19,423	16,823	19,481	159,331	134,585	160,718	-24,745
FIN - SAL & WAGES-PARATRANSIT	10,006	8,667	10,036	82,079	69,332	82,794	-12,747
FIN - WAGE/BENEFIT CONTRA	0	0	-2,307	0	0	-9,444	0
FIN - MEDICARE TAX	653	425	431	4,228	3,398	3,697	-830

Date Printed 9/15/2021
Time Printed 1:21 PM

Page 5 of 9

STARK AREA REGIONAL TRANSIT AUTHORITY
DETAILED INCOME STATEMENT
For the Period Ending 8/31/2021

	August 2021 Actual	August 2021 Budget	August 2020 Prior Yr Actual	Jan 21-Aug 21 Acutal	Jan 21-Aug 21 Budget	Jan 20-Aug 20 Prior Yr Actual	-over/under Budget
FIN - INCENTIVE	200	340	0	12,325	2,717	1,750	-9,608
FIN - PERS	8,967	6,948	7,690	66,677	55,583	63,828	-11,094
FIN - HEALTH INSURANCE	4,048	8,073	8,537	61,669	64,587	52,370	2,918
FIN - LIFE INSURANCE	32	111	42	348	888	361	540
FIN - STD INSURANCE	32	169	42	347	1,349	361	1,002
FIN - VISION	107	161	93	830	1,289	835	460
FIN - DENTAL	24	490	202	817	3,917	1,718	3,100
FIN - WORKERS' COMP	560	582	322	3,560	4,659	-1,066	1,099
FIN - SICK LEAVE	6,259	1,448	132	16,985	11,580	4,073	-5,405
FIN - HOLIDAY,FUNERAL,OTHER	1,232	1,448	1,229	16,556	11,580	12,413	-4,976
FIN - VACATION	7,688	2,012	1,166	14,780	16,097	5,750	1,317
FIN - UNIFORMS	0	50	0	548	400	578	-148
FIN - YMCA & MISC BENEFITS	0	58	0	0	467	149	467
TOTAL FINANCE WAGES & BENEFITS	59,229	47,803	47,096	441,080	382,428	380,885	-58,653
TOTAL FINANCE WAGES & BENEFITS							
FIN - SOFTWARE SERVICE	0	42	0	0	333	0	333
FIN - PTS OTHER	5,796	5,000	6,680	49,911	40,000	41,218	-9,911
FIN - TEMPORARY HELP	2,291	1,667	0	10,282	13,333	0	3,052
FIN - OFFICE SUPPLIES	106	208	0	742	1,667	125	925
FIN - PRINTING	0	6	0	0	50	0	50
FIN - DUES & SUBSCRIPTIONS	0	708	634	0	5,667	5,200	5,667
FIN - LEGAL ADS	0	42	0	176	333	677	157
FIN - TRAINING & TRAVEL EXPENSE	-681	2,500	2,950	1,329	20,000	4,371	18,671
FIN - EXPENDABLE ASSETS	40	83	348	890	667	348	-223
TOTAL FINANCE	66,781	58,060	57,708	504,410	464,477	432,823	-39,933
INFORMATION TECHNOLOGY							
IT - SAL & WAGES-FIXED	11,266	8,208	10,142	89,690	65,662	85,672	-24,028
IT - SAL & WAGES-PARATRANSIT	5,804	4,228	5,225	46,204	33,826	44,211	-12,378
IT - MEDICARE TAX	252	206	233	2,194	1,651	2,026	-543
IT - INCENTIVE	350	115	0	6,700	917	750	-5,783
IT - PERS	4,627	3,388	4,022	37,402	27,101	34,287	-10,302
IT - HEALTH INSURANCE	2,043	4,037	4,249	30,738	32,293	27,151	1,555
IT - LIFE INSURANCE	22	56	22	184	444	184	260
IT - STD INSURANCE	21	84	21	181	674	181	493
IT - VISION	57	81	57	486	645	486	159
IT - DENTAL	10	245	173	671	1,959	1,473	1,288
IT - WORKERS' COMP	163	284	292	1,968	2,272	526	304
IT - SICK COVID	0	0	0	381	0	0	-381
IT - SICK LEAVE	339	706	0	3,965	5,646	2,718	1,681
IT - HOLIDAY,FUNERAL,OTHER	711	706	370	7,376	5,646	4,895	-1,730
IT - VACATION	1,011	973	1,021	7,978	7,785	5,018	-193
IT - UNIFORMS	0	25	0	279	200	283	-79
IT - YMCA & MISC BENEFITS	37	42	0	260	333	335	73
TOTAL INFORMATION TECHNOLOGY WAG...	26,712	23,382	25,828	236,656	187,052	210,195	-49,603
IT - HARDWARE SERVICE CONTRACTS	10,382	14,583	10,685	83,053	116,667	86,464	33,614
IT - SOFTWARE SERVICE CONTRACTS	15,513	17,500	13,452	131,072	140,000	119,015	8,928
IT - PTS-OTHER	-1,470	1,083	1,330	3,479	8,667	9,047	5,187
IT - EXPENDABLE ASSETS & SOFTWARE	0	833	4,278	0	6,667	4,278	6,667
IT - OFFICE SUPPLIES	611	17	0	735	133	310	-602
IT - DUES & SUBSCRIPTIONS	743	42	0	1,988	333	0	-1,655

Date Printed 9/15/2021
Time Printed 1:21 PM

Page 6 of 9

STARK AREA REGIONAL TRANSIT AUTHORITY
DETAILED INCOME STATEMENT
For the Period Ending 8/31/2021

	August 2021 Actual	August 2021 Budget	August 2020 Prior Yr Actual	Jan 21-Aug 21 Actual	Jan 21-Aug 21 Budget	Jan 20-Aug 20 Prior Yr Actual	-over/under Budget
IT - LEGAL ADS	0	42	0	0	333	177	333
IT - TRAINING EXPENSE	0	2,083	70	0	16,667	1,764	16,667
TOTAL INFORMATION TECHNOLOGY	52,490	59,565	55,642	456,983	476,519	431,250	19,535

BOARD

PLANNING /CUSTOMER RELATIONS

PL - SAL & WAGES-FIXED	27,288	33,603	21,959	202,643	268,826	193,667	66,183
PL - SAL & WAGES-PARATRANSIT	19,160	17,311	19,044	159,773	138,486	177,914	-21,287
PL - WAGE/BENEFIT CONTRA	0	-833	0	0	-6,667	-4,905	-6,667
PL - MEDICARE TAX	721	834	699	6,011	6,675	5,980	665
PL - INCENTIVE	2,350	396	100	12,550	3,167	3,300	-9,383
PL - PERS	12,786	13,716	11,818	102,235	109,725	102,181	7,490
PL - HEALTH INSURANCE	9,534	21,529	21,247	141,405	172,233	139,140	30,828
PL - LIFE INSURANCE	99	296	102	819	2,368	869	1,549
PL - STD INSURANCE	99	450	106	843	3,596	903	2,753
PL - VISION	225	430	231	1,907	3,438	1,887	1,531
PL - DENTAL	47	326	625	2,362	2,611	5,062	249
PL - WORKERS' COMP	397	1,150	699	5,062	9,198	-3,838	4,136
PL - SICK COVID	306	0	865	4,628	0	5,152	-4,628
PL - SICK LEAVE	1,967	2,932	1,203	16,895	23,453	7,028	6,557
PL - HOLIDAY	1,825	2,857	2,008	19,071	22,859	22,310	3,788
PL - VACATION	2,884	3,377	4,783	21,731	27,017	19,754	5,287
PL - UNIFORMS	0	271	-115	2,748	2,167	2,517	-581
PL - YMCA & MISC BENEFITS	191	67	0	340	533	507	193
TOTAL PLANNING WAGES & BENEFITS	79,880	98,711	85,377	701,021	789,686	679,429	88,665
PL - PTS OTHER	1,978	15,833	1,725	97,558	126,667	58,464	29,109
PL - TRAVEL TRAINER	0	1,667	422	0	13,333	2,002	13,333
PL - OFFICE SUPPLIES	446	250	272	1,776	2,000	311	224
PL - PRINTING	2,322	6,250	0	6,040	50,000	2,021	43,960
PL - DUES & SUBSCRIPTIONS	372	2,500	1,241	12,430	20,000	5,576	7,570
PL - TRAINING & TRAVEL EXPENSE	898	2,917	0	2,686	23,333	5,909	20,648
PL - ADVERTISING	6,876	30,833	6,299	91,660	246,667	89,210	155,007
PL - EVENTS	55	1,833	-15	55	14,667	820	14,612
PL - PROMOTIONAL MATERIALS	0	5,417	8,710	4,747	43,333	19,965	38,587
PL - LEGAL ADS	0	167	0	265	1,333	0	1,068
PL - EXPENDABLE ASSETS	310	283	0	717	2,267	0	1,549
TOTAL PLANNING	93,136	166,661	104,030	918,955	1,333,285	863,708	414,330

HUMAN RESOURCE

HR - SAL & WAGES-FIXED	12,075	11,810	11,315	92,450	94,477	96,303	2,026
HR - SAL & WAGES-PARATRANSIT	6,220	6,084	5,829	47,626	48,670	49,610	1,044
HR - MEDICARE TAX	278	296	258	2,415	2,368	2,192	-47
HR - PERS	4,654	4,845	4,608	39,637	38,762	37,993	-875
HR - INCENTIVE	200	223	200	6,150	1,783	925	-4,367
HR - HEALTH INSURANCE	2,724	5,382	5,666	40,987	43,058	34,695	2,071
HR - LIFE INSURANCE	29	74	29	244	592	245	348
HR - STD INSURANCE	28	112	28	240	899	241	659
HR - VISION	76	107	76	646	859	647	213
HR - DENTAL	14	326	231	873	2,611	1,964	1,739
HR - WORKERS' COMP	174	406	191	1,898	3,249	-890	1,351
HR - SICK COVID	0	0	0	1,840	0	0	-1,840

Date Printed 9/15/2021
Time Printed 1:21 PM

Page 7 of 9

**STARK AREA REGIONAL TRANSIT AUTHORITY
DETAILED INCOME STATEMENT
For the Period Ending 8/31/2021**

	August 2021 Actual	August 2021 Budget	August 2020 Prior Yr Actual	Jan 21-Aug 21 Actual	Jan 21-Aug 21 Budget	Jan 20-Aug 20 Prior Yr Actual	-over/under Budget
HR - SICK LEAVE	705	1,009	0	8,407	8,075	1,233	-332
HR - HOLIDAY,FUNERAL,OTHER	213	1,009	657	6,117	8,075	6,117	1,958
HR - VACATION	178	1,286	1,197	8,712	10,287	4,839	1,574
HR - UNIFORMS	0	33	0	288	267	394	-21
HR - TUITION REIMBURSEMENT	0	2,083	0	0	16,667	9,139	16,667
HR - YMCA & MISC BENEFITS	39	25	0	39	200	90	161
TOTAL HUMAN RESOURCES WAGES & BEN...	27,605	35,112	30,284	258,570	280,900	245,738	22,329
HR - PTS-OTHER	1,652	2,542	2,570	13,103	20,333	14,439	7,231
HR - TEMPORARY HELP	0	167	0	0	1,333	0	1,333
HR - PRINTING	0	42	544	0	333	544	333
HR - OFFICE SUPPLIES	82	83	0	306	667	270	361
HR - DUES & SUBSCRIPTIONS	0	208	0	98	1,667	0	1,569
HR - EVENTS	0	417	-325	0	3,333	0	3,333
HR - LEGAL ADS	396	417	0	1,246	3,333	0	2,087
HR - EMPLOYEE RELATIONS	1,202	2,500	-4,752	11,384	20,000	12,634	8,616
HR - WELLNESS PROGRAM	733	2,500	-8,549	11,967	20,000	17,160	8,033
HR - TRAINING & TRAVEL EXPENSE	0	1,667	5,745	-224	13,333	12,407	13,558
HR - EXPENDABLE ASSETS	0	83	0	115	667	0	552
TOTAL HUMAN RESOURCE	31,670	45,737	25,518	296,564	365,899	303,191	69,335
GENERAL							
GEN - LEGAL ADS	265	42	0	265	333	2,077	68
GEN - PTS-OTHER	251	10,000	1,111	49,975	80,000	51,364	30,025
GEN - SECURITY SERVICES	9,669	17,667	17,027	138,187	141,333	140,541	3,146
GEN - OFFICE EXPENSES	331	3,333	972	12,805	26,667	14,489	13,862
GEN - OFFICE EXPENSE-IT	0	167	205	1,236	1,333	953	97
GEN - EXPENDABLE ASSETS	0	46	0	0	367	-6	367
GEN - UTILITIES-ELECTRIC	21,114	25,000	23,288	159,041	200,000	158,327	40,959
GEN - UTILITIES-ELECTRIC - CNG	12,424	4,583	0	55,387	36,667	24,900	-18,721
GEN - UTILITIES-OTHER	2,617	2,500	2,611	24,511	20,000	21,294	-4,511
GEN - UTILITIES-TELEPHONE	5,944	9,971	4,489	62,851	79,767	59,609	16,916
GEN - UTILITIES-TELEPHONE - CNG	225	200	203	1,554	1,600	1,606	46
GEN - UTILITIES-NATURAL GAS	485	14,583	315	72,152	116,667	64,580	44,515
GEN - UTILITIES & MAINT MASSILLON	0	667	0	0	5,333	0	5,333
PREM FOR PUBLIC LIAB & PROPERTY DAMA...	37,650	38,362	73,673	301,197	306,898	294,690	5,701
PREM FOR EXCESS INSURANCE	6,887	6,491	14,306	55,098	51,926	57,225	-3,172
GEN - PAYOUTS-DEDUCTIBLES	0	2,333	0	15,195	18,667	16,372	3,472
GEN - PROPERTY TAXES	0	2,500	0	20,725	20,000	6,400	-725
GEN - DUES & SUBSCRIPTIONS	3,621	4,167	1,468	37,331	33,333	30,267	-3,998
GEN - BAD DEBT EXPENSE	0	250	0	0	2,000	0	2,000
GEN - SAFETY	339	208	276	1,585	1,667	1,317	81
GEN - FEES	1,756	1,067	1,240	12,312	8,533	9,880	-3,779
GEN - FEES CREDIT CARD	1,919	3,183	1,067	10,030	25,467	1,935	15,437
GEN - ADVERSTING COMMISSION	3,466	0	0	-9,883	0	0	9,883
GEN - ADVERSTING	-2,198	0	0	-4,725	0	0	4,725
GEN - SALES TAX COLLECTION EXPENSE	15,408	12,500	13,050	111,555	100,000	96,467	-11,555
GEN - POSTAGE	0	417	57	450	3,333	235	2,883
GEN - MISCELLANEOUS	0	379	0	545	3,034	0	2,489
GEN - CTE MCHOE	0	0	0	0	0	94,332	0
GEN - CTE RFHCC	0	15,308	15,121	35,472	122,467	242,889	86,995
SUBGRANTEE - 5310 ENHANCED MOBILITY	0	49,396	9,733	174,978	395,167	94,948	220,189
SUBGRANTEE - CALSTART HYDROGEN	0	11,205	0	0	89,639	0	89,639

Date Printed 9/15/2021
Time Printed 1:21 PM

Page 8 of 9

STARK AREA REGIONAL TRANSIT AUTHORITY
DETAILED INCOME STATEMENT
For the Period Ending 8/31/2021

	August 2021 Actual	August 2021 Budget	August 2020 Prior Yr Actual	Jan 21-Aug 21 Actual	Jan 21-Aug 21 Budget	Jan 20-Aug 20 Prior Yr Actual	-over/under Budget
SUBGRANTEE - RESEARCH	0	155,824	22,130	259,121	1,246,595	22,130	987,474
TOTAL GENERAL EXPENSES	122,172	392,349	202,340	1,598,951	3,138,792	1,508,821	1,539,841
TOTAL EXPENSES	1,874,895	2,352,782	1,851,679	15,821,555	18,822,259	15,003,613	3,000,704
OPERATING INCOME (LOSS) EXCLUDING PREVENTIVE MAINTENANCE GRANTS	-61,041	-984,185	-190,663	-3,324,353	-8,048,519	-4,460,782	-4,724,167
RESTRICTED REVENUE FROM CAPITAL G...							
TOTAL LOCAL CASH GRANTS							
STATE CAPITAL GRANTS	0	120,134	25,000	136,334	961,069	3,221,897	824,735
TOTAL STATE GRANTS	0	120,134	25,000	136,334	961,069	3,221,897	824,735
FG - 5310 ENHANCED MOBILITY	0	0	8,409	174,979	0	110,185	-174,979
SUBGRANTEE CONTRACTS CONTRA	0	75,909	0	0	607,272	0	607,272
FG - CTE	0	0	-2,373	0	0	14,598	0
FG - PLANNING	10,806	54,377	211	51,808	435,014	1,475	383,206
FCG - PREVENTIVE MAINTENANCE	1,663,763	390,369	849,856	2,090,607	3,122,951	2,138,916	1,032,344
FCG - HYDROGEN PROJECT CALSTART	0	0	0	56,060	0	0	-56,060
FEDERAL GRANTS	1,248,414	413,192	1,414,348	1,601,014	3,305,533	3,668,333	1,704,519
FEDERAL GRANTS-OTHER	0	155,824	22,130	259,120	1,246,595	22,130	987,475
FEDERAL CAPITAL GRANTS	1,056,300	1,406,061	458,212	1,620,164	11,248,487	3,394,772	9,628,323
TOTAL FEDERAL GRANTS	3,979,283	2,495,732	2,750,794	5,853,752	19,965,852	9,350,409	14,112,101
TOTAL GRANTS	3,979,283	2,615,865	2,775,794	5,990,086	20,926,921	12,572,306	14,936,836
DEPRECIATION & AMORTIZATION							
DEPRECIATION EXP-GRANTS	320,549	250,000	274,614	2,489,731	2,000,000	2,175,107	-489,731
DEPRECIATION EXP-LOCAL MATCH	47,386	37,500	41,015	362,666	300,000	324,865	-62,666
GENERAL AMORTIZATION	2,311	20,833	1,622	18,485	166,667	12,976	148,182
TOTAL DEPRECIATION & AMORTIZATION	370,245	308,333	317,252	2,870,882	2,466,667	2,512,948	-404,216
GAIN/LOSS ON DISPOSAL	0	5,000	0	-2,412	40,000	-2,505	42,412
GEN - SETTLEMENTS/LOSSES	0	1,250	0	0	10,000	0	10,000
TOTAL GAIN/LOSS ON DISPOSAL OF ASSE...	0	6,250	0	-2,412	50,000	-2,505	52,412
NET INCOME AFTER DEPRECIATION,AMO...	3,547,996	1,317,097	2,267,879	-202,737	10,361,735	5,601,080	10,564,473

*Stark Area Regional Transit Authority
Summary Income Statement
For the Eight Months Ending Tuesday, August 31, 2021*

	<u>2021</u>	<u>2020</u>
TOTAL FARES	867,062	700,126
TOTAL PROGRAM INCOME	57,368	26,571
TOTAL AUX TRANS REVENUE	7,022	97
TOTAL INTEREST & DISCOUNT REVENUE	637	52,386
TOTAL NON-TRANSPORTATION REVENUE	1,229,390	119,689
<u>TOTAL SALES TAX REVENUE</u>	<u>10,335,723</u>	<u>9,643,963</u>
TOTAL REVENUES	12,497,203	10,542,831
TOTAL WAGES	6,779,605	6,798,918
TOTAL HEALTH	2,183,507	1,913,386
TOTAL PERS & BENEFITS	2,107,881	1,865,039
PROFESSIONAL SERVICES - LEGAL	397,841	216,681
PROFESSIONAL SERVICES - OTHER	305,455	277,361
MATERIALS	1,353,312	1,348,596
SUPPLIES	408,756	365,058
FUEL	624,903	561,668
UTILITIES	375,497	330,315
CASUALTY & LIABILITY INSURANCE	413,967	408,439
FUEL TAX	45,375	37,883
DUES & SUBSCRIPTIONS	58,417	46,254
ADVERTISING	81,854	109,995
TRAINING	11,764	57,979
LEGAL ADS	1,952	2,931
EXPENDABLE ASSETS	2,857	5,250
TUITION REIMBURSEMENT	0	9,139
WELLNESS	11,967	17,160
SECURITY/SAFETY	139,772	141,859
LEASES & RENTS	0	0
EMPLOYEE RELATIONS	11,384	12,634
BOARD	0	0
GENERAL EXPENSES	35,920	22,772
<u>SUBGRANTEE</u>	<u>469,570</u>	<u>454,298</u>
TOTAL EXPENSES	15,821,555	15,003,613
OPERATING INCOME (LOSS) EXCLUDING	-3,324,353	-4,460,782
TOTAL STATE GRANTS	136,334	3,221,897
<u>TOTAL FEDERAL GRANTS</u>	<u>5,853,752</u>	<u>9,350,409</u>
TOTAL GRANTS	5,990,086	12,572,306
TOTAL DEPRECIATION & AMORTIZATION	2,870,882	2,512,948
TOTAL GAIN/LOSS ON DISPOSAL OF ASSETS	-2,412	-2,505
NET INCOME AFTER DEPRECIATION,AMORTIZATION & DISPOSALS	-202,737	5,601,080



Grant Summary through August 31st, 2021

CD

Project Type	Type	Project Name	Grant Number	Federal Share	Year of Allocation	Amended Amount	Draw Amounts	FTA Funding Balance
BUSES	FEDERAL	FY17 OTPPP 40' Hydrogen Buses	OH-2017-023-00	100%	2017	\$ 555,407.00	\$ (555,407.00)	\$ -
BUSES	FEDERAL	FY17 OTPPP <30' Hydrogen Buses	OH-2017-023-00	100%	2017	\$ 517,022.00	\$ (517,022.00)	\$ -
PM	FEDERAL	FY17 OTPPP PM	OH-2017-023-00	80%	2017	\$ 447,914.00	\$ (447,914.00)	\$ -
BUSES	FEDERAL	FY17 DERG 40' Hydrogen Buses	OH-2017-023-00	80%	2017	\$ 375,000.00	\$ (375,000.00)	\$ -
PM	FEDERAL	FY17 UTP PM	OH-2017-023-00	80%	2017	\$ 334,214.00	\$ (334,214.00)	\$ -
BUSES	FEDERAL	FY17 CMAQ <30 ft Buses Glaval	OH-2017-023-00	80%	2017	\$ 1,074,796.00	\$ (1,074,796.00)	\$ -
						\$ 3,304,353.00	\$ (3,304,353.00)	\$ -
PM	FEDERAL	FY18 UTP PM	OH-2018-006-00	80%	2018	\$ 326,546.00	\$ (326,546.00)	\$ -
BUSES	FEDERAL	DERG 40' Hydrogen Bus	OH-2018-006-00	80%	2018	\$ 1,079,920.00	\$ (1,079,920.00)	\$ -
BUSES	FEDERAL	DERG 30' CNG Bus 470	OH-2018-006-00	80%	2018	\$ 388,554.00	\$ -	\$ 388,554.00
						\$ 1,795,020.00	\$ (1,406,466.00)	\$ 388,554.00
BUSES	FEDERAL	LoNo 40' Hydrogen Bus	OH-2018-007-00	85%	2018	\$ 1,511,000.00	\$ (1,407,087.00)	\$ 103,913.00
CAPITAL	FEDERAL	LoNo 4 SARTA Data Biodigester	OH-2018-007-00	80%	2018	\$ 100,000.00	\$ (15,311.00)	\$ 84,689.00
PASS THRU	FEDERAL	LoNo 4 CalStart Data	OH-2018-007-00	80%	2018	\$ 139,000.00	\$ (139,000.00)	\$ -
						\$ 1,750,000.00	\$ (1,561,398.00)	\$ 188,602.00
BUSES	STATE	FY18 OTPPP <30' Hydro Buses	OH-2018-017-00	80%	2018	\$ 610,022.00	\$ (545,139.00)	\$ 64,883.00
PM	STATE	FY18 OTPPP PM	OH-2018-017-00	80%	2018	\$ 1,326,805.00	\$ (1,326,805.00)	\$ -
IT	STATE	FY18 OTPPP Fareboxes	OH-2018-017-00	80%	2018	\$ 1,763,428.00	\$ (1,486,928.00)	\$ 276,500.00
						\$ 3,700,255.00	\$ (3,358,872.00)	\$ 341,383.00
BUSES	EPA	FY18 AFV 30' CNG Buses 470	A18S-008	100%	2018	\$ 25,000.00	\$ -	\$ 25,000.00
BUSES	EPA	AFV 40' CNG Bus 976	A18S-008	100%	2019	\$ 25,000.00	\$ (25,000.00)	\$ -
						\$ 50,000.00	\$ (25,000.00)	\$ 25,000.00
BUSES	FEDERAL	FY18 5339 Bus and Bus Facility Vehicle Rehab	OH-2018-029-00	80%	2018	\$ 119,972.00	\$ (117,617.00)	\$ 2,355.00
BUSES	FEDERAL	FY18 5339 Bus and Bus Facility Transit Rehab	OH-2018-029-00	80%	2018	\$ 100,000.00	\$ (100,000.00)	\$ -
CAPITAL	FEDERAL	FY18 5339 Bus Wash	OH-2018-029-00	80%	2018	\$ 200,000.00	\$ (200,000.00)	\$ -
CAPITAL	FEDERAL	FY18 5339 TAM Plan Implementation	OH-2018-029-00	80%	2018	\$ 5,000.00	\$ (5,000.00)	\$ -
MAINT	FEDERAL	FY18 5339 Purchase Shop Equipment	OH-2018-029-00	80%	2018	\$ 119,000.00	\$ (119,000.00)	\$ -
						\$ 543,972.00	\$ (541,617.00)	\$ 2,355.00
5310	FEDERAL	FY18 5310 SARTA Admin	OH-2018-030-00	100%	2018	\$ 29,811.00	\$ (3,380.00)	\$ 26,431.00
5310	FEDERAL	FY18 5310 SCATS Admin	OH-2018-030-00	100%	2018	\$ -	\$ -	\$ -
5310	FEDERAL	FY18 5310 Mercy Op	OH-2018-030-00	50%	2018	\$ 33,197.00	\$ (33,197.00)	\$ -
5310	FEDERAL	FY18 5310 ABCD Op	OH-2018-030-00	50%	2018	\$ 51,564.00	\$ (51,564.00)	\$ -
5310	FEDERAL	FY18 5310 ABCD Cap	OH-2018-030-00	80%	2018	\$ 63,950.00	\$ (63,950.00)	\$ -
5310	FEDERAL	FY18 5310 TWI Cap	OH-2018-030-00	80%	2018	\$ 56,606.00	\$ (56,606.00)	\$ -
5310	FEDERAL	FY18 5310 TWI Op	OH-2018-030-00	50%	2018	\$ 26,637.00	\$ (26,637.00)	\$ -
5310	FEDERAL	FY18 5310 JRC Cap	OH-2018-030-00	80%	2018	\$ 36,375.00	\$ (36,375.00)	\$ -
						\$ 298,140.00	\$ (271,709.00)	\$ 26,431.00
5310	FEDERAL	FY18 5310 SARTA <30 Vehicle	OH-2019-022-00	80%	2019	\$ 63,000.00	\$ (63,000.00)	\$ -
5310	FEDERAL	FY18 5310 FCC Op	OH-2019-022-00	50%	2019	\$ 47,145.00	\$ (47,145.00)	\$ -
5310	FEDERAL	FY18 5310 ABCD Op	OH-2019-022-00	50%	2019	\$ 20,258.00	\$ (20,258.00)	\$ -
5310	FEDERAL	FY18 5310 ABCD Cap	OH-2019-022-00	80%	2019	\$ 73,749.00	\$ (73,749.00)	\$ -
5310	FEDERAL	FY18 5310 TWI Cap	OH-2019-022-00	80%	2019	\$ 61,950.00	\$ (61,650.00)	\$ 300.00
5310	FEDERAL	FY18 5310 TWI Op	OH-2019-022-00	50%	2019	\$ 26,637.00	\$ (26,937.00)	\$ (300.00)
5310	FEDERAL	FY18 5310 JRC Op	OH-2019-022-00	50%	2019	\$ 5,321.00	\$ (5,321.00)	\$ -
						\$ 298,060.00	\$ (298,060.00)	\$ -



Grant Summary through August 31st, 2021

Project Type	Type	Project Name	Grant Number	Federal Share	Year of Allocation	Amended Amount	Draw Amounts	FTA Funding Balance
BUSES	FEDERAL	FY19 5339 CNG Para	OH-2019-032-00	80%	2019	\$ 408,948.00	\$ (169,600.00)	\$ 239,348.00
BUSES	FEDERAL	FY19 5339 Fuel Monitoring	OH-2019-032-00	80%	2019	\$ -	\$ -	\$ -
BUSES	FEDERAL	FY19 5339 Support Vehicles	OH-2019-032-00	80%	2019	\$ 73,761.00	\$ (73,761.00)	\$ -
						\$ 482,709.00	\$ (243,361.00)	\$ 239,348.00
CAPITAL	FEDERAL	FY19 5307 Microgrid	OH-2019-033-00	80%	2019	\$ -	\$ -	\$ -
OP	FEDERAL	FY19 5307 Op Expense	OH-2019-033-00	50%	2019	\$ 800,000.00	\$ (800,000.00)	\$ -
PM	FEDERAL	FY19 5307 P Maint	OH-2019-033-00	80%	2019	\$ 1,802,889.00	\$ (1,802,889.00)	\$ -
CAPITAL	FEDERAL	FY19 5307 ADA Reimb	OH-2019-033-00	80%	2019	\$ 280,000.00	\$ (280,000.00)	\$ -
SECURITY	FEDERAL	FY19 5307 Security	OH-2019-033-00	80%	2019	\$ 36,000.00	\$ (3,291.00)	\$ 32,709.00
CAPITAL	FEDERAL	FY19 5307 T Enhancements	OH-2019-033-00	80%	2019	\$ 36,000.00	\$ (14,918.00)	\$ 21,082.00
BUILDING	FEDERAL	FY19 5307 R&D Building	OH-2019-033-00	80%	2019	\$ 345,785.00	\$ (313,548.00)	\$ 32,237.00
IT	FEDERAL	FY19 5307 Website Upgrade	OH-2019-033-00	80%	2019	\$ 80,000.00	\$ (41,002.00)	\$ 38,998.00
MM	FEDERAL	FY19 5307 M Mobility	OH-2019-033-00	80%	2019	\$ 280,000.00	\$ (80,052.00)	\$ 199,948.00
IT	FEDERAL	FY19 5307 IT Hardware	OH-2019-033-00	80%	2019	\$ 56,000.00	\$ (56,000.00)	\$ -
IT	FEDERAL	FY19 5307 IT Software	OH-2019-033-00	80%	2019	\$ 48,000.00	\$ (48,000.00)	\$ -
BUSES	FEDERAL	FY19 5307 <30ft Para Transits	OH-2019-033-00	80%	2019	\$ 169,600.00	\$ -	\$ 169,600.00
						\$ 3,934,274.00	\$ (3,439,700.00)	\$ 494,574.00
PM	STATE	FY19 OTPPP PM	OH-2020-002-00	80%	2019	\$ 1,326,805.00	\$ (1,326,806.00)	\$ (1.00)
CAPITAL	STATE	FY19 OTPPP GW Lighting	OH-2020-002-00	80%	2019	\$ 226,160.00	\$ (132,000.00)	\$ 94,160.00
CAPITAL	STATE	FY19 OTPPP Garage Doors 7,9,10	OH-2020-002-00	80%	2019	\$ 18,400.00	\$ (18,400.00)	\$ -
FAREBOXES	STATE	FY19 OTPPP NEO Modems Fareboxes	OH-2020-002-00	80%	2019	\$ 171,630.00	\$ (3,802.00)	\$ 167,828.00
BUSES	STATE	DERG 40' CNG Bus 976	OH-2020-002-00	80%	2019	\$ 369,460.00	\$ (369,460.00)	\$ -
						\$ 2,112,455.00	\$ (1,850,468.00)	\$ 261,987.00
FAREBOXES	STATE	Farebox Local Match	OTPP-0084-GRF-202	100%	2020	\$ 440,677.00	\$ (403,227.00)	\$ 37,450.00
IMI	STATE	Validators	OTPP-0084-GRF-202	80%	2020	\$ 280,677.00	\$ -	\$ 280,677.00
						\$ 721,354.00	\$ (403,227.00)	\$ 318,127.00
OP	FEDERAL	FY20 5307 Op Exp	OH-2020-017-00	100%	2020	\$ 7,619,318.00	\$ (3,978,964.00)	\$ 3,640,354.00
PM	FEDERAL	FY20 5307 PM	OH-2020-017-00	100%	2020	\$ 3,809,659.00	\$ (2,664,285.00)	\$ 1,145,374.00
						\$ 11,428,977.00	\$ (6,643,249.00)	\$ 4,785,728.00
BUSES	FEDERAL	4 CMAQ CNG Buses	OH-2020-011-00	80%	2020	\$ 1,856,000.00	\$ -	\$ 1,856,000.00
HYDRO STATION	FEDERAL	CMAQ Hydrogen Station	OH-2020-011-00	90%	2020	\$ 1,240,000.00	\$ (9,142.00)	\$ 1,230,858.00
						\$ 3,096,000.00	\$ (9,142.00)	\$ 3,086,858.00
BUILDING	FEDERAL	FY20 5307 Building Construction	OH-2020-030-00	80%	2020	\$ 2,264,408.00	\$ -	\$ 2,264,408.00
BUSES	FEDERAL	FY20 5307 Buses 1 35' 2 30'	OH-2020-030-00	80%	2020	\$ 1,200,000.00	\$ -	\$ 1,200,000.00
PM	FEDERAL	FY20 5307 P Maint	OH-2020-030-00	80%	2020	\$ 292,229.00	\$ -	\$ 292,229.00
SECURITY	FEDERAL	FY20 5307 Security	OH-2020-030-00	80%	2020	\$ 36,000.00	\$ (36,000.00)	\$ -
IT	FEDERAL	FY20 5307 IT Hardware	OH-2020-030-00	80%	2020	\$ 20,000.00	\$ (5,819.00)	\$ 14,181.00
IT	FEDERAL	FY20 5307 IT Software	OH-2020-030-00	80%	2020	\$ 20,000.00	\$ (20,000.00)	\$ -
MM	FEDERAL	FY20 5307 M Mobility	OH-2020-030-00	80%	2020	\$ 200,000.00	\$ -	\$ 200,000.00
						\$ 4,032,637.00	\$ (61,819.00)	\$ 3,970,818.00
IMI	FEDERAL	IMI Research CSU	OH-2020-032-00	100%	2020	\$ 250,000.00	\$ (45,272.00)	\$ 204,728.00
IMI	FEDERAL	IMI Research Masabi	OH-2020-032-00	100%	2020	\$ 622,443.00	\$ (24,201.00)	\$ 598,242.00
IMI	FEDERAL	IMI Research Calstart	OH-2020-032-00	100%	2020	\$ 454,000.00	\$ (107,135.00)	\$ 346,865.00
IMI	FEDERAL	IMI Research TANK	OH-2020-032-00	100%	2020	\$ 148,560.00	\$ -	\$ 148,560.00
IMI	FEDERAL	IMI Research SORTA	OH-2020-032-00	100%	2020	\$ 150,000.00	\$ (150,000.00)	\$ -
IMI	FEDERAL	IMI Research Laketrans	OH-2020-032-00	100%	2020	\$ 7,785.00	\$ (7,785.00)	\$ -



Grant Summary through August 31st, 2021

Project Type	Type	Project Name	Grant Number	Federal Share	Year of Allocation	Amended Amount	Draw Amounts	FTA Funding Balance
IMI	FEDERAL	IMI Research Medina County	OH-2020-032-00	100%	2020	\$ 8,075.00	\$ (8,075.00)	\$ -
IMI	FEDERAL	IMI Research Sandusky	OH-2020-032-00	100%	2020	\$ 13,534.00	\$ -	\$ 13,534.00
IMI	FEDERAL	IMI Research SEAT	OH-2020-032-00	100%	2020	\$ 13,534.00	\$ -	\$ 13,534.00
IMI	FEDERAL	IMI Research SARTA	OH-2020-032-00	100%	2020	\$ 102,480.00	\$ -	\$ 102,480.00
IMI	FEDERAL	IMI Research NEORide	OH-2020-032-00	100%	2020	\$ 76,530.00	\$ (23,289.00)	\$ 53,241.00
IMI	FEDERAL	IMI Research Other	OH-2020-032-00	100%	2020	\$ 150,562.00	\$ -	\$ 150,562.00
						\$ 1,997,503.00	\$ (365,757.00)	\$ 1,631,746.00
5310	FEDERAL	FY18 5310 SARTA Admin	OH-2020-042-00	100%	2020	\$ 30,368.00	\$ -	\$ 30,368.00
5310	FEDERAL	FY18 5310 SARTA <30 Vehicle	OH-2020-042-00	80%	2020	\$ 13,812.00	\$ -	\$ 13,812.00
5310	FEDERAL	FY18 5310 FCC Op	OH-2020-042-00	50%	2020	\$ 27,364.00	\$ -	\$ 27,364.00
5310	FEDERAL	FY18 5310 ABCD Op	OH-2020-042-00	50%	2020	\$ 35,000.00	\$ (35,000.00)	\$ -
5310	FEDERAL	FY18 5310 ABCD Cap	OH-2020-042-00	80%	2020	\$ 76,542.00	\$ (76,542.00)	\$ -
5310	FEDERAL	FY18 5310 TWI Cap	OH-2020-042-00	80%	2020	\$ 62,968.00	\$ (62,968.00)	\$ -
5310	FEDERAL	FY18 5310 TWI Op	OH-2020-042-00	50%	2020	\$ 27,857.00	\$ (27,857.00)	\$ -
5310	FEDERAL	FY18 5310 JRC Op	OH-2020-042-00	50%	2020	\$ 10,771.00	\$ (10,771.00)	\$ -
5310	FEDERAL	FY20 5310 SARTA MM	OH-2020-042-00	50%	2020	\$ 19,000.00	\$ (1,603.00)	\$ 17,397.00
						\$ 303,682.00	\$ (214,741.00)	\$ 88,941.00
BUILDING	FEDERAL	FY20 5339 Bldg Construction	OH-2020-056-00	80%	2020	\$ 962,130.00	\$ -	\$ 962,130.00
						\$ 962,130.00	\$ -	\$ 962,130.00
BUSES	FEDERAL	DERG 6+2 <30' CNG Buses	OH-2021-001-00	80%	2020	\$ 758,035.00	\$ (622,647.00)	\$ 135,388.00
						\$ 758,035.00	\$ (622,647.00)	\$ 135,388.00
BUILDING	STATE	UTP Bldg Construction	TUTP-0084-GRF-211	100%	2021	\$ 598,500.00	\$ (68,099.00)	\$ 530,401.00
						\$ 598,500.00	\$ (68,099.00)	\$ 530,401.00
WAYNE	STATE	OTP2 Wayne Co 5 <30' Vans	OTPP-0084-GRF-214	100%	2021	\$ 550,771.00	\$ -	\$ 550,771.00
						\$ 550,771.00	\$ -	\$ 550,771.00
PLANNING	STATE	OTP2 Branding	OTPP-0084-GRF-211	80%	2021	\$ 531,000.00	\$ -	\$ 531,000.00
BUILDING	STATE	OTP2 Facility Expansion	OTPP-0084-GRF-212	100%	2021	\$ 1,000,000.00	\$ -	\$ 1,000,000.00
PLANNING	STATE	OTP2 Marketing New Fares	OTPP-0084-GRF-213	100%	2021	\$ 135,000.00	\$ -	\$ 135,000.00
PLANNING	STATE	OTP2 Transit Passes Work & Healthcare	OTPP-0084-GRF-211	100%	2021	\$ 108,000.00	\$ (60,757.00)	\$ 47,243.00
						\$ 1,774,000.00	\$ (60,757.00)	\$ 1,713,243.00
WAYNE	STATE	5311 Wayne Co Op Exp	RPTF-4084-GRF-211	100%	2021	\$ 500,637.00	\$ -	\$ 500,637.00
						\$ 500,637.00	\$ -	\$ 500,637.00
5310	FEDERAL	FY21 CRRSSA 5310 Mercy Op	OH-2021-005	100%	2021	\$ 12,000.00	\$ (12,000.00)	\$ -
5310	FEDERAL	FY21 CRRSSA 5310 FCC Op	OH-2021-005	100%	2021	\$ 5,000.00	\$ (5,000.00)	\$ -
5310	FEDERAL	FY21 CRRSSA 5310 ABCD Op	OH-2021-005	100%	2021	\$ 17,693.00	\$ -	\$ 17,693.00
5310	FEDERAL	FY21 CRRSSA 5310 Foundations Op	OH-2021-005	100%	2021	\$ 3,000.00	\$ -	\$ 3,000.00
5310	FEDERAL	FY21 CRRSSA 5310 TWI Op	OH-2021-005	100%	2021	\$ 12,000.00	\$ (12,000.00)	\$ -
5310	FEDERAL	FY21 CRRSSA 5310 JRC Op	OH-2021-005	100%	2021	\$ 3,000.00	\$ (3,000.00)	\$ -
						\$ 52,693.00	\$ (32,000.00)	\$ 20,693.00
WAYNE	FEDERAL	5339 Wayne Co Buses	084-CARE-21-0200	100%	2021	\$ 365,195.00	\$ -	\$ 365,195.00
						\$ 365,195.00	\$ -	\$ 365,195.00
SECURITY	FEDERAL	FY21 CRRSSA Security	OH-2021-006	100%	2021	\$ 47,040.00	\$ -	\$ 47,040.00
OP	FEDERAL	FY21 CRRSSA Op Exp	OH-2021-006	100%	2021	\$ 4,656,980.00	\$ -	\$ 4,656,980.00



Grant Summary through August 31st, 2021

Project Type	Type	Project Name	Grant Number	Federal Share	Year of Allocation	Amended Amount	Draw Amounts	FTA Funding Balance
						\$ 4,704,020.00	\$ -	\$ 4,704,020.00
CAPITAL	STATE	FY21 Community Immunity Program	GRFV-4084-GRV-210	100%	2021	\$ 226,732.00	\$ -	\$ 226,732.00
						\$ 226,732.00	\$ -	\$ 226,732.00
WAYNE	STATE	FY21 Wayne Co Community Immunity Program	GRFV-4084-GRV-210	100%	2021	\$ 69,133.00	\$ -	\$ 69,133.00
						\$ 69,133.00	\$ -	\$ 69,133.00
OP	FEDERAL	FY21 American Rescue Plan	OH-2021-024	100%	2021	\$ 12,261,078.00	\$ -	\$ 12,261,078.00
						\$ 12,261,078.00	\$ -	\$ 12,261,078.00
OP	FEDERAL	FY21 5310 American Rescue Plan	OH-2010-022	100%	2021	\$ 52,694.00	\$ -	\$ 52,694.00
						\$ 52,694.00	\$ -	\$ 52,694.00
CNG FACILITY	FEDERAL	FY21 CNG FACILITY	OH-2021-046-00	80%	2021	\$ 2,000,000.00	\$ -	\$ 2,000,000.00
HYDRO STATION	FEDERAL	FY21 5307 HYDRO STATION	OH-2021-046-00	80%	2021	\$ 366,936.00	\$ -	\$ 366,936.00
PM	FEDERAL	FY21 5307 PM	OH-2021-046-00	80%	2021	\$ 1,302,343.00	\$ -	\$ 1,302,343.00
MAINT	FEDERAL	2021 5307 TOOLS	OH-2021-046-00	80%	2021	\$ 6,000.00	\$ -	\$ 6,000.00
CAPITAL	FEDERAL	FY21 5307 TRANSIT ENHANSMENT	OH-2021-046-00	80%	2021	\$ 45,000.00	\$ -	\$ 45,000.00
IT	FEDERAL	FY21 5307 SOFTWARE	OH-2021-046-00	80%	2021	\$ 244,000.00	\$ -	\$ 244,000.00
IT	FEDERAL	FY21 5307 HARDWARE	OH-2021-046-00	80%	2021	\$ 28,000.00	\$ -	\$ 28,000.00
						\$ 3,992,279.00	\$ -	\$ 3,992,279.00
5310	FEDERAL	FY 21 ABCD BUS REPLACEMENT	OH-2021-036-00	100%	2021	\$ 72,126.00	\$ -	\$ 72,126.00
5310	FEDERAL	FY 21 ABCD OPERATING	OH-2021-036-00	100%	2021	\$ 26,704.00	\$ -	\$ 26,704.00
5310	FEDERAL	FY 2021 FCC BUS REPLACEMENT	OH-2021-036-00	100%	2021	\$ 71,239.00	\$ -	\$ 71,239.00
5310	FEDERAL	FY 2021 FCC OPERATING	OH-2021-036-00	100%	2021	\$ 20,750.00	\$ -	\$ 20,750.00
5310	FEDERAL	FY 21 MERCY OPERATING	OH-2021-036-00	100%	2021	\$ 37,894.00	\$ -	\$ 37,894.00
5310	FEDERAL	FY 21 WORKSHOP BUS EXPANSION	OH-2021-036-00	100%	2021	\$ 66,366.00	\$ -	\$ 66,366.00
5310	FEDERAL	FY 21 WORKSHOP OPERATING	OH-2021-036-00	100%	2021	\$ 12,575.00	\$ -	\$ 12,575.00
						\$ 307,654.00	\$ -	\$ 307,654.00
FY21 DERG 7 30' CNG Buses			Pending	78%	2021	\$ 830,919.00	\$ -	\$ 830,919.00
Active Grants Total:						\$ 67,024,942.00	\$ (24,782,442.00)	\$ 42,242,500.00
Pending Grants Total:						\$ 830,919.00	\$ -	\$ 830,919.00
FTA Grand Totals:						\$ 67,855,861.00	\$ (24,782,442.00)	\$ 43,073,419.00

Customer Relations



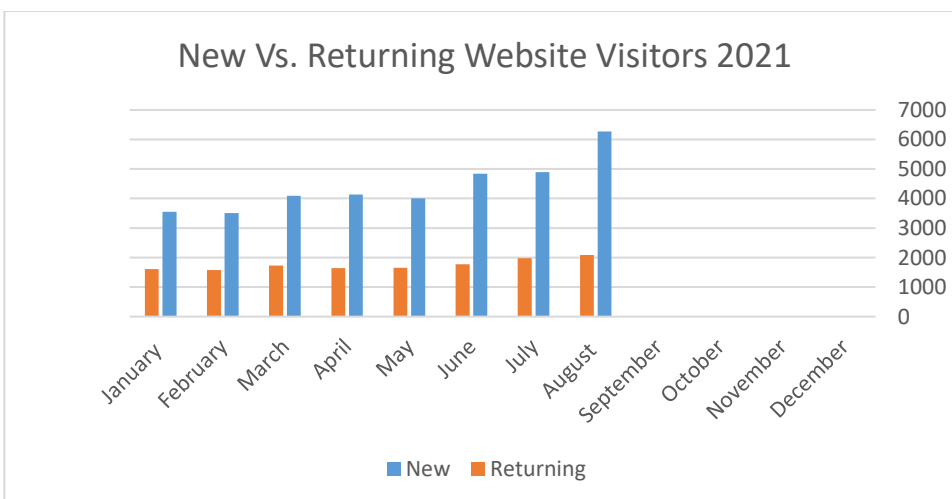
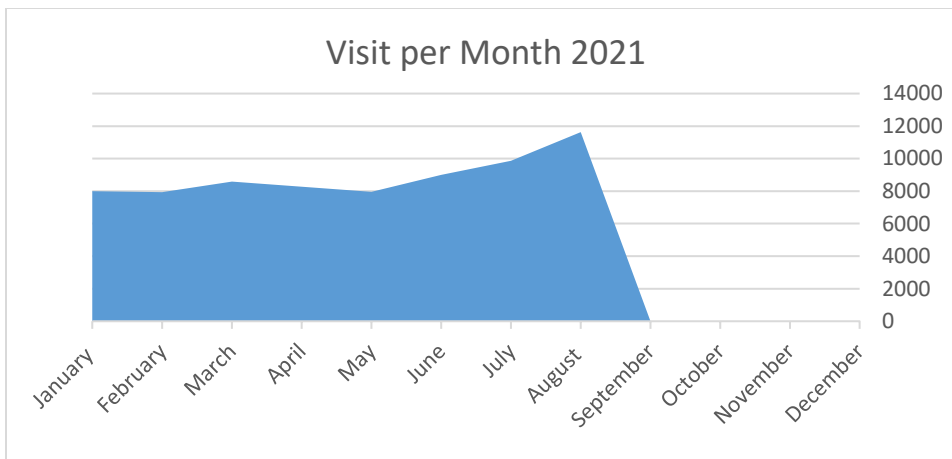
Latrice Virola, Director

August 2021

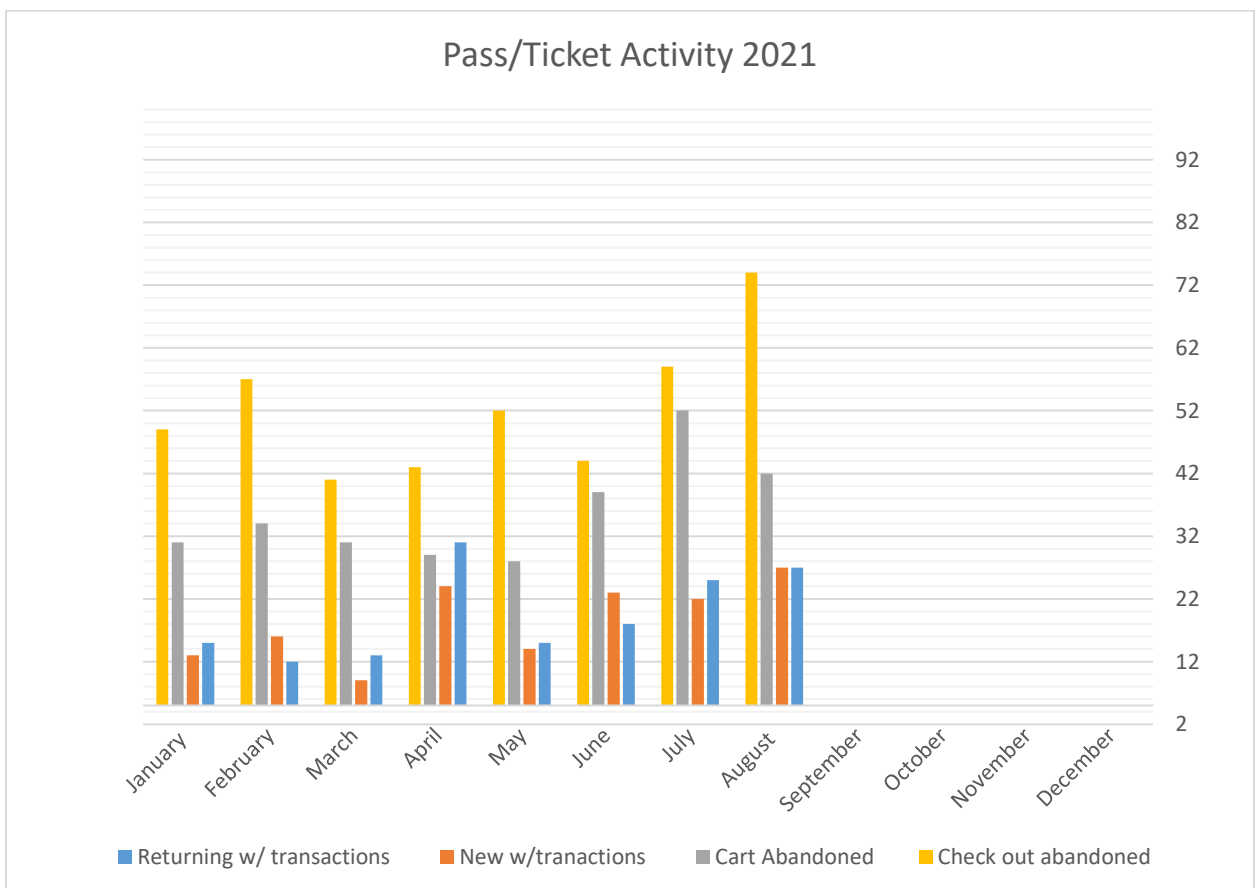
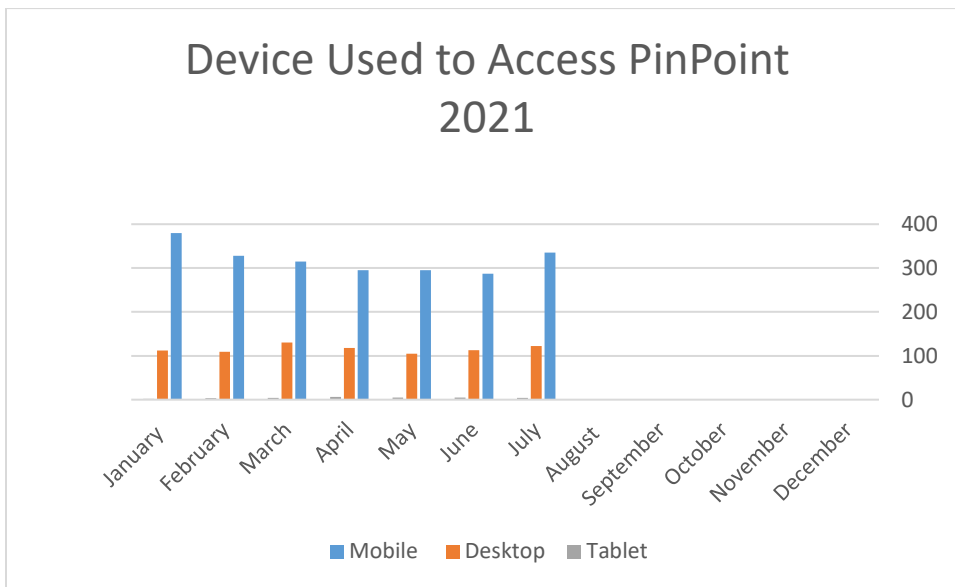
Marketing & Public Outreach

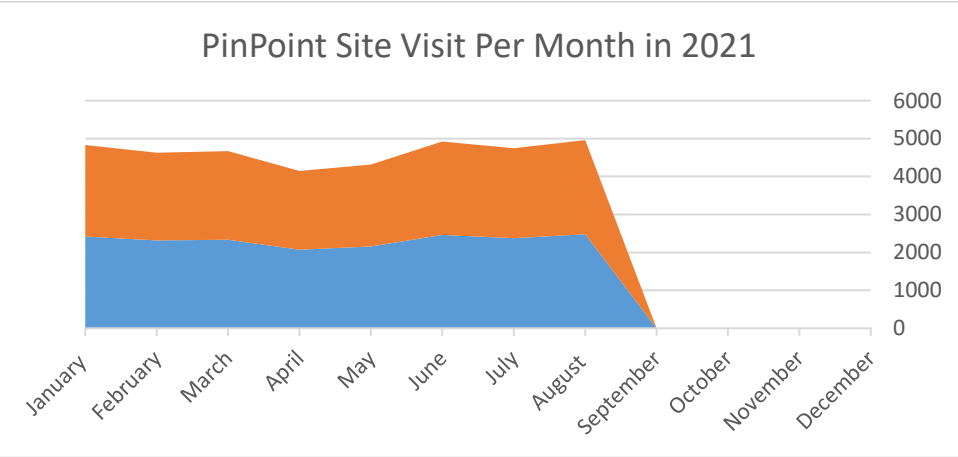
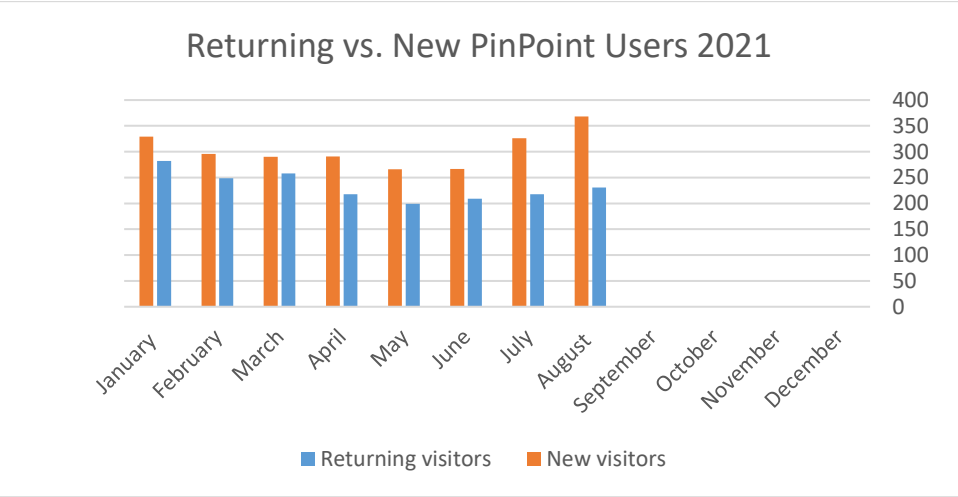
- SARTABuzz
 - 10 Messages
- EZFare Sales:
 - One-Way: \$416
 - Passes: \$7,119
 - Pass Count:
 - All Day – 1047
 - Cleveland – 26
 - Proline – 156
 - Proline 31-Day – 16
 - Regular 31-Day - 66
- Social Media Activity:
 - Facebook
 - 4,206 likes to our page
 - 4,241 followers to our page
 - 3 new likes
 - 28 posts
 - 5 check ins
 - 145,583 monthly impressions
 - 2 videos posted
 - 244 Daily Video Views
 - 66 minutes viewed
 - 280 Monthly Video Clicks
 - 786 Monthly Video Re-Plays
 - Twitter
 - 902 followers
 - 1 re-tweets
 - 2 likes
 - 0 Link clicks
 - 6066 impressions
 - 66 tweets
 - 9 mentions
 - 772 profile visits
 - 11 media engagements
 - Instagram
 - 630 total followers
 - 17 new followers
 - 49 images

- 59 image/video likes
- LinkedIn
 - 588 total followers
 - 699 impressions
 - 10 new followers
- YouTube
 - 126 subscribers
 - 0 shares
 - 6,305 total views to page
 - 1002 minutes watched
- SARTA Website Activity



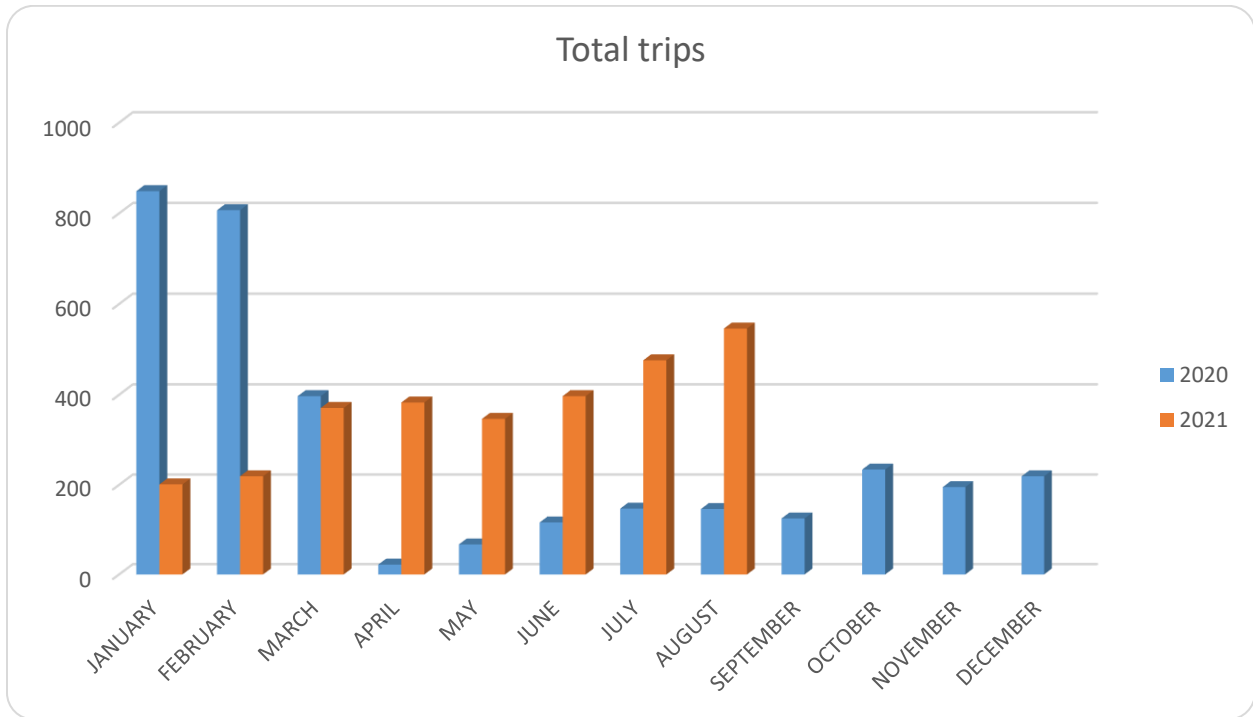
- SARTA PinPoint App





Transportation Contracts

The numbers for contract trips have significantly increased over this time last year however we have not completely returned to the numbers we had pre-COVID.



Community Outreach & Training

In the month of August, our Outreach Specialists have been working to get information out to the public about updates related to operations. Some of the things that have been done are:

- Outreach Events
 - National Night Out- Massillon Target
 - North Canton Main Street Festival-Downtown North Canton
 - Community Health and Back to School Fair- Crenshaw Park
- Social Media Post and Web Updates
 - Route Detours
 - Vaccination Proof for Pass
 - Mobile vaccine locations
- Answering questions via the phone about using SARTA services
- SARTA Community Outreach department is continuing to work with the Canton Health Department to arrange mobile vaccine clinic within the City of Canton.
- SARTA Community Outreach department is continuing to work with the Wayne County Health Department to set up mobile vaccine clinics at McDonald's in the Wooster and Orrville.
- SARTA Community Outreach department is continuing to work closely with the Stark County Health Dept. and hosted two more vaccine clinics at Belden Village Mall.

Information Technology



Craig Smith, Director



Information Technology Monthly Report

Prepared by Craig C. Smith, Sr.
Director of Information Technology, SARTA



PROJECT REPORT

August 2021

PROJECT NAME	PURPOSE	PHASE	EST. COST	% COMPLETE
SARTA Revenue Fleet Farebox Replacement & Upgrade Project	SARTA's fare collection equipment is over 14 years old and has to be replaced. SARTA is seeking an adequate replacement.	Active	\$2,204,285	85%
Phone and Radio Recording Software Replacement	SARTA's current call recording software, Oaisys Tracer has reached its end of life. SARTA must replace the current Oaisys Tracer phone call recording software system with a new compatible system.	Active	\$35,000	80%
SARTA Website Redesign	The website design will incorporate robust and dependable functionality that aligns with SARTA's brand and mission while providing an enjoyable user experience and overall usability.	Active	\$100,000	87%
Trapeze PASS V18 Upgrade Project	Trapeze PASS will be upgraded in order to take advantage of the new features and options available that will help SARTA's paratransit.	Active	\$5,000	54%
UKG Ready (formerly Kronos Workforce Ready)	SARTA will be utilizing a new software package called UKG Ready. UKG Ready is a human capital management suite of tools on a unified cloud platform that helps you manage the entire employee lifecycle from pre-hire to retire. Solutions for HR, recruiting, onboarding, scheduling, timekeeping, payroll, and more are easily accessed through a single intuitive interface.	Active	\$40,000	48%

SARTA Revenue Fleet Farebox Replacement & Upgrade Project

Project Description and Scope: SARTA is currently using an older GFI fare collection system which has reached the end of its useful life. SARTA relies heavily on this system for not only fare collection, but also as the primary method of reporting ridership and transaction data. The main objective of this project is to completely replace the current system with a reliable, cash-processing fare collection system.

The current fare payment and collection system utilized by SARTA is built around the Genfare Odyssey farebox system and Ticket Reading and Issuing Machine (TRiM) units that issue and read a variety of magnetic barcode fares and transfers, as well as, accepts cash and coin. The current system is 14 years old and will need to be replaced in the near future. SARTA is exploring opportunities to not only replace the existing system, but to also expand options for making payments by means other than cash.

Project Approval:	February 2019	Project Manager:	Craig Smith
Estimated Project Cost:	\$2,204,285	(Est. planning, execution, close-out)	
Est. 3 Future Yrs. Operational Cost:	TBD		
Execution Project Cost:	\$2,204,285	Execution Cost to Date:	\$1,562,215.92
Execution Start:	7/18/2019	Execution End:	
<u>Funding Source for Project Cost</u>		<u>Vendor(s)</u>	
Federal award	80%	Genfare	(\$1,562,215.92)
• FY18 OTPPP	\$1,763,428	IBI Group	(\$66,568.91)
Local match	20%		
• Dedicated sales tax rev	\$ 440,857		

Project Status: This SARTA Revenue Fleet Farebox Replacement project is composed of multiple phases.

Phase 1: consisted of replacing the Odyssey fareboxes with the new Fast Fare fareboxes. Along with the fareboxes all associated production garage computer equipment [probe, test unit, network manager, fare collection vault] was also replaced. After an initial, successful pilot of twelve (12) buses, the remaining buses were installed with the new Fast Fare fareboxes and Phase 1 was completed on May 30, 2020.

Phase 2: consists of setting up the ticket vending machine (TVM). The TVM will be located at the Cornerstone Transit Center. The TVM will be configured and setup to sell and reload the new SARTA fare media. When the Ticket Vending Machine (TVM) goes into production, Phase 2 will be complete.

Phase 3: includes Smart Card branding, configuration, setup and implementation of Administrative Point-of-Sale (APOS) / Retail-Point-of-Sale (RPOS) equipment. The APOS is a touch screen computer with built-in receipt printer that will simplify SARTA customer support representative's task of selling or encoding smart cards at SARTA transit centers. SARTA APOS also includes a smart card printer and camera that will allow the rider to have their picture on their smart card. RPOS is a terminal in which customers may make purchases or add value to their existing smart card at a retail location that SARTA partners with, such as grocery stores or local banks. Phase 3 also, includes establishing Genfare Link and completing testing. Phase 3 will end when Genfare Link goes live with new configuration that will be decided upon given SARTA's model and is accepted by SARTA.

Phone and Radio Recording Software System Replacement

Project Description and Scope: SARTA's current call recording software, Oaisys Tracer has reached its end of life. Oaisys Tracer was installed originally installed in 2009 and has been updated to remain current since inception. However, with our recent upgrade to the phone system from Shoretel to the new Mitel phone system. SARTA must replace the current Oaisys Tracer phone call recording software system with a new compatible system. SARTA IT began searching for a system that could record both phone and radio traffic similar to how the current system does.

Project Approval:	June 14, 2021	Project Manager:	Craig Smith
Estimated Project Cost:	\$35,000	(Est. planning, execution, close-out)	
Est. 3 Future Yrs. Operational Cost:			
Execution Project Cost:	\$0.00	Execution Cost to Date:	\$0.00
Execution Start:	6/14/2021	Execution End:	TBD
<u>Funding Source for Project Cost</u>		<u>Vendor(s)</u>	
Federal award	80%	Staley Technologies	
Local match	20%		

Project Status: After researching various call recording systems, SARTA IT chose Eventide Nexlog Recording System. This system will provide SARTA with the capabilities and features as the old call recording software. Also, this same recording system is used by the Stark County Sheriff's Dispatch Center. Staley's Technologies has installed the server and radio equipment for this project. The radio traffic is now being recorded. SARTA IT is working with Staley's and phone vendor Teletronics, Inc. to complete the Mitel phone system recording side and will begin training appropriate staff on its use.

SARTA Website Redesign

Project Description and Scope: SARTA is seeking to redesign its website. The website design will incorporate robust and dependable functionality that aligns with SARTA's brand and mission while providing an enjoyable user experience and overall usability.

The goals of the project are to provide SARTA with a vibrant, informative, intuitive, and accessible website to enhance the agency's online presence, information, and public relations capabilities. A primary objective of the redesign is to ensure a consistent look and feel throughout the site enhancing the user's experience.

Project Approval:	May 27, 2020	Project Manager:	Craig Smith
Estimated Project Cost:	\$102,707.50	(Est. planning, execution, close-out)	
Est. 3 Future Yrs. Operational Cost:			
Execution Project Cost:	\$102,707.50	Execution Cost to Date:	\$38,902.50
Execution Start:	10/5/2020	Execution End:	7/20/2021
<u>Funding Source for Project Cost</u>		<u>Vendor(s)</u>	
Federal award	80%	Planeteria Media, Inc.	
Local match	20%		

Project Status: SARTA has completed its kickoff meeting with Planeteria Media. We have been reviewing and evaluating the work of Planeteria as the website is being produced. SARTA has reviewed and gave feedback on the outline, mood board and wireframes of the website so far. We are review the design of the website and giving feedback. SARTA has completed the information exchange with Planeteria Media and the next step will be to examine the functionality of the website.

Trapeze PASS Version 18 Upgrade Project

Project Description and Scope: SARTA utilizes the software package Trapeze PASS for its paratransit and demand response scheduling. This software is critical for many of SARTA operations such as, client management, ride scheduling and efficiency. SARTA has used this software to minimize operating costs and providing excellent, responsive service. It is also the platform that allows SARTA to provide online trip booking, as well as, real-time scheduling and service dispatching.

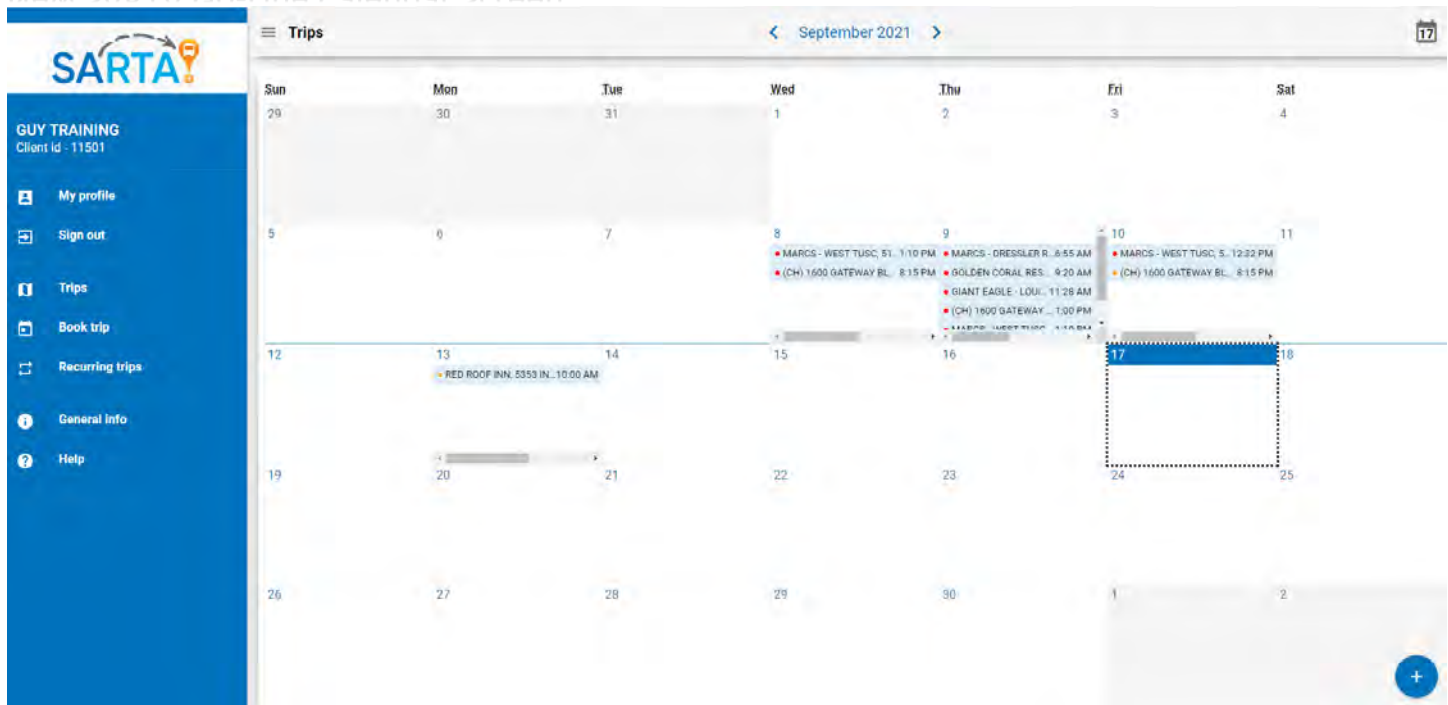
Currently, SARTA is uses Trapeze PASS version 14. It is time to upgrade to version 18 to take advantage of many of the new features that are available with this version. There are also other packages that SARTA has through Trapeze that will benefit from this upgrade.

- **-IVR:** provides automatic previous day reminder calls, as well as, automatic imminent arrival calls to clients to inform them of when their bus will be on the way. Also, allows clients to book trips, confirm or cancel trips over the telephone.
- **-WEB:** allows clients to book trips, confirm or cancel trips all online using a smart phone tablet or computer. SARTA is upgrading to the new G3 platform.
- **-SUS:** keeps track of no shows, late cancels and cancel-at-the-door in order to assign proper suspension if necessary.
- **-MON:** allows SARTA dispatch to send manifest data, such as client name, pickup/dropoff information, time, etc... to the on-board mobile data terminal.
- **-APPS:** This is a brand new module that SARTA is piloting for a Microtransit evaluation.

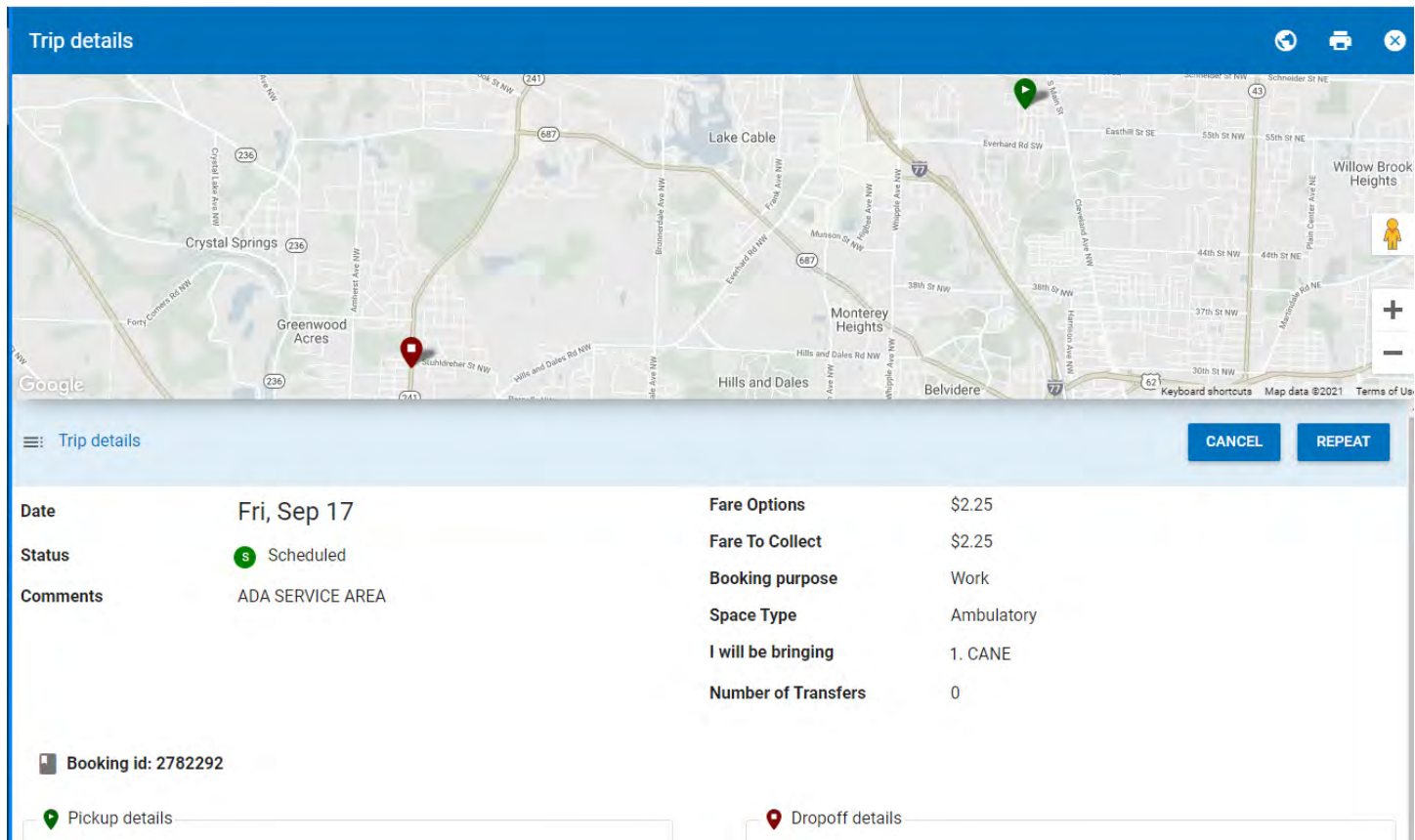
Project Approval:	9/25/2019	Project Manager:	Craig Smith
Estimated Project Cost:	\$5,000	(Est. planning, execution, close-out)	
Est. 3 Future Yrs. Operational Cost:			
Execution Project Cost:	\$0.00	Execution Cost to Date:	\$0.00
Execution Start:	10/1/2019	Execution End:	TBD
<u>Funding Source for Project Cost</u>		<u>Vendor(s)</u>	
Federal award	80%	Trapeze Group – Software vendor	
Local match	20%		

Project Status: This project is has begun and all needed servers and equipment is in place. SARTA IT has been working with Trapeze Group for the past several months to complete the upgrade of several Trapeze modules that were due. SARTA IT has been working with Trapeze and will be putting the new GoLine into production. Go-Line has been updated and the improvements include features such as, a visual calendar of scheduled rides, as well as, being able to see the location of the proline bus' location on your phone in real-time as it is in route to your location to pick you up. *See Images →*

New SARTA Go-Line Calendar Screen



New SARTA Go-Line Where's My Bus feature



UKG Ready (formerly Kronos Workforce Ready)

Project Description and Scope: SARTA will be using the UKG Ready (formerly Kronos Workforce Ready) platform which is a flexible and seamless HR solution that provides a connected people experience to easily manage the entire employee journey, from a single solution. Designed for flexibility and ease of use, UKG Ready combines the power of HR, talent, payroll, and time to deliver a personalized, people-centered experience that cuts out busy work, increases efficiency, and will help SARTA maintain compliance.

Other benefits that SARTA is expected from this platform include the following UKG Ready features:

- Applicant Tracking
- Attendance Tracking
- Benefits Administration
- Employee Engagement
- Leave Management System
- Onboarding
- Payroll
- Scheduling
- Talent Management
- Time Clock
- Time Tracking

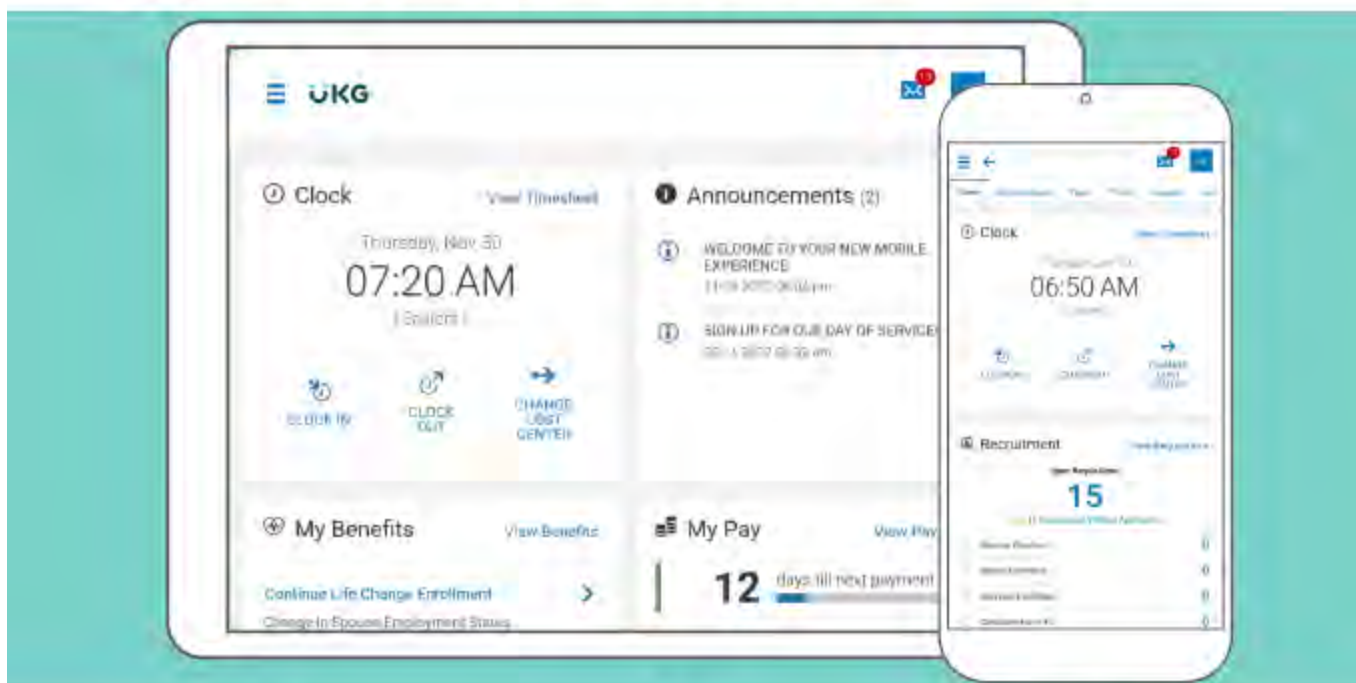
Project Approval:	10/1/2020	Project Manager:	Craig Smith
Estimated Project Cost:	\$40,000	(Est. planning, execution, close-out)	
Est. 3 Future Yrs. Operational Cost:			
Execution Project Cost:	\$40,000	Execution Cost to Date:	\$40,000
Execution Start:	10/16/2020	Execution End:	9/30/2021
<u>Funding Source for Project Cost</u>		<u>Vendor(s)</u>	
Federal award	80%	UKG	
Local match	20%		

Project Status: The SARTA team has completed sending all information to UKG team. SARTA team is currently virtually attending trainings for the several different modules. Information about the new HR/Payroll Suite has been pushed out to all employees. Time clocks have been installed at every SARTA location. SARTA staff has begun clocking in and clocking out for testing purposes. Training for the UKG Ready platform will continue until all staff is fully aware of the functionality and their responsibilities. The UKG Ready platform includes an UKG Ready app that all staff has access to download on their smartphones. This app will allow SARTA staff to have access to their HR/Payroll information such as, schedule, pay check stub, W2 info, submit time off requests, update personal information, etc... See *UKG Ready Mobile App information sheet* →

Mobile App

Connect to work anytime, anywhere with **an end-to-end experience on any device.**

The UKG Ready™ mobile app (formerly the Kronos Workforce Ready® mobile app) puts all the HR tools you rely on at your fingertips whenever you need them, helping you and your people succeed at your work and balance your life. Whether you're in the workplace, on the road, or working remotely, you can access the full Ready system to stay informed, keep tasks moving, and make an impact on people and processes with no hassle from the devices you use most.



Seamless Access

Keep pace with the tasks, information, and updates that matter most wherever work or life takes you. You can easily transition from your mobile device to your laptop or desktop and back without losing a step, enabling you to manage and improve on your organization's processes in the moment.



Personal Self-Service

Give your people the exact tools they need right when they need them through a mobile app that adapts to fit their needs based on their role, common activities, location, and preferences, increasing the ease of self-service and reducing administrative effort.



On-the-Go Strategy

Take the people data you need to make a difference with you wherever you go thanks to reports, charts, and even predictions and recommendations that run in real time and display just as well on your smartphone as they do on your desktop, ensuring you're always ready for strategic actions and conversations.

Recruiting & Onboarding

- Apply for jobs and track application progress
- Track and manage hiring stages and hiring teams
- Assign or complete engaging preboarding and onboarding checklists designed for specific roles

HR & Benefits

- Manage individual or team information
- Quickly make changes to profile information, complete necessary forms, or assign actions to people
- Enroll in, compare, and optimize benefits
- View current benefits elections
- Store and retrieve important HR documents
- Manage assets, incidents, and termination processes
- Track and update skills and certifications
- Receive or manage announcements via SMS, email, and in-app push notifications
- Receive and respond to or build and send engagement surveys

People Analytics

- Create, view, and change reports, dashboards, and data visualizations to answer questions with real-time insights
- Predict trends and behaviors relevant to your organization
- Automatically assess flight risk, understand your people's feelings at key times, and track benchmarks
- Get strategic recommendations and guidance

Pay

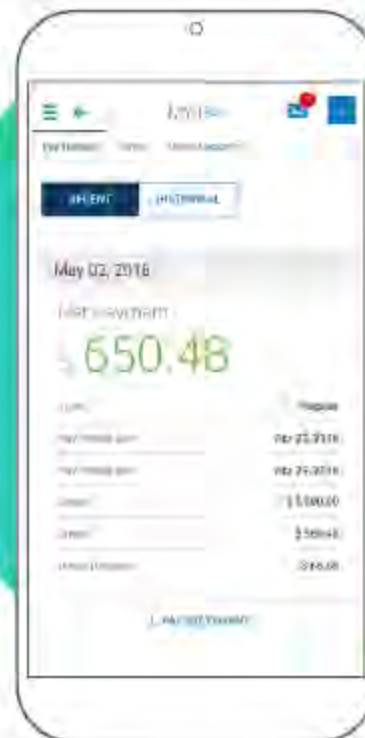
- View most recent pay and pay history
- Access and download all pay statements
- Access total compensation statement
- Set up and manage direct deposit accounts
- Get continuous W2 or 1099 access
- Manage or view deductions, tax withholding, and garnishments
- Prepare payroll and manage quarter-end or year-end processes in intuitive checklists

Performance

- View, update, and create goals
- Manage or provide peer and continuous feedback
- Initiate, manage, or participate in performance reviews
- Build and communicate succession plans

Time & Scheduling

- Clock in and out of shifts, even when offline
- Manage clock in/out options based on location
- View, request, or approve time off
- Request time off and view approvals
- Edit timesheets and manage exceptions
- View and manage time off and leave of absence calendars
- View and manage individual and team schedules
- Request or assign shifts that match people's preferences
- Forecast workloads and volume to schedule accurately
- Request a shift change, claim open shifts, or swap shifts



Connect with us online @UKG.com

©2015 UKG Inc. All rights reserved. For a full list of UKG trademarks, please visit ukg.com/trademarks. All other trademarks, if any, are property of their respective owners. All specifications are subject to change.

000025-01501

Human Resources



Tammy Marie Brown
Director

Human Resources

As of July 31, 2021

New Hires

Position	Employee
Procurement Administrator	Patti Hahn
Non-CDL Coach Operator	Vincent Jones
Non-CDL Coach Operator	Marcellius Crosby
Non-CDL Coach Operator	Alycia Hopkins
CDL Coach Operator	Clelia Davis
CDL Coach Operator	Vonita Tharp
CDL Coach Operator	Lawana Heard

Resignations, Terminations, and Probation Releases

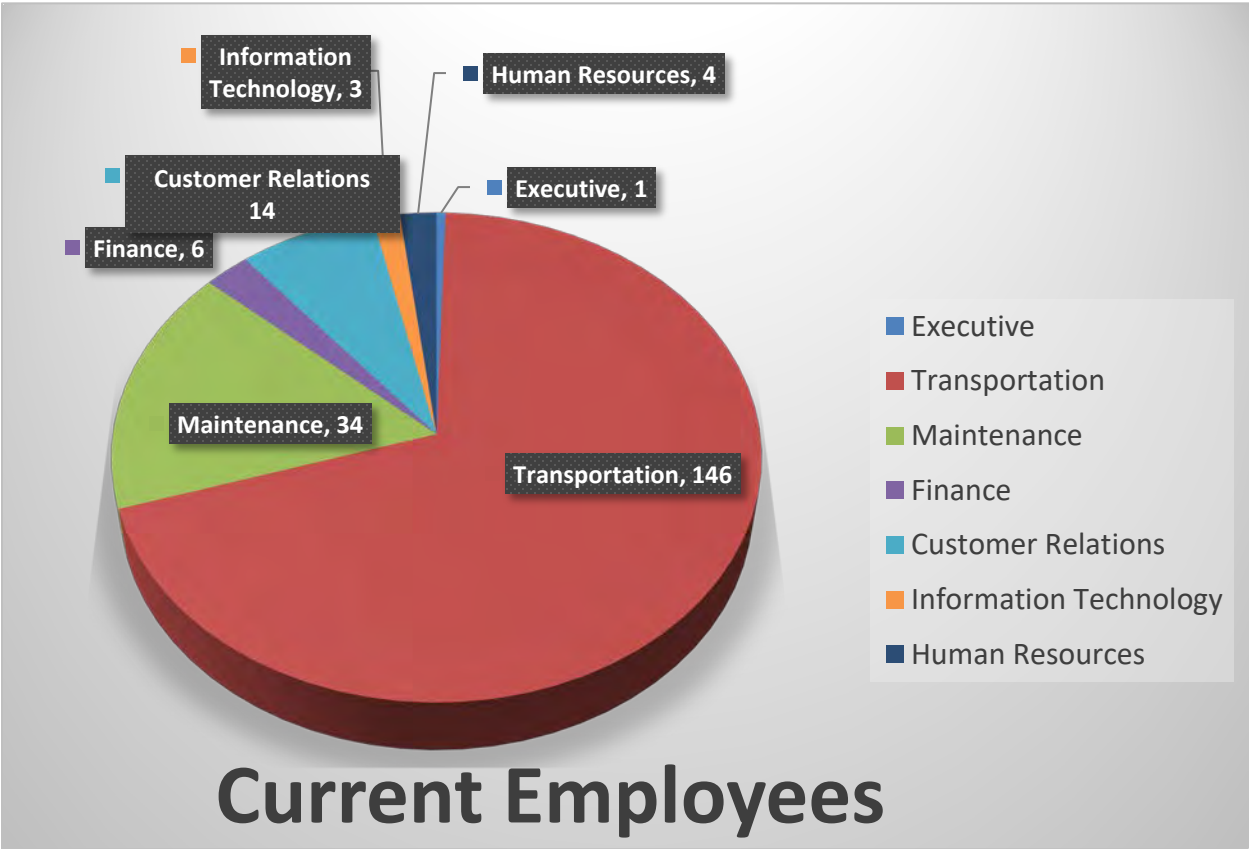
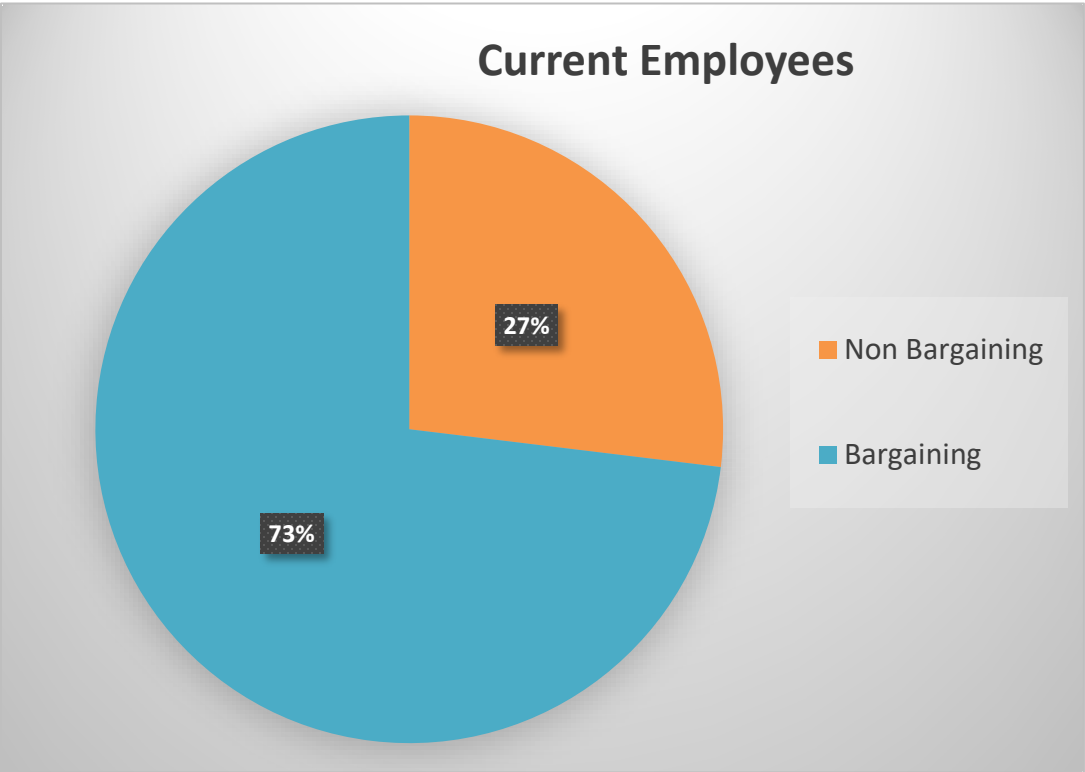
Changes in Personnel		
Resignation / Retirement	Termination	Released from probation
1	0	1

Current Openings

Position	Status
Customer Service Representative (4)	Posting Ends 8/2/2021
Building and Grounds Technician	Posting Ends 8/9/2021
Accounting Administrator / DBELO	Posting Ends 8/16/2021
Maintenance Technician	Orientation 8/16/2021
EEO & Employee Relations Administrator	Posting Ends 8/2/2021

Current Staffing

Employees			
Department	Non Bargaining	Bargaining	Number
Executive	1	0	1
Transportation	17	129	146
Maintenance	11	23	34
Finance	6	0	6
Customer Relations	14	0	14
Information Technology	3	0	3
Human Resources	4	0	4
Total	56	152	208



FMLA

FMLA/Continuous Leave/Light Duty

- 1 on light duty
- 4 employees on FMLA continuous leave
- 11 employees on FMLA intermittent leave

COVID FMLA

- 0 Union Employees
- 0 Administrative Employees

General Human Resources' Functions

- Kronos software preparation continues. The launch date has been pushed back.
- Participate in Health Tip meetings to consider bid proposals for health insurance.
- Conducted CDL and non-CDL training for new hires, including CPR training, EEO training, and Customer Service Training.
- Preparing work manuals for Dispatchers and Road Supervisors.

Talent Acquisition

- Conducted Orientation and began onboarding for three (3) CDL Coach Operators.
- Conducted Orientation and began onboarding for three (3) NON-CDL Coach Operators.
- Conducted Orientation and began onboarding for the agency's new Procurement Administrator.
- Conducted Interviews for the agency's vacant Maintenance Technician Position.
- Began advertising for the agency's vacant Building & Grounds Technician position.

For
Your
Information



NEWS

New SARTA route to aid employees in Alliance Commerce Park

Paige Bennett The Repository

Published 3:26 p.m. ET Aug. 11, 2021

ALLIANCE – A new bus route will offer convenience to employees in Commerce Park.

Beginning Monday, Stark Area Regional Transit Authority's new Route 133 will begin picking up and dropping off riders at several destinations along West Main Street and Freshley Avenue.

The route will run Monday through Saturday. Buses will depart the Phyllis Beyers Alliance Transit Center on Prospect Street at 6:45 a.m. and will operate until 9:10 p.m.

The transit agency developed the new route because of a request from Rick Baxter, president of Alliance Area Development, according to a release from SARTA. Baxter pointed out that Trilogy Plastics employees who use the bus service have a long walk from the bus stop on West State Street.

"The new route will eliminate the long trek to Trilogy and other companies in the park including MAC Trailer, Winkle Industries, Robertson Heating Supply and Coastal Pet. Our planning department believes we will see a significant increase in ridership when the new service begins," SARTA's chief executive officer Kirt Conrad said in a statement.

Additionally, Conrad said Route 133 shows SARTA's dedication to working with local governments, businesses and social social agencies to meet the transportation needs of different areas.

"We constantly monitor and adjust to changes in the location and intensity of industrial, retail, and residential activity by adding or shifting routes or adopting completely new service models like the Success Express," he said. "Our flexibility and eagerness to collaborate promotes growth, drives economic development and enhances the quality of life in Stark County."

David Wade, director of employee relations at MAC Trailer, said the new route will benefit employees, particularly those with families who share cars with other people.

"Some people have one vehicle. Some people are struggling and have no vehicle. So you would believe that if there was more access, there would be more opportunities to assist employees," Wade said.

A single ride costs \$1.50, or 75 cents for those older than 65 or who have disabilities.

Tickets and passes may be purchased at the Phyllis Beyer Transit Center, online or through the EZfare app.

For more information, contact SARTA customer service at 330-477-2782, Option #2.

Reach Paige at 330-580-8577 or pmbennett@gannett.com, or on Twitter at @paigembenn.



Hydrogen-powered vehicles: A realistic path to clean energy?

Hydrogen, the most abundant element in the universe, is viewed, along with electric vehicles, as one way to slow the environmentally destructive impact of the planet's 1.2 billion vehicles, most of which burn gasoline and diesel fuel

By **MARK GILLISPIE and TOM KRISHER** Associated Press

August 13, 2021, 4:29 PM • 8 min read



00:00 / 07:10



'It's Not Too Late' with Ginger Zee: Preserving nature and history

ABC News' Chief Meteorologist Ginger Zee reports from Blackwater National Wildlife Refuge in... [Read More](#)

CANTON, Ohio -- Each morning at a transit facility in Canton, Ohio, more than a dozen buses pull up to a fueling station before fanning out to their routes in this city south of Cleveland.

The buses — made by El Dorado National and owned by the Stark Area Regional Transit Authority — look like any others. Yet collectively, they reflect the cutting edge of a technology that could play a key role in producing cleaner inter-city transportation. In place of pollution-belching diesel fuel, one-fourth of the agency's buses run on hydrogen. They emit nothing but harmless water vapor.

Recent Stories from ABC News

Top Stories

FDA warning on kids and vaccines as COVID-19 cases hit new high

Sep 13, 10:30 AM



Man arrested with weapons near DNC headquarters: US Capitol Police

Sep 13, 11:23 AM



Capitol rally seeks to rewrite Jan. 6 by exalting rioters

Sep 13, 11:31 AM



Student removes nearly 3,000 US flags from Sept. 11 display

3 hours ago



Millions on Gulf Coast brace for Tropical Storm Nicholas

Sep 13, 7:20 AM



ABC News Live



24/7 coverage of breaking news and live events



Hydrogen, the most abundant element in the universe, is increasingly viewed, along with electric vehicles, as one way to slow the environmentally destructive impact of the planet's 1.2 billion vehicles, most of which burn gasoline and diesel fuel. Manufacturers of large trucks and commercial vehicles are beginning to embrace hydrogen fuel cell technologies as a way forward. So are makers of planes, trains and passenger vehicles.

Transportation is the single biggest U.S. contributor to climate change, which is why hydrogen power, in the long run, is seen as a potentially important way to help reduce carbon emissions.

To be sure, hydrogen remains far from a magic solution. For now, the hydrogen that is produced globally each year, mainly for refineries and fertilizer manufacturing, is made using natural gas or coal. That process pollutes the air, warming the planet rather than saving it. Indeed, a new study by researchers from Cornell and Stanford universities found that most hydrogen production emits carbon dioxide, which means that hydrogen-fueled transportation cannot yet be considered clean energy.

Yet proponents of hydrogen-powered transportation say that in the long run, hydrogen production is destined to become more environmentally safe. They envision a growing use of electricity from wind and solar energy, which can separate hydrogen and oxygen in water. As such renewable forms of energy gain broader use, hydrogen production should become a cleaner and less expensive process.

Within three years, General Motors, Navistar and the trucking firm J.B. Hunt plan to build fueling stations and run hydrogen trucks on several U.S. freeways. Toyota, Kenworth and the Port of Los Angeles have begun testing hydrogen trucks to haul goods from ships to warehouses.

Volvo Trucks, Daimler Trucks AG and other manufacturers have announced partnerships, too. The companies hope to commercialize their research, offering zero-emissions trucks that save money and meet stricter pollution regulations.

In Germany, a hydrogen-powered train began operating in 2018, and more are coming. French-based Airbus, the world's largest manufacturer of airliners, is considering hydrogen as well.

"This is about the closest I've seen us get so far to that real turning point," said Shawn Litster, a professor of mechanical engineering at Carnegie

Mellon University who has studied hydrogen fuel cells for nearly two decades.

Hydrogen has long been a feedstock for the production of fertilizer, steel, petroleum, concrete and chemicals. It's also been running vehicles for years: Around 35,000 forklifts in the United States, about 4% of the nation's total, are powered by hydrogen. Its eventual use on roadways, to haul heavy loads of cargo, could begin to replace diesel-burning polluters.

No one knows when, or even whether, hydrogen will be adopted for widespread use. Craig Scott, Toyota's head of advanced technology in North America, says the company is perhaps two years from having a hydrogen truck ready for sale. Building more fueling stations will be crucial to widespread adoption.

Kirt Conrad, CEO of Canton's transit authority since 2009, says other transit systems have shown so much interest in the technology that SARTA takes its buses around the country for demonstrations. Canton's system, which bought its first three hydrogen buses in 2016, has since added 11. It's also built a fueling station. Two California transit systems, in Oakland and Riverside County, have hydrogen buses in their fleets.

"We've demonstrated that our buses are reliable and cost-efficient, and as a result, we're breaking down barriers that have slowed wider adoption of the technology," Conrad said.

The test at the Port of Los Angeles started in April, when the first of five semis with Toyota hydrogen powertrains began hauling freight to warehouses in Ontario, California, about 60 miles away. The \$82.5 million public-private project eventually will have 10 semis.

Hydrogen fuel is included in President Joe Biden's plans to cut emissions in half by 2030. The infrastructure bill the Senate approved passed this week includes \$9 billion for research to reduce the cost of making clean hydrogen, and for regional hydrogen manufacturing hubs.

The long-haul trucking industry appears to be the best bet for early adoption of hydrogen. Fuel cells, which convert hydrogen gas into electricity, provide a longer range than battery-electric trucks, fare better in cold weather and can be refueled much faster than electric batteries can be recharged. Proponents say the short refueling time for hydrogen vehicles gives them an edge over electric vehicles for use in taxis or delivery trucks, which are in constant use.

That advantage was important for London-based Green Tomato Cars, which uses 60 hydrogen fuel cell-powered Toyota Mirai cars in its 500-car zero emission fleet to transport corporate customers. Co-founder Jonny Goldstone said his drivers can travel over 300 miles (500 kilometers) on a tank and refuel in three minutes.

Because drivers' earnings depend on fares, Goldstone said, "if they have to spend 40, 50 minutes, an hour, two hours plugging a car in in the middle of the working day, that for them is just not acceptable."

For now, Green Tomato is among the largest operators of hydrogen vehicles in what is still a tiny market in Europe, with about 2,000 fuel cell cars, garbage trucks and delivery vans on the roads.

About 7,500 hydrogen fuel cell cars are on the road in the U.S., mostly in California. Toyota, Honda and Hyundai produce the cars, which are priced thousands more than gasoline-powered vehicles. California has 45 public fueling stations, with more planned or under construction.

Unlike with buses and heavy trucks, experts say the future of passenger vehicles in the U.S. lies mainly with electric battery power, not hydrogen. Fully electric vehicles can travel farther than most people need to go on a relatively small battery.

And for now, hydrogen production is adding to rather than reducing pollution. The world produces about 75 million tons a year, most of it in a carbon emission-creating processes involving steam reformation of natural gas. China uses higher-polluting coal.

So-called “blue” hydrogen, made from natural gas, requires an additional step. Carbon dioxide emitted in the process is sent below the earth’s surface for storage. The Cornell and Stanford study found that manufacturing blue hydrogen emitted 20% more carbon than burning natural gas or coal for heat.

That’s why industry researchers are focused on electrolysis, which uses electricity to separate hydrogen and oxygen in water. Hydrogen mixes with oxygen in a vehicle’s fuel cell to produce power. The amount of electricity generated by wind and solar is growing worldwide, making electrolysis cleaner and cheaper, said Joe Cargnelli, director of hydrogen technologies for Cummins, which makes electrolyzers and fuel cell power systems.

Currently, it costs more to make a hydrogen truck and produce the fuel than to put a diesel-powered truck on the road. Hydrogen costs about \$13 per kilogram in California, and 1 kilogram can deliver slightly more energy than a gallon of diesel fuel. By contrast, diesel fuel is only about \$3.25 per gallon in the U.S.

But experts say that disparity will narrow.

“As they scale up the technology for production, the hydrogen should come down,” said Carnegie Mellon’s Litster.

While a diesel semi can cost around \$150,000 depending on how it’s equipped, it’s unclear how much fuel cell trucks would cost. Nikola, a startup electric and hydrogen fuel cell truck maker, estimated last year that it would receive about \$235,000 for each hydrogen semi it sells.

Clean electricity might eventually be used to make and store hydrogen at a rail yard, where it could refuel locomotives and semis, all with zero emissions.


Cummins foresees the widespread use of hydrogen in the U.S. by 2030, sped by stricter diesel emissions regulations and government zero-emissions

"That's just going to blow the market open and kind of drive it," Cargnelli said. "Then you'll see other places like North America kind of follow suit."



Sen. Sherrod Brown touts benefits of infrastructure bill for public transit at SARTA

Robert Wang, The Repository 1 hr ago



Like Comments

CANTON – U.S. Sen. Sherrod Brown used Tuesday morning's visit to the headquarters of the Stark Area Regional Transit Authority to highlight the roughly \$39 billion that would fund public transit nationwide if the U.S. House approves a \$1.2 trillion bipartisan infrastructure bill passed by the Senate nearly a month ago.



© Robert Wang U.S. Sen. Sherrod Brown, Democrat from Cleveland, Tuesday morning fist bumps Tammy Brown, the human resources director for the Stark Area Regional Transit Authority. Brown toured SARTA's bus garage and watched a demonstration of how SARTA's hydrogen buses are fueled. Brown was at SARTA to highlight how the bipartisan infrastructure bill, which the U.S. House has not yet approved, could provide \$32 million over five years to SARTA.

< Both Brown, a Democrat from Cleveland, and U.S. Sen. Rob Portman, Republican from Cincinnati, voted for the bill on Aug. 10. >

Related: Canton, SARTA looking into light-rail train between HOF, downtown

Brown spent just less than an hour at the SARTA headquarters facility at Gateway Boulevard SE before heading to an event in Mansfield.

He chatted with SARTA CEO Kirt Conrad and Joe Risby, president of the AFSCME Local 1880, which represents bus drivers, mechanics and other union employees.

He asked a lot of questions related to work experiences and the challenges of transitioning to zero-emission technology of SARTA employees who stood in the agency's bus garage. Mark Finnicum, SARTA's chief operations officers, showed how SARTA employees pump hydrogen into the agency's buses from SARTA's filling station.





© Robert Wang Mark Finnicum, chief operations officer for the Stark Area Regional Transit Authority, demonstrates to U.S. Sen. Sherrod Brown how SARTA pumps hydrogen fuel into one of its zero-emission buses at SARTA's headquarters in Canton.

"Our infrastructure in this country used to be the envy of the world. Our grandparents built it. But we haven't maintained it. Our roads, our airports, our bridges, our water and sewer systems. We have too much lead in too many pipes. We have too many communities without broadband. We haven't invested enough in new transit technology," Brown said.

Ad



The Worst Way to Withdraw From Retirement Accounts • smartasset



Save with 0% Intro APR for 18 months on balance transfers • Save On Interest



Save Easily with an Online Account. Select Markets Only. Member FDIC. • Citi® Online Savings

what's this?

"Mayors, business people, workers, community leaders have sounded the alarm for many years including in Stark County. Including in Massillon and Canton and all over. But politicians have paid lip service to investing in public transit. To investing in infrastructure. It's been mostly empty talk."

Brown said with the infrastructure bill, "we are investing more in public transit than anytime in American history. One point three billion (dollars) for Ohio transit. Thirty-two million (dollars) for Canton. That's going to help SARTA invest in new buses. Hydrogen buses and buses that lower (emissions). Zero emission buses. As we move toward that. Canton has been a national leader."

The senator said federal dollars would fund job training for SARTA employees to work with next-generation buses.

Brown praises SARTA for being busing pioneer

Brown said SARTA has gone further than any other Ohio transit system toward zero-emission vehicles. And he said federal funding from the infrastructure bill would help transit systems around Ohio and the country make that transition from fossil fuel-burning diesel.

Conrad said if SARTA gets an estimated \$32 million over five years from the infrastructure bill, SARTA would expand its fleet of hydrogen buses from its current 19. They currently cost about \$900,000 each but their deliveries are being delayed as much as two years due to supply chain shortages. The funding would also be spent on upgrading the hydrogen filling stations so it could pump hydrogen at a pressure suitable for smaller vehicles like SARTA staff vehicles, Conrad said.

Fates of bills unclear

The U.S. House is expected to hold a vote on the infrastructure bill late this month. But progressive congressmen are threatening to withhold approval for the infrastructure bill unless Congress also approves a \$3.5 trillion reconciliation bill that also funds many of their priorities. It's partially funded by hiking taxes on corporations and people earning more than \$400,000 a year, that includes paid sick leave from work, expanding Medicare to cover hearing, dental and vision treatment and free pre-kindergarten as well as addressing climate change.

Brown said he wants the reconciliation bill to fund the development of full-service transit stops in urban areas in Ohio. But that's "not clear yet."

However, U.S. Sen. Joe Manchin, Democrat of West Virginia, in an op-ed has called for Democrats to pause on passing the bill. He has expressed concerns about the cost.

Brown said Tuesday that "senators say all kinds of things and I'm not responsible for anyone's comments but my own."

Brown said he had not spoken with Manchin since he published the op-ed. But they represent rural areas in their states that are similar in demographics.

"I am enthusiastic for both of these bills, so I guess we have that less in common," Brown said, adding that there was a chance neither bill would pass "but I'm confident it will."


As far as funding from the infrastructure bill for the extension of the U.S. 30 expressway, Brown said, it would be up to state transportation officials and local county engineers whether to allocate money from a fund in the infrastructure bill set up to pay for rehabilitating bridges.

Reach Robert at (330) 580-8327 or robert.wang@cantonrep.com. Twitter: @rwangREP.

This article originally appeared on The Repository: Sen. Sherrod Brown touts benefits of infrastructure bill for public transit at SARTA


Microsoft and partners may be compensated if you purchase something through recommended links in this article.

TOPICS FOR YOU



AVAST Cleanup Premium 1-Year Subscription-\$59.99

Ad Avast.com



E510-430-H3-U, Teco Westinghouse, VFD, 30/30-40Hp 45/58A...

Ad Wolf Automation

MORE FROM TCA

MAPS pancake breakfast
is Sept. 12



20th anniversary of 9/11
events set in Canton
region



Jack Hazen embraces new
role as Malone cross
country coach emeritus



AdChoices



VISIT SITE >



Resolutions



Stark Area Regional Transit Authority

Resolution # _____, 2021

**A Resolution To Authorize The Executive Director/CEO To Offer Free Rides on
November 11, 2021 To Veterans In Observance Of Veterans Day**

Whereas, SARTA wishes to honor Veterans by offering free rides on Fixed Routes and Proline services on November 11, 2021; and

Whereas, this resolution will assist SARTA in building public support by honoring those who have served in any branch of the United States military, especially in time of war;

Now be it resolved by the Stark Area Regional Transit Authority Board of Trustees, that the Executive Director/CEO be authorized to offer free rides on November 11, 2021 to Veterans in observance of Veterans Day.

Date

Board President

Secretary-Treasurer

Stark Area Regional Transit Authority

Resolution # _____, 2021

Approving Changes Within SARTA's Organizational Structure

Whereas, the Board approved organizational structure establishes positions within the agency; and

Whereas, re-structuring and additional positions are necessary from time to time to allow for the efficiency and growth of the agency; and

Whereas, the following changes are requested by department:

- Executive
 - Add a Director, Development and Special Projects as part of the Executive Team
- Finance
 - Remove Capital Project Manager and add Procurement Administrator
 - Remove Accounting & Payroll Administrator and add Accounting & Payroll Manager
- Customer Relations
 - Add two (2) Customer Service Representatives for a total of ten (10)
- Transportation
 - Remove Trainer/Supervisor from the Transportation Department
 - Remove Chief Supervisor and add Transportation Manager
 - Remove Transportation Administrative Assistant and add Transportation Compliance Administrator

Now, therefore be it resolved that the Executive Director/CEO is authorized to make modifications to the organizational chart described above and in the attached organizational chart.

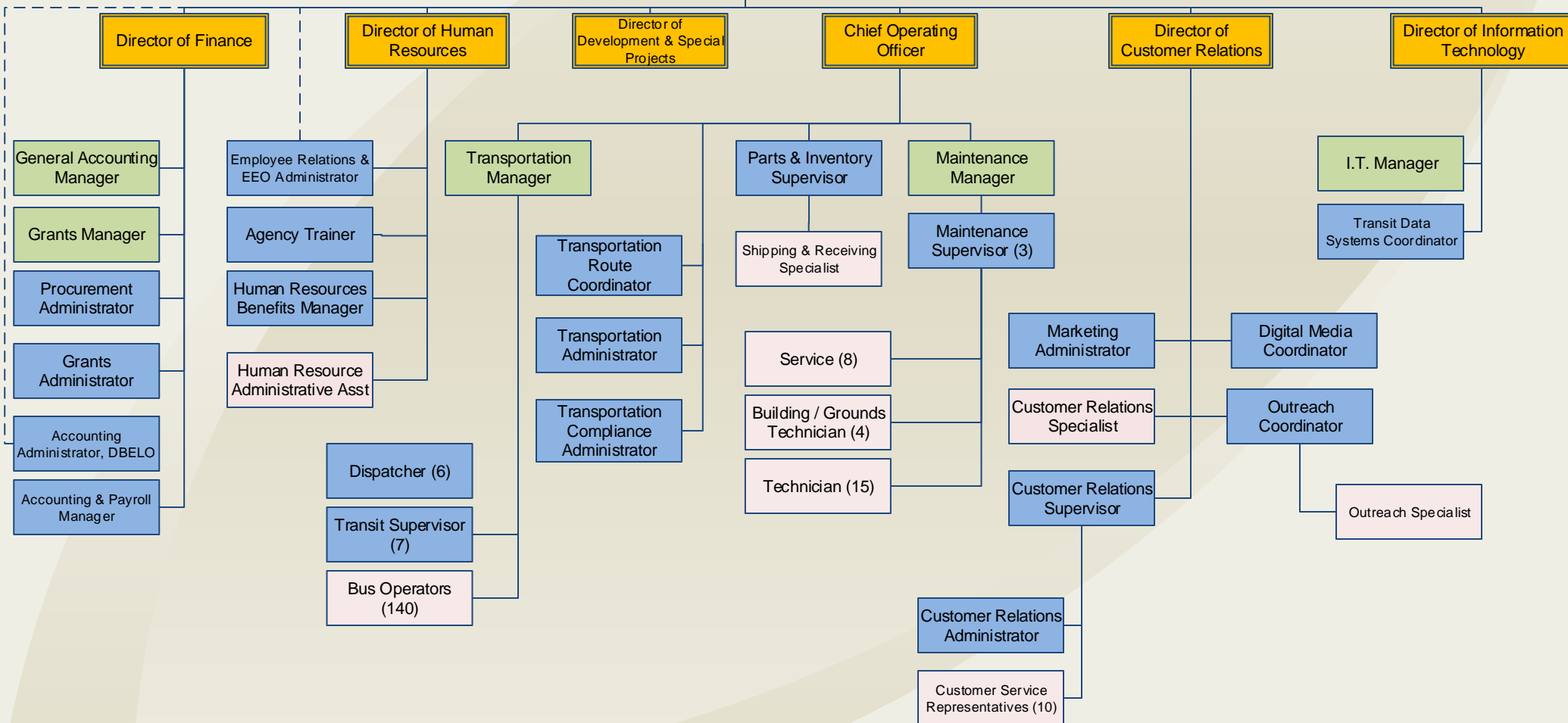
Date

Board President

Secretary-Treasurer

BOARD OF TRUSTEES

CEO



Stark Area Regional Transit Authority
Organizational Chart
September 2021