



Board of Trustees
Meeting

June 28, 2023
5:00 PM

**Stark Area Regional Transit Authority
Board of Trustees Meeting
May 24, 2023, @ 5:00 PM**

Mr. Macala called the meeting to order at 5:02 PM.

Attendance

Board (Quorum Present)

Ron Macala (President), James Reinhard (Vice President), Gregory Blasiman, Amanda Fletcher, Rex Morey, Chet Warren, Myra Watkins

Excused

Margaret Egbert

Ms. Fletcher moved to accept the excused absences. Mr. Morey seconded the motion; the vote passed unanimously.

Staff

Kirt Conrad (Executive Director/CEO), Michael Mouser (HR Benefits Manager), Latrice Virola (Director, Customer Relations), Tammy Marie Brown (Director, Human Resources), Carrie Domer (Director, Finance), Craig Smith (Director, IT), Sheila Gines (HR Administrator)

Other

Paul Malesick (KWGD)

Approval/Correction of Minutes

April 12, 2023

Mr. Warren moved to adopt the minutes. Ms. Fletcher seconded the motion; the vote passed unanimously.

Departmental Reports

- **Transportation & Maintenance**
 - SARTA began servicing the Amazon facility last week.
 - Proline and Wayne County ridership continue to climb. Fixed Route is maintaining its ridership.
 - Twenty-three (23) vehicles are delayed due to back-order on seats.
 - Three (3) new Maintenance Technicians are due to start.
 - A meeting with the Hall of Fame is scheduled for next week.
 - SARTA is looking into incorporating apprenticeship/training programs. We are building relationships with area high schools regarding these programs.

- **Finance**
 - The required Hinkle data was submitted to the State early this year.
 - Four (4) ERP (financial reporting system) demos have been conducted.
 - SARTA is under on its expenses.
 - Sales tax numbers are higher this year than last year. The actual tax received is \$6.2 million through April. Over budget by \$210,000.

- **Special Projects & Development**
 - The Gateway Administration and Massillon buildings are now both moving vertically.
 - The HVAC system is done, but still not working well. The compressor will not be in until this fall.
 - The Sewer issue in the back of the Gateway has been rectified.
 - Wayne County numbers are up.
 - The Streetcar SCAT analysis resolution is coming soon.

- **Customer Relations**
 - Customer Relations focuses this quarter on community partners for SARTA's 25th Anniversary. The third quarter will be geared towards SARTA riders.

- **Information Technology**
 - SARTA IT has been working on two projects simultaneously. Trapeze FX/Blockbuster Fixed Route Scheduling Software and upgrading to the new version of myAvail, version 8.3, both of which have been completed.
 - The myAvail now ETMS (Enterprise Transit Management System) was completed on May 17th. This new version required a fixed route scheduling package.
 - The yard management system RFP will be put out by the end of summer. An example of yard management was exhibited at a board meeting last year.

- **Human Resources**
 - In the past month, we made offers to seven (7) non-CDL positions; the class began last Monday, and three (3) have remained.
 - We have a class of ten (10) CDL operators planned to start on Monday.
 - Two (2) Coach Operators passed their CDL test and are set to begin on their own soon.
 - There are plans to reinstitute Peer Driver Training. HR and Transportation will be working together on this.
 - Girth has always been a factor in our hiring practices for Coach Operators. It is a more significant safety issue now that SARTA purchases different sizes

and types of smaller vehicles. Proactively, we are working with the YMCA with different programs to help employees meet and maintain the required girth standard.

- SARTA is conducting a health insurance audit through Health TP of Ohio. A third-party company, BMI, will complete the audit. It will begin in June and end in August.
- **Communications from the Executive Director/CEO**
 - We have been holding quarterly meetings with the Union, which has been useful. For instance, the scheduling software was brought up that it needed some changes.
 - We are following the procedure of a five (5) days notice to the Union when we are issuing new procedures. Many staff changes have happened at the regional main of the Union office.

Resolutions #30

A Resolution To Dispose of Obsolete Brake Lathes

Mr. Warren moved to adopt the resolution. Mr. Blasiman seconded the motion; the vote passed unanimously.

Resolution #31

A Resolution To Authorize The Board President To Enter Into An Agreement To Provide Local Match To NEORide

Ms. Fletcher moved to adopt the resolution. Mr. Blasiman seconded the motion; the vote passed unanimously.

Resolution #32

A Resolution To Authorize The Executive Director/CEO To Amend The Agreement With Vendrick Construction, Inc. For change Order 003 To Upgrade All Exterior Windows And Doors To Ballistics Grade Glazing

Mr. Warren moved to adopt the resolution. Mr. Morey seconded the motion; the vote passed unanimously.

Resolution #33

A Resolution To Authorize The Executive Director/CEO To Enter Into A Contract With Fifth-Third Bank For General Banking Services

Mr. Warren moved to adopt the resolution. Ms. Fletcher seconded the motion; the vote passed unanimously.

Resolution #34

A Resolution To Extend The Use Of Huntington Bank For General Banking Services

Ms. Fletcher moved to adopt the resolution. Mr. Morey seconded the motion; the vote passed unanimously.

Resolution #35

A Resolution To Apply For Ohio Transit Partnership Program State Grant For Fiscal Year 2024

Ms. Fletcher moved to adopt the resolution. Mr. Warren seconded the motion; the vote passed unanimously.

Resolution #36

A Resolution To Apply For Ohio Transit Partnership Program State Grant For Fiscal Year 2024

Mr. Blasiman moved to adopt the resolution. Mr. Morey seconded the motion; the vote passed unanimously.

Resolution #37

A Resolution To Apply For Ohio Transit Partnership Program State Grant For Fiscal Year 2024 In Collaboration With NEORide

Mr. Warren moved to adopt the resolution. Ms. Fletcher seconded the motion; the vote passed unanimously.

Executive Session called at 5:55 PM – 6:08 PM

Pending litigation.

Adjournment

Mr. Warren moved to adjourn the meeting at 6:09 PM. Ms. Fletcher seconded the motion.

**Stark Area Regional Transit Authority
Board of Trustees Work Session
June 14, 2023, @ 5:00 PM**

Mr. Macala called the meeting to order at 5:03 PM.

Attendance

Board (Quorum Present)

Ron Macala (President), James Reinhard (Vice President), Gregory Blasiman, Amanda Fletcher, Rex Morey, Margaret Egbert, Chet Warren

Excused

Myra Watkins

Mr. Warren moved to accept the excused absences. Ms. Fletcher seconded the motion; the vote passed unanimously.

Staff

Kirt Conrad (Executive Director/CEO), Tammy Marie Brown (Director, HR Manager), Michael Mouser (HR Benefits Manager)

Other

Amanda Conley (KWGD)

Resolution

A Resolution To Authorize The Board President To Enter Into An Amendment To IMI Agreement With NEORide

Mr. Morey moved to adopt the resolution. Ms. Fletcher seconded the motion; the vote passed unanimously.

Mr. Morey requisitioned to amend the resolution to reflect:

“Whereas, SARTA and NEORide wish to enter into an amendment to increase this amount by ~~for~~ one hundred, seventy-five thousand dollars (\$175,000) for costs associated with ongoing project management and marketing expenses to advertise the EZFare project;”

Ms. Fletcher moved to amend the resolution. Mr. Warren seconded the motion; vote passed unanimously.

Mr. Warren moved to adopt the resolution as amended. Ms. Fletcher seconded the motion; the vote passed unanimously.

Adjournment

Mr. Warren moved to adjourn the meeting at 5:10 PM. Ms. Fletcher seconded the motion.

Transportation & Maintenance



Mark Finnicum
Chief Operations Officer

SARTA RIDERSHIP REPORT

May 2023

2023 Operating Days 21 Weekdays, 4 Saturdays

2022 Operating Days 22 Weekdays, 4 Saturdays

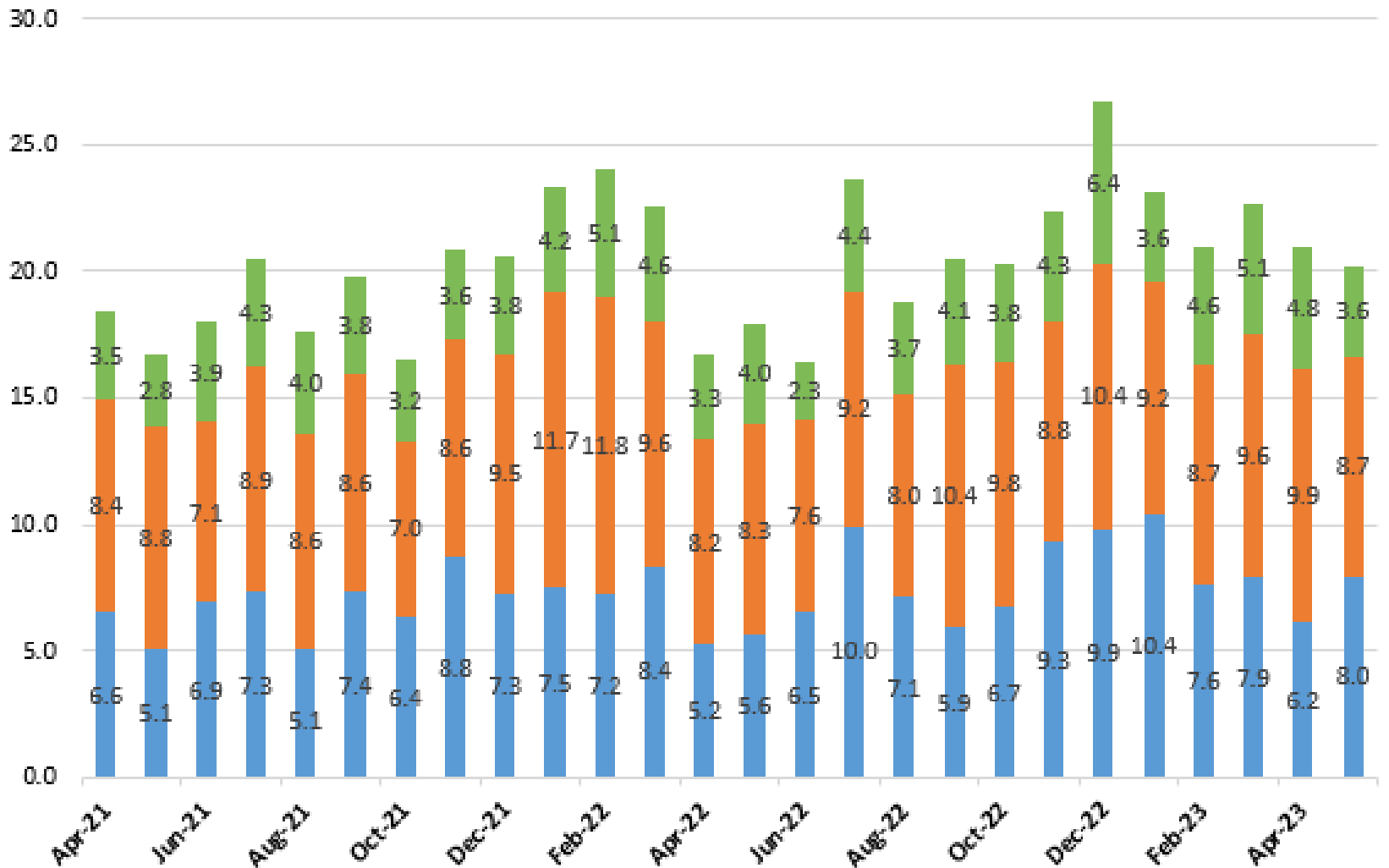
<i>Ridership</i>	CURRENT MO.				YTD			
	2023	2022	change	%	2023	2022	change	%
Fixed Route	103,464	84,855	18,609	21.93%	485,085	421,284	63,801	15.14%
Other Revenue	494	99	395	100.00%	2,390	1,889	501	100.00%
Paratransit	11,258	9,172	2,086	22.74%	56,497	44,877	11,620	25.89%
CS-Out of county	1,667	477	1,190	100.00%	7,802	2,008	5,794	100.00%
Total	116,883	94,603	22,280	23.55%	551,774	470,058	81,716	17.38%

<i>Vehicle Operations</i>	CURRENT MO.				YTD	PRIOR YTD		
	2023	2022	change	%	2023	2022	change	%
Fixed Route	199,379	181,449	17,930	9.88%	941,629	915,498	26,131	2.85%
Other Revenue	1,541	155	1,386	100.00%	7,524	5,312	2,212	100.00%
Fixed Deadhead	10,147	9,865	282	2.86%	49,927	50,624	-697	-1.38%
Paratransit	100,892	93,790	7,102	7.57%	478,928	426,279	52,649	12.35%
CS-Out of county	13,202	1,138	12,064	100.00%	59,071	47,650	11,421	100.00%
Para Deadhead	56,989	31,878	25,111	78.77%	278,441	133,479	144,962	108.60%
Total	382,150	318,275	63,875	20.07%	1,815,520	1,578,842	236,678	14.99%

<i>Hours</i>	CURRENT MO.				YTD			
	2023	2022	change	%	2023	2022	change	%
Fixed Route	12,009	11,109	900	8.11%	57,585	56,412	1,173	2.08%
Other Revenue	32	67	-35	100.00%	160	217	-57	100.00%
Paratransit	6,040	5,206	834	16.02%	29,470	26,097	3,373	12.92%
CS-Out of county	1,242	376	866	100.00%	5,914	2,257	3,657	100.00%
Total	19,323	16,758	2,565	15.31%	93,128	84,983	8,145	9.58%

PROLINE INFRACTIONS DARA - PER 1000 ATTEMPTS

■ NO SHOW - RATE ■ LATE CANCEL - RATE ■ CANCEL AT THE DOOR - RATE



2023 Proline "Shared Ride" Service Statistics

Month	Trips Scheduled	Advanced Cancels	Same Day Cancels	No - Shows	Late Cancels	Cancels at the Door	Total Performed Trips	Vehicle Miles	Miles per Trip
January	11,143	1,454	823	116	102	40	8,608	155,740	18.092
February	10,866	1,363	677	83	95	50	8,598	154,588	17.98
March	12,254	1,631	727	97	118	63	9,618	173,331	18.022
April	11,463	1,491	694	71	114	55	9,038	164,462	18.197
May	11,778	1,470	690	94	102	42	9,380	169,453	18.065
June									
July									
August									
September									
October									
November									
December									
Year to Date Totals	57,504	7,409	3,611	461	531	250	45,242	817,574	18.07

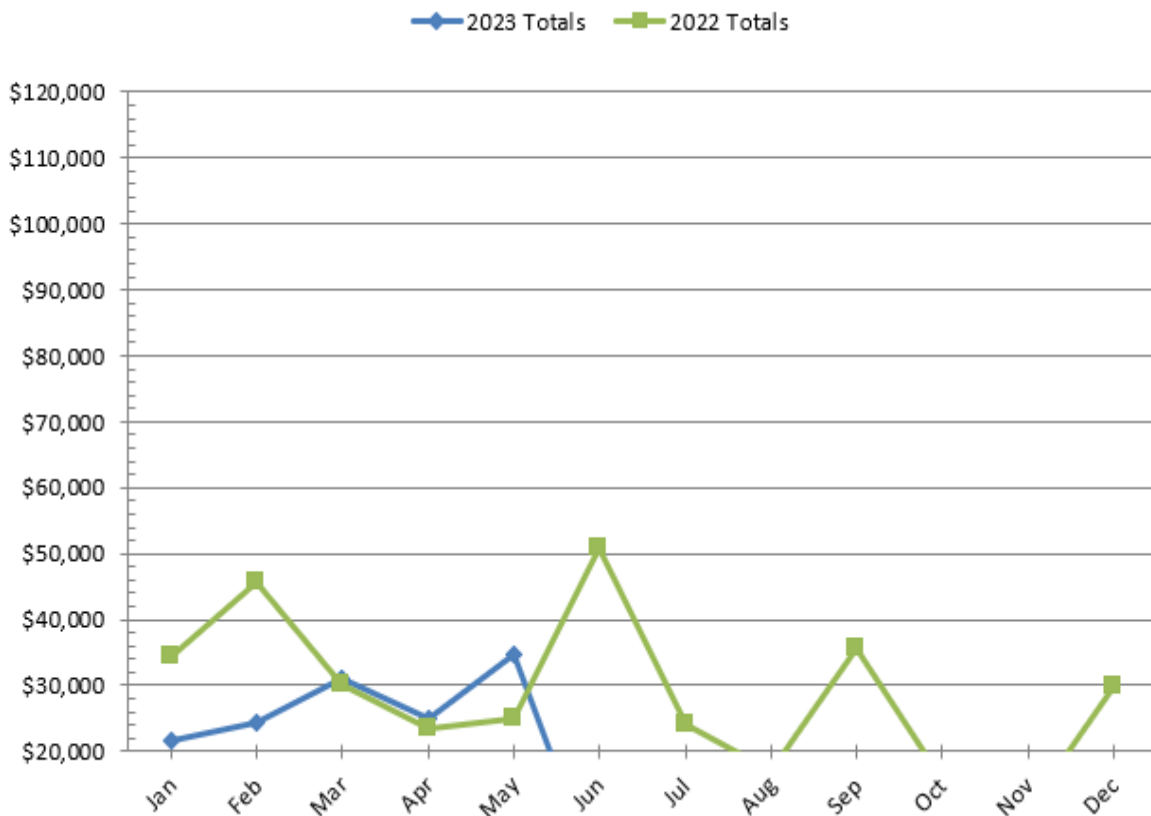
Proline "Shared Ride" Service Statistics for the month of

Month	Trips Scheduled	Advanced Cancels	Same Day Cancels	No - Shows	Late Cancels	Cancels at the Door	Total Performed Trips	Vehicle Miles	Miles per Trip
May	11,778	1,470	690	94	102	42	9,380	169,453	18.065

Pass/Ticket Sales Comparison, 2023 - 2022

2023	2023 Totals	2022	2022 Totals	Percent changed
Jan	\$21,599.75	Jan	\$34,303.00	-58.81%
Feb	\$24,332.25	Feb	\$45,688.50	-87.77%
Mar	\$30,946.25	Mar	\$30,261.75	2.21%
Apr	\$24,900.25	Apr	\$23,568.75	5.35%
May	\$34,629.25	May	\$25,071.00	27.60%
Jun	\$0.00	Jun	\$0.00	#DIV/0!
Jul	\$0.00	Jul	\$0.00	#DIV/0!
Aug	\$0.00	Aug	\$0.00	#DIV/0!
Sep	\$0.00	Sep	\$0.00	#DIV/0!
Oct	\$0.00	Oct	\$0.00	#DIV/0!
Nov	\$0.00	Nov	\$0.00	#DIV/0!
Dec	\$0.00	Dec	\$0.00	#DIV/0!
Year-to-Date	\$136,407.75	Year-to-Date	\$158,893.00	-16.48%

Pass/Ticket Sales Comparison, 2023 - 2022



2023-2022 Ridership by Fixed Route

Route	May 2023	May 2022	Difference	Percentage
4	338	339	-1	-0.29%
45	2,125	1,472	653	44.36%
81	6,393	6,131	262	4.27%
101	3,589	2,314	1,275	55.10%
102	17,791	16,859	932	5.53%
103	3,471	2,611	860	32.94%
105	7,212	5,966	1,246	20.89%
106	8,173	7,388	785	10.63%
107	3,581	3,242	339	10.46%
108	5,017	5,322	-305	-5.73%
110	4,329	2,888	1,441	49.90%
111	3,572	4,122	-550	-13.34%
113	2,104	1,803	301	16.69%
114	2,087	2,243	-156	-6.95%
117	4,492	3,340	1,152	34.49%
118	2,436	2,234	202	9.04%
119	5,299	4,671	628	13.44%
121	811	830	-19	-2.29%
122	611	601	10	1.66%
124	527	394	133	33.76%
125	1,604	1,289	315	24.44%
126	620	717	-97	-13.53%
128	1,187	1,100	87	7.91%
130	2,317	1,307	1,010	77.28%
131	1,197	1,763	-566	-32.10%
132	742	985	-243	-24.67%
133	701	456	245	100.00%
139	8,575	7,754	821	10.59%
151	474	421	53	12.59%
152	701	648	53	8.18%
153	580	439	141	32.12%
157	256	208	48	23.08%
158	247	161	86	100.00%
Total	103,159	92,018	11,141	12.11%

Ridership by Route compares the prior years ridership per route per month to the current years ridership per route per month.

All of the percentages listed above are capped at 100%.

2023-2022 Year to Date Ridership by Fixed Route				
Route	May 2023	May 2022	Difference	Percentage
4	1,508	1,368	140	10.23%
45	10,435	8,100	2,335	28.83%
81	29,779	27,058	2,721	10.06%
101	16,052	11,443	4,609	40.28%
102	82,753	77,658	5,095	6.56%
103	15,567	12,888	2,679	20.79%
105	30,899	27,697	3,202	11.56%
106	39,423	34,186	5,237	15.32%
107	16,144	14,922	1,222	8.19%
108	23,919	22,884	1,035	4.52%
110	18,266	12,784	5,482	42.88%
111	18,621	18,249	372	2.04%
113	9,286	8,603	683	7.94%
114	11,815	10,314	1,501	14.55%
117	20,073	15,502	4,571	29.49%
118	10,241	10,262	-21	-0.20%
119	23,184	20,481	2,703	13.20%
121	4,187	3,972	215	5.41%
122	3,117	2,453	664	27.07%
124	2,941	2,132	809	37.95%
125	8,012	5,549	2,463	44.39%
126	2,354	3,580	-1,226	-34.25%
128	5,918	5,030	888	17.65%
130	10,225	5,458	4,767	87.34%
131	8,255	8,279	-24	-0.29%
132	4,366	4,850	-484	-9.98%
133	2,972	1,857	1,115	100.00%
139	43,162	34,297	8,865	25.85%
151	2,174	1,893	281	14.84%
152	3,180	2,862	318	11.11%
153	3,093	1,752	1,341	76.54%
157	986	1,069	-83	100.00%
158	1,128	898	61	100.00%
Total	484,035	419,432	64,603	15.40%
<p>The Year to Date ridership reflects a comparison of the prior years ridership to the current years ridership to date. All of the percentages listed above are capped at 100%.</p>				

STARK AREA REGIONAL TRANSIT AUTHORITY
MAINTENANCE DEPARTMENT

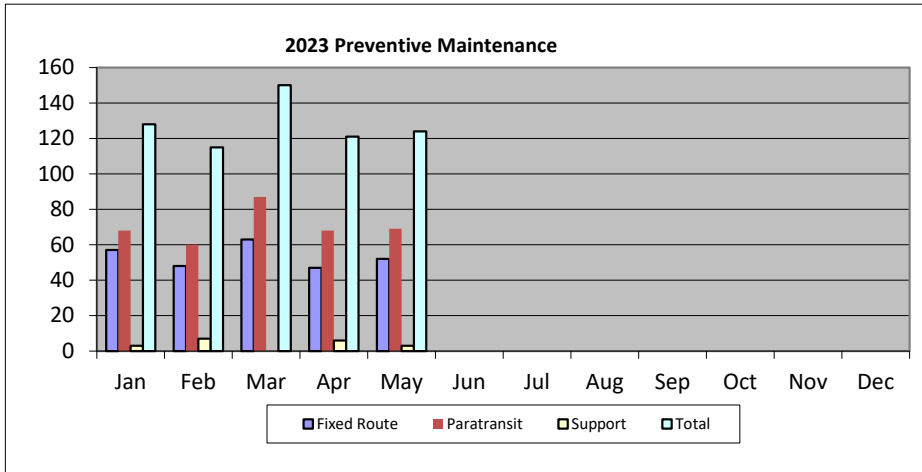
May 2023

Submitted by: Mark Finnicum

1. There was a total of 124 Preventive Maintenance Inspections
 - 52 Fixed Route Buses
 - 69 Paratransit Buses
 - 03 Support Vehicle
2. There was a total of 114 Wheelchair Inspections
3. There was a total of 19 Heat & Air Conditioning Inspections
4. There was a total of 46 Farebox Inspections
5. There was a total of 13 Front End Alignments
6. There was a total of 106 Bus Exchanges
7. There was a total of 01 CNG Recertification Inspections
8. There was a total of 30 Avail System Inspections
9. There was a total of 14 Bi-Monthly Camera Inspections
10. There was a total of 16 Road Calls
 - 14 Fixed Route Buses – 13 Towed
 - 00 Non-Revenue Vehicle – 00 Towed
 - 02 Paratransit Buses – 02 Towed
11. There was a total of 01 Warranty Repair
12. There were 00 job related injuries reported.

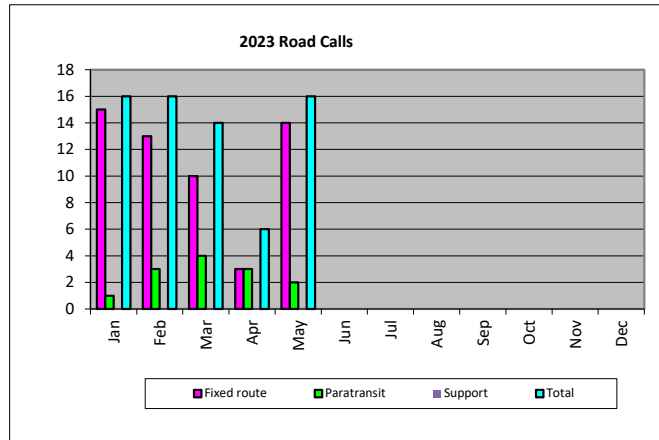
Preventive Maintenance Inspections

2023	Fixed Route	Paratransit	Support	Total
Jan	57	68	3	128
Feb	48	60	7	115
Mar	63	87	0	150
Apr	47	68	6	121
May	52	69	3	124
Jun				0
Jul				0
Aug				0
Sep				0
Oct				0
Nov				0
Dec				0



Road calls

2023	Fixed route	Paratransit	Support	Total
Jan	15	1	0	16
Feb	13	3	0	16
Mar	10	4	0	14
Apr	3	3	0	6
May	14	2	0	16
Jun				0
Jul				0
Aug				0
Sep				0
Oct				0
Nov				0
Dec				0



2023	Preventive Maintenance Costs	Repair Costs	Total	Diesel Gallons Used 2022	Diesel Gallons Used 2023	SARTA CNG GGE Used 2022	SARTA CNG GGE Used 2023	CNG Public Use GGE 2022	CNG Public Use GGE 2023	Hydrogen Usage KG 2022	Hydrogen Usage KG 2023
Jan	\$11,789.59	\$70,681.60	\$82,471.19	19,406	10,632	25,306	38,424	1,067	702	3,091	5,805
Feb	\$16,665.06	\$82,069.85	\$98,734.91	17,244	10,238	25,320	36,166	569	569	4,272	5,060
Mar	\$25,167.57	\$86,679.49	\$111,847.06	20,180	11,097	27,005	40,047	967	706	3,512	5,818
Apr	\$17,685.12	\$80,261.86	\$97,946.98	17,869	9,657	23,938	36,422	621	701	8,204	6,500
May	\$19,125.14	\$78,418.23	\$97,543.37	17,597	11,345	26,218	37,440	881	794	6,592	6,775
Jun				18,338		31,973		963		5,216	
Jul				16,767		31,675		610		5,674	
Aug				14,530		39,671		557		5,975	
Sep				11,257		36,019		1,489		5,340	
Oct				11,526		35,927		1,476		6,337	
Nov				10,680		36,778		855		4,613	
Dec				11,007		42,154		611		5,273	
Total	\$90,432.48	\$398,111.03	\$488,543.51	186,401	52,969	381,985	188,499	10,665	3,471	64,099	29,958
<i>Month Avg.</i>	<i>\$18,086.50</i>	<i>\$79,622.21</i>	<i>\$97,708.70</i>	<i>33,119.20</i>	<i>10,594</i>	<i>25,557</i>	<i>37,700</i>	<i>821</i>	<i>694</i>	<i>5,134</i>	<i>5,992</i>

GGE - Gasoline Gallon Equivalent

Finance



Carrie Domer, Director



Stark Area Regional Transit Authority
Comparative Balance Sheet
 For the Five Months Ending Wednesday, May 31, 2023

	CURRENT YTD	LAST YTD	VARIANCE
CASH - HUNTINGTON-CHECKING	2,104,588.32	3,212,243.98	-1,107,656
CASH - HUNT-MERCHANT TRANSACTIONS	53,591.86	69,973.68	-16,382
CASH-MMA-4380	141,454.82	0.00	141,455
CASH - SAVINGS (STAR OHIO)	1,240,025.95	21,554.07	1,218,472
CASH - HUNT-FSA ACCOUNT	30,533.87	22,025.75	8,508
CASH- MMA-5053	0.00	2,282,820.27	-2,282,820
CASH - FIFTH THIRD BANK	5,886,421.24	5,866,955.64	19,466
HUNTINGTON CDAR'S	1,004,144.06	237,794.93	766,349
IMPREST FUND - COINS	939.05	0.00	939
IMPREST FUND - FINANCE	500.00	500.00	0
IMPREST FUND - CORNERSTONE	450.00	450.00	0
IMPREST FUND - MAINTENANCE	50.00	50.00	0
IMPREST FUND - BV	300.00	300.00	0
IMPREST FUND - ALLIANCE	250.00	250.00	0
IMPREST FUND - TVM	1,209.15	500.00	709
TOTAL CASH & EQUIVALENTS	10,464,458.32	11,715,418.32	-1,250,960
ACCOUNTS RECEIVABLE	124,970.02	92,326.66	32,643
PROJECT RECEIVABLE	203,322.51	1,576,125.44	-1,372,803
ESTIMATED SALES TAX REC'V	4,532,102.39	3,462,548.00	1,069,554
OTHER MISC. RECEIVABLES	0.00	1,125.00	-1,125
TOTAL RECEIVABLES	4,860,394.92	5,132,125.10	-271,730
INVENTORY - VEHICLE PARTS & SUPPLIES	262,209.28	479,323.59	-217,114
INVENTORY - DIESEL FUEL	37,484.62	18,141.90	19,343
INVENTORY - LUBRICANTS	63,039.13	26,134.32	36,905
INVENTORY - HYDROGEN	7,501.20	3,834.60	3,667
INVENTORY - REBUILDS	0.00	29,401.12	-29,401
TOTAL INVENTORIES	370,234.23	556,835.53	-186,601
WIP - OTHER CAPITAL PROJECTS	0.00	137,390.74	-137,391
WIP - GATEWAY RENOVATION	9,862.26	7,373.32	2,489
WIP - RADIO PROJECT	0.00	73,975.93	-73,976
WIP - PLANNING	0.00	70.66	-71
WIP - BUS PURCHASES	1,155,836.17	1,270,083.72	-114,248
WIP - MAINTENANCE PROJECTS	0.00	95,016.72	-95,017
WIP - IT PROJECTS	146,447.72	203,660.41	-57,213
WIP - ONE-CALL/ONE-CLICK	0.00	4,645.00	-4,645
WIP - BUILDING EXPANSION PROJECT	406,242.10	25,800.76	380,441
WIP - RESEARCH	24,555.80	3,869.93	20,686
WIP - WAYNE COUNTY	1,498.76	135,170.29	-133,672
WIP - HYDROGEN PROJECT	0.00	9,870.00	-9,870
WIP - MASSILLON PROJECT	270,877.98	0.00	270,878
WIP - CTE MHCOE HYDROGEN PROJECT	0.00	11,345.60	-11,346
WIP - RHFCC HYDROGEN PROJECT	0.00	23.09	-23
WIP - 5310 ENHANCED MOBILITY FOR DISABILITIES	0.00	2,499.97	-2,500
WIP - FIXED ASSET CLEARING	12,239,998.19	10,165,334.18	2,074,664
TOTAL WORK IN PROCESS	14,255,318.98	12,146,130.32	2,109,189
LAND	2,537,013.38	2,486,457.29	50,556
BLDG & IMPROVEMENTS	21,040,099.78	20,899,922.04	140,178
30', 35' & 40' BUSES	38,322,008.02	35,393,732.68	2,928,275
LIGHT DUTY BUSES	10,651,061.41	6,967,101.38	3,683,960
AUTOS & PICKUPS	686,490.71	621,148.71	65,342
LIFE EXTENDING OVERHAULS	303,436.37	413,072.46	-109,636
COMPUTER HARDWARE	721,730.65	798,249.00	-76,518
SOFTWARE/MISC	1,982,134.57	2,086,893.87	-104,759
FURNITURE & FIXTURES	105,211.59	109,939.59	-4,728
ELECTRONICS	1,049,662.87	1,044,845.32	4,818
MACHINERY & EQUIPMENT	1,604,879.24	1,595,587.35	9,292
SIGNS & SHELTERS	1,262,553.87	1,175,453.27	87,101
BUS M&E FAREBOXES RADIOS	5,615,618.93	5,963,088.46	-347,470



Stark Area Regional Transit Authority
Comparative Balance Sheet
 For the Five Months Ending Wednesday, May 31, 2023

	CURRENT YTD	LAST YTD	VARIANCE
TOTAL FIXED ASSETS	85,881,901.39	79,555,491.42	6,326,410
ACC DEPR - BLDG	-6,908,073.28	-6,386,933.22	-521,140
ACC DEPR - 30' 35' 40'	-17,900,468.73	-17,235,248.95	-665,220
ACC DEPR - LT DU	-4,818,546.79	-4,398,301.78	-420,245
ACC DEPR - AUTOS	-570,828.93	-554,621.72	-16,207
ACC DEPR - OVERH	-126,573.37	-228,571.32	101,998
ACC DEPR - HARDW	-460,065.03	-568,296.67	108,232
ACC DEPR - FURN	-73,896.41	-69,653.89	-4,243
ACC DEPR - ELECT	-837,494.63	-802,492.73	-35,002
ACC DEPR - MACH	-1,345,088.77	-1,284,772.53	-60,316
ACC DEPR - SIGNS	-674,612.01	-490,907.99	-183,704
ACC DEPR - BUS M	-6,931,631.83	-6,871,927.13	-59,705
ACC AMORT - SOFTWARE & MISC ASSETS	-1,905,394.86	-2,066,038.22	160,643
TOTAL ACC DEPR + AMORT	-42,552,674.64	-40,957,766.15	-1,594,908
NET CAPITAL ASSETS	43,329,226.75	38,597,725.27	4,731,501
PREPAID INSURANCE	130,038.96	151,911.36	-21,872
OTHER PREPAID EXPENSES	527,195.93	453,870.59	73,325
PREPAID HEALTH INSURANCE	806,230.46	-672,965.82	1,479,196
NET OPEB ASSET	2,056,916.00	1,200,963.00	855,953
NET PENSION ASSET	182,456.00	132,641.00	49,815
DEFERRED OUTFLOW-OPEB	0.00	691,288.00	-691,288
DEFERRED OUTFLOW OF RESOURCES	2,789,139.01	1,569,221.01	1,219,918
TOTAL OTHER ASSETS	6,491,976.36	3,526,929.14	2,965,047
TOTAL ASSETS	79,771,609.56	71,675,163.68	8,096,446
ACCOUNTS PAYABLE	605,035.45	247,802.67	357,233
ACCRUED PURCHASES	633,377.14	1,532,737.98	-899,361
TOTAL ACCOUNTS PAYABLE	1,238,412.59	1,780,540.65	-542,128
ACCRUED PAYROLL	378,761.76	287,769.86	90,992
ACCRUED PTO	928,735.76	709,937.03	218,799
ACCRUED SICK LEAVE	564,705.83	511,645.28	53,061
ACCRUED ANNIVERSARY & BIRTHDAY	82,974.79	0.00	82,975
ACCRUED FED INCOME TAX WITHHELD	1,797.77	-184.27	1,982
ACCRUED STATE TAX WITHELD	0.00	134.28	-134
ACCRUED LOCAL TAX WITHELD	0.00	-10,620.17	10,620
ACCRUED MEDICARE - EMPLOYEES SHARE	6,450.77	5,091.96	1,359
ACCRUED MEDICARE - EMPLOYER SHARE	6,450.73	5,091.96	1,359
ACCRUED PERS-EMPLOYEES	114,442.73	93,568.68	20,874
ACCRUED PERS-EMPLOYER	184,203.74	154,820.70	29,383
ACCRUED BENEFITS - VDSTDTL	134,028.38	74,484.92	59,543
ACCRUED UNION BENEFITS - VDH	-12,419.78	-10,825.22	-1,595
UNION DUES LIABILITY	0.00	26.96	-27
GARNISHMENT LIABILITY	0.00	282.80	-283
MISCELLANEOUS DEDUCTION LIABILITY	17.46	59.78	-42
CHILD SUPPORT LIABILITY	0.00	4,862.84	-4,863
YMCA DUES LIABILITY	2,452.25	4,290.61	-1,838
SUPPLEMENTAL INSURANCE LIAB	1,144.63	1,074.10	71
EMPLOYEES DEF. COMPENSATION LIAB	0.00	4,413.60	-4,414
MISC PAYROLL REIMBURSEMENTS	0.00	-90.90	91
VOLUNTARY LEVY CONTRIBUTIONS	0.00	2.00	-2
FLEXIBLE SPENDING LIABILITY	37,654.13	29,146.01	8,508
TOTAL PAYROLL LIABILITIES	2,431,400.95	1,864,982.81	566,418
OTHER CURR LIABILITIES-MISC	-35,643.05	312,556.29	-348,199
CURRENT LIAB.-FTA INTEREST	0.00	534,887.53	-534,888
NET PENSION LIABILITY	5,873,034.00	10,285,366.00	-4,412,332
DEFERRED INFLOWS-OPEB	2,165,666.00	3,698,272.00	-1,532,606
DEFERRED INFLOWS OF RESOURCES	7,427,715.00	4,504,771.00	2,922,944
TOTAL OTHER LIABILITIES	15,430,771.95	19,335,852.82	-3,905,081



Stark Area Regional Transit Authority
 Comparative Balance Sheet
 For the Five Months Ending Wednesday, May 31, 2023

	CURRENT YTD	LAST YTD	VARIANCE
TOTAL LIABILITIES	19,100,585.49	22,981,376.28	-3,880,791
FEDERAL GOVT CAPITAL GRANT	7,277,935.82	6,743,048.29	534,888
STATE GOVT CAPITAL GRANT	656,930.17	656,930.17	0
NON-GOVT DONATIONS	217,429.00	217,429.00	0
UNRESTRICTED PENSION	-12,413,602.00	-11,878,714.47	-534,888
ACCUMULATED EARNINGS<LOSSES>	63,729,914.14	52,591,717.33	11,138,197
NET REVENUE	1,202,416.94	1,126,285.20	76,132
TOTAL LIABILITIES & ACCUMULATED EARNINGS	79,771,609.56	72,438,071.80	7,333,538



STARK AREA REGIONAL TRANSIT AUTHORITY
DETAILED INCOME STATEMENT
 For the Period Ending 5/31/2023

	May 2023 Actual	May 2023 Budget	May 2022 Prior Yr Actual	Jan 23-May 23 Actual	Jan 23-May 23 Budget	Jan 22 - Dec 22 Prior Yr Actual	-over/under Budget
CASH FARES	37,308	35,833	35,684	173,752	179,167	167,585	5,414
CASH FARES WAYNE COUNTY	212	308	308	1,084	1,542	1,181	457
SC CASH FARES	925	1,250	0	4,679	6,250	0	1,571
TVM CASH FARES	120	1,250	0	598	6,250	0	5,652
ADULT PASSES	3,886	22,917	14,470	58,023	114,583	94,120	56,560
SC ADULT PASSES	9,370	1,250	0	30,828	6,250	0	-24,578
TVM ADULT PASSES	786	333	0	5,871	1,667	0	-4,204
FULL FARE TICKETS	12,290	10,417	9,539	69,813	52,083	42,548	-17,730
SC FULL FARE TICKETS	3,090	417	0	6,401	2,083	0	-4,317
TVM FULL FARE TICKETS	324	83	0	1,238	417	0	-821
STUDENT PASSES	0	1,000	275	2,173	5,000	2,310	2,828
SC STUDENT PASSES	55	33	0	1,838	167	0	-1,671
PROLINE CASH FARES	6,055	4,583	6,213	30,190	22,917	29,501	-7,273
SC PROLINE CASH FARES	4,670	125	0	17,260	625	0	-16,635
TVM PROLINE CASH FARES	0	83	0	0	417	0	417
REDUCED FARE TICKETS	0	833	1,039	2,033	4,167	3,973	2,133
SC REDUCED FARE TICKETS	225	8	0	559	42	0	-517
TVM REDUCED FARE TICKETS	2	8	0	80	42	0	-38
REDUCED FARE PASSES	0	4,167	675	10,305	20,833	17,123	10,528
SC REDUCED FARE PASSES	8,493	392	0	21,287	1,958	0	-19,329
TVM REDUCED FARE PASSES	116	0	0	644	0	0	-644
PROLINE TICKETS	3,951	1,833	1,618	24,777	9,167	8,782	-15,610
SC PROLINE TICKETS	65	8	0	153	42	0	-111
TVM PROLINE TICKETS	0	83	0	0	417	0	417
PROLINE PASSES	850	7,250	7,884	1,142	36,250	38,147	35,108
SC PROLINE PASSES	1,328	125	0	5,760	625	0	-5,135
CLEVELAND TICKETS	100	125	93	703	625	465	-78
SC CLEVELAND TICKETS	115	8	0	163	42	0	-121
TVM CLEVELAND FARE TICKETS	0	8	0	0	42	0	42
TOTAL PASSENGER FARES	94,335	94,733	77,795	471,350	473,667	405,733	2,317
CONTRACTED SERVICES	17,985	14,167	11,642	87,428	70,833	68,077	-16,594
WAYNE COUNTY SERVICES	13,490	1,583	115	64,929	7,917	1,313	-57,012
VETERANS TRANSPORT FARES	0	5,833	0	16,575	29,167	28,708	12,592
SPECIAL SHUTTLE FARES	110	267	46	162	1,333	92	1,171
TOTAL SPECIAL TRANSIT	31,585	21,850	11,803	169,094	109,250	98,190	-59,844
PROGRAM INCOME - ADVERTISING	4,375	7,917	5,709	15,481	39,583	29,102	24,103
PROGRAM INCOME - CONCESSIONS	131	75	114	474	375	952	-99
PROGRAM INCOME - BUS WASH	0	83	0	790	417	440	-373
PROGRAM INCOME - HYDROGEN FUEL	0	42	0	0	208	0	208
SUBTOTAL PROGRAM INCOME	4,506	8,117	5,823	16,745	40,583	30,494	23,839
MISC TRANSP. REVENUE	0	167	7	16	833	24	818
TOTAL AUX TRANS REVENUE	0	167	7	16	833	24	818
INTEREST INCOME	12,992	3,333	4,137	51,743	16,667	12,145	-35,077
TOTAL INTEREST & DISCOUNT REVENUE	12,992	3,333	4,137	51,743	16,667	12,145	-35,077
DIESEL FUEL TAX REFUND	5,160	9,500	8,033	24,300	47,500	42,302	23,201

Date Printed 6/20/2023

Time Printed 1:59 PM



STARK AREA REGIONAL TRANSIT AUTHORITY
 DETAILED INCOME STATEMENT
 For the Period Ending 5/31/2023

	<u>May 2023 Actual</u>	<u>May 2023 Budget</u>	<u>May 2022 Prior Yr Actual</u>	<u>Jan 23-May 23 Actual</u>	<u>Jan 23-May 23 Budget</u>	<u>Jan 22 - Dec 22 Prior Yr Actual</u>	<u>-over/under Budget</u>
WAYNE COUNTY GASOLINE REFUND	1,398	833	0	6,401	4,167	0	-2,235
CNG FUEL REFUND	556	0	0	2,237	0	0	-2,237
CNG ROYALTIES	0	83	0	433	417	500	-16
CNG - UTILITY REIMBURSEMENT	1,015	1,667	1,175	4,836	8,333	8,434	3,497
MISC REV-NONTRANSPORTATION	10,876	2,500	20,000	13,687	12,500	24,921	-1,187
MISC REV-EXTRAORDINARY ITEM	100	42	100	225	208	175	-17
INSURANCE PROCEEDS REVENUE	534,888	0	0	534,888	0	0	-534,888
TOTAL NON-TRANSPORTATION REVENUE	553,992	14,625	29,308	587,006	73,125	76,332	-513,881
SALES TAX REVENUE	1,781,863	1,293,300	135,882	7,434,865	7,354,046	6,079,537	-80,819
TOTAL SALES TAX REVENUE	1,781,863	1,293,300	135,882	7,434,865	7,354,046	6,079,537	-80,819
TOTAL REVENUES	2,479,273	1,436,125	264,756	8,730,818	8,068,170	6,702,454	-662,647



STARK AREA REGIONAL TRANSIT AUTHORITY
DETAILED INCOME STATEMENT
 For the Period Ending 5/31/2023

	<u>May 2023 Actual</u>	<u>May 2023 Budget</u>	<u>May 2022 Prior Yr Actual</u>	<u>Jan 23-May 23 Actual</u>	<u>Jan 23-May 23 Budget</u>	<u>Jan 22 - Dec 22 Prior Yr Actual</u>	<u>-over/under Budget</u>
EXPENSES							
EXECUTIVE OFFICE							
EX - SAL & WAGES-FIXED	12,442	12,996	13,150	67,742	64,980	66,553	-2,763
EX - SAL & WAGES-PARATRANSIT	6,409	6,695	6,774	34,898	33,474	34,285	-1,423
EX - INCENTIVES	0	58	0	175	292	5,175	117
EX - MEDICARE TAX	297	350	279	1,672	1,748	1,685	76
EX - PERS	5,821	5,772	5,042	27,334	28,859	25,739	1,525
EX - HEALTH INSURANCE	3,312	3,244	4,238	10,037	16,219	16,482	6,182
EX - LIFE INSURANCE	34	44	156	186	218	809	32
EX - STD INSURANCE	10,287	146	0	17,627	731	0	-16,896
EX - VISION	28	73	28	166	364	156	198
EX - DENTAL	86	183	79	474	914	435	440
EX - WORKERS' COMP	162	307	146	768	1,536	1,169	768
EX - SICK LEAVE	1,651	1,165	0	2,477	5,825	348	3,348
EX - HOLIDAY,FUNERAL,OTHER	1,055	717	979	2,095	3,584	898	1,489
EX - PTO	2,697	3,641	631	6,679	18,207	5,162	11,528
EX - UNIFORMS	199	17	0	199	83	186	-116
EX - YMCA & MISC BENEFITS	0	50	0	0	250	0	250
TOTAL EXECUTIVE OFFICES WAGES & BENEFITS	44,480	35,457	31,503	172,528	177,283	159,083	4,755
EX - ADVERTISING	0	83	0	0	417	0	417
EX - PTS LEGAL-GENERAL	43,730	50,000	42	191,033	250,000	176,025	58,967
EX - PTS-OTHER	-974	0	0	0	0	0	0
EX - CLINIC	9,000	7,500	6,640	39,600	37,500	34,860	-2,100
EX - CLINIC SUPPLIES	2,860	5,000	0	12,998	25,000	0	12,002
EX - OFFICE SUPPLIES	0	46	77	0	229	103	229
EX - LEGAL ADS	0	42	0	0	208	0	208
EX - TRAINING & TRAVEL EXPENSE	3,035	2,500	78	8,935	12,500	8,379	3,565
EX - EXPENDABLE ASSETS	0	125	0	0	625	0	625
TOTAL EXECUTIVE OFFICE	102,131	100,752	38,340	425,094	503,762	378,449	78,668
TRANSPORTATION							
TR - SAL & WAGES-FIXED	351,407	363,565	343,541	1,760,460	1,817,823	1,756,909	57,363
TR - SAL & WAGES-PARATRANSIT	246,942	187,291	170,748	1,195,606	936,454	841,605	-259,152
TR - INCENTIVE	1,300	7,479	1,900	16,675	37,396	21,000	20,721
TR - MEDICARE TAX	8,429	9,077	7,441	47,185	45,384	41,090	-1,801
TR - PERS	153,184	139,165	129,685	733,239	695,825	646,733	-37,414
TR - HEALTH INSURANCE	226,119	235,168	264,390	623,105	1,175,840	1,011,811	552,735
TR - LIFE INSURANCE	857	3,156	3,543	4,744	15,781	17,564	11,037
TR - STD INSURANCE	-5,696	3,190	0	1,517	15,949	0	14,432
TR - DENTAL	9,422	12,741	0	51,729	63,706	40	11,977
TR - UNEMPLOYMENT	3,480	1,667	0	21,331	8,333	7,044	-12,998
TR - WORKERS' COMP	11,515	9,891	9,403	52,348	49,457	75,458	-2,890
TR - HOLIDAY,FUNERAL,OTHER	24,612	15,637	21,069	59,167	78,186	47,475	19,018
TR - PTO	48,657	52,012	33,776	237,523	260,062	189,252	22,538
TR - SICK COVID	0	0	0	0	0	24,808	0

Date Printed 6/20/2023

Time Printed 1:59 PM



STARK AREA REGIONAL TRANSIT AUTHORITY
DETAILED INCOME STATEMENT
 For the Period Ending 5/31/2023

	<u>May 2023 Actual</u>	<u>May 2023 Budget</u>	<u>May 2022 Prior Yr Actual</u>	<u>Jan 23-May 23 Actual</u>	<u>Jan 23-May 23 Budget</u>	<u>Jan 22 - Dec 22 Prior Yr Actual</u>	<u>-over/under Budget</u>
TR - UNIFORMS	1,114	4,167	31,590	25,742	20,833	33,060	-4,909
TR - YMCA & MISC BENEFITS	0	458	9,563	1,382	2,292	51,374	910
TA - SAL & WAGES-FIXED	60,497	64,021	49,477	311,463	320,104	276,239	8,640
TA - SAL & WAGES-PARATRANSIT	31,165	32,980	25,488	160,450	164,902	142,305	4,451
TA - INCENTIVE	300	2,838	450	2,675	14,188	47,500	11,513
TA - MEDICARE TAX	1,342	1,654	1,224	7,731	8,270	7,750	539
TA - PERS	25,644	26,968	21,064	127,405	134,842	113,692	7,436
TA - HEALTH INSURANCE	31,462	34,059	35,974	94,094	170,294	137,991	76,200
TA - LIFE INSURANCE	132	457	653	702	2,285	3,356	1,583
TA - STD INSURANCE	577	594	0	3,057	2,972	0	-85
TA - VISION	278	765	283	1,471	3,825	1,629	2,354
TA - DENTAL	879	1,919	716	4,647	9,595	4,113	4,949
TA - WORKERS' COMP	1,541	1,802	1,239	7,207	9,008	9,904	1,800
TA - SICK LEAVE	1,364	5,539	2,384	16,420	27,693	21,415	11,273
TA - HOLIDAY,FUNERAL,OTHER	4,894	3,408	5,104	11,960	17,042	11,401	5,081
TA - PTO	8,022	10,361	7,237	28,906	51,805	31,641	22,898
TA - UNIFORMS	2,274	525	341	2,455	2,625	2,351	170
TA - YMCA & MISC BENEFITS	0	142	0	216	708	546	492
TA - TRAINING & TRAVEL	30	1,250	4,617	10,687	6,250	10,393	-4,437
TOTAL TRANSPORTATION WAGES & BENEFITS	1,251,741	1,233,946	1,182,901	5,623,302	6,169,728	5,587,449	546,427
TR - PTS-OTHER	5,728	4,167	2,875	29,367	20,833	15,270	-8,533
TR - OFFICE SUPPLIES	0	167	0	2,895	836	552	-2,060
TR - PRINTING	3,736	2,917	-32,600	40,166	14,583	36,512	-25,583
TR - OMS-GEN'L FUNCTION	0	167	0	0	833	0	833
TR - DUES & SUBSCRIPTIONS	0	104	0	0	521	0	521
TR - LEGAL ADS	0	42	0	0	208	0	208
TR - TRAINING & TRAVEL EXPENSE	0	0	0	0	0	-126	0
TR - EXPENDABLE ASSETS	1,554	208	117	2,108	1,042	666	-1,066
TOTAL TRANSPORTATION	1,262,759	1,241,717	1,153,293	5,697,838	6,208,585	5,640,322	510,747
MAINTENANCE							
MA - SAL & WAGES-FIXED	29,494	23,045	21,296	132,732	115,223	116,638	-17,510
MA - SAL & WAGES-PARATRANSIT	15,194	11,871	10,971	68,377	59,357	60,086	-9,020
MA - WAGE/BENEFIT CONTRA	0	-333	0	0	-1,667	0	-1,667
MA - INCENTIVE	0	769	0	900	3,846	18,900	2,946
MA - MEDICARE TAX	655	613	535	3,309	3,063	3,202	-246
MA - PERS	12,480	10,042	9,804	54,506	50,208	47,768	-4,298
MA - HEALTH INSURANCE	14,942	11,353	14,833	46,292	56,765	57,686	10,473
MA - LIFE INSURANCE	57	152	281	285	762	1,408	476
MA - STD INSURANCE	282	265	0	1,405	1,325	0	-80
MA - VISION	142	255	127	709	1,275	696	566
MA - DENTAL	465	640	331	2,321	3,198	1,761	878
MA - WORKERS' COMP	730	549	510	3,188	2,746	4,093	-442
MA - SICK LEAVE	1,721	2,092	2,471	3,622	10,460	3,504	6,838
MA - HOLIDAY,FUNERAL,OTHER	2,261	1,287	2,268	5,569	6,437	4,396	869

Date Printed 6/20/2023

Time Printed 1:59 PM



STARK AREA REGIONAL TRANSIT AUTHORITY
DETAILED INCOME STATEMENT
 For the Period Ending 5/31/2023

	<u>May 2023</u> <u>Actual</u>	<u>May 2023</u> <u>Budget</u>	<u>May 2022</u> <u>Prior Yr Actual</u>	<u>Jan 23-May 23</u> <u>Actual</u>	<u>Jan 23-May 23</u> <u>Budget</u>	<u>Jan 22 - Dec 22</u> <u>Prior Yr Actual</u>	<u>-over/under</u> <u>Budget</u>
MA - PTO	3,330	5,637	3,844	16,506	28,183	14,109	11,677
MA - UNIFORMS	730	146	-7	1,313	729	1,351	-584
MA - YMCA & MISC BENEFITS	0	21	0	0	104	0	104
MS - SAL & WAGES-FIXED	19,517	19,327	18,220	99,670	96,636	91,664	-3,034
MS - SAL & WAGES-PARATRANSIT	10,054	9,956	9,386	51,345	49,782	47,221	-1,563
MS - INCENTIVE	200	377	0	1,050	1,885	1,300	835
MS - MEDICARE TAX	427	475	401	2,304	2,374	2,222	70
MS - PERS	7,718	7,282	7,228	36,930	36,410	35,349	-520
MS - HEALTH INSURANCE	12,747	12,975	16,337	37,309	64,874	62,939	27,565
MS - LIFE INSURANCE	49	174	237	259	871	1,009	611
MS - STD INSURANCE	-326	151	0	47	757	0	710
MS - DENTAL	567	703	0	3,101	3,515	0	414
MS - WORKERS' COMP	649	576	583	3,071	2,882	4,677	-189
MS - HOLIDAY,FUNERAL,OTHER	1,120	871	1,994	2,241	4,357	2,671	2,116
MS - PTO	3,174	2,210	2,357	8,963	11,048	11,874	2,085
MS - SICK COVID	0	0	0	0	0	1,994	0
MS - UNIFORMS	211	683	41	3,607	3,417	3,597	-191
MS - YMCA & MISC BENEFITS	0	21	567	0	104	3,117	104
MT - SAL & WAGES-FIXED	48,173	46,708	40,808	238,764	233,539	205,906	-5,225
MT - SAL & WAGES-PARATRANSIT	24,817	24,062	21,022	123,000	120,308	106,073	-2,692
MT - INCENTIVE	0	819	0	1,125	4,094	2,625	2,969
MT - MEDICARE TAX	988	1,173	917	5,781	5,864	5,106	83
MT - PERS	19,005	18,014	15,510	91,129	90,068	78,685	-1,061
MT - HEALTH INSURANCE	22,452	25,950	30,862	62,391	129,748	118,277	67,357
MT - LIFE INSURANCE	89	348	475	528	1,741	2,474	1,213
MT - STD INSURANCE	-744	429	0	257	2,147	0	1,890
MT - DENTAL	921	1,406	0	5,431	7,030	0	1,598
MT - WORKERS' COMP	1,135	1,340	1,093	5,254	6,698	8,770	1,443
MT - HOLIDAY	2,738	2,099	3,042	6,285	10,493	7,675	4,209
MT - PTO	7,803	7,193	3,822	30,259	35,965	27,851	5,706
MT - SICK COVID	0	0	0	0	0	1,916	0
MT - UNIFORMS	1,514	1,117	1,134	7,807	5,583	5,655	-2,223
MT - YMCA & MISC BENEFITS	0	21	992	127	104	5,596	-23
MT - TOOLS	389	583	511	7,946	2,917	3,743	-5,029
MBGE - SAL & WAGES-FIXED	7,851	9,699	6,786	45,120	48,493	37,253	3,373
MBGE - SAL & WAGES-PARATRANSIT	4,045	4,996	3,496	23,244	24,982	19,191	1,738
MBGE - INCENTIVE	0	233	0	775	1,167	8,525	392
MBGE - MEDICARE TAX	221	251	167	1,239	1,253	1,193	14
MBGE - PERS	4,364	4,091	3,111	20,703	20,455	15,894	-248
MBGE - HEALTH INSURANCE	6,547	6,487	8,514	19,651	32,437	33,137	12,786
MBGE - LIFE INSURANCE	27	87	92	146	435	476	289
MBGE - STD INSURANCE	98	106	0	534	531	0	-3
MBGE - VISION	55	146	37	304	729	225	425
MBGE - DENTAL	172	640	99	949	3,198	603	2,250
MBGE - WORKERS' COMP	324	313	292	1,573	1,565	2,356	-7

Date Printed 6/20/2023

Time Printed 1:59 PM



STARK AREA REGIONAL TRANSIT AUTHORITY
DETAILED INCOME STATEMENT
 For the Period Ending 5/31/2023

	<u>May 2023</u> <u>Actual</u>	<u>May 2023</u> <u>Budget</u>	<u>May 2022</u> <u>Prior Yr Actual</u>	<u>Jan 23-May 23</u> <u>Actual</u>	<u>Jan 23-May 23</u> <u>Budget</u>	<u>Jan 22 - Dec 22</u> <u>Prior Yr Actual</u>	<u>-over/under</u> <u>Budget</u>
MBGE - SICK LEAVE	1,258	852	392	2,942	4,262	1,053	1,320
MBGE - HOLIDAY,FUNERAL,OTHER	787	524	575	2,717	2,622	2,163	-94
MBGE - PTO	4,243	1,827	1,714	10,924	9,133	13,671	-1,792
MBGE - UNIFORMS	197	383	77	1,263	1,917	484	654
MBGE - YMCA & MISC BENEFITS	0	42	0	0	208	79	208
TOTAL MAINTENANCE WAGES & BENEFITS	298,058	286,122	270,154	1,309,096	1,430,611	1,321,885	121,514
M - TEMPORARY HELP	0	3,500	1,947	8,054	17,500	11,477	9,446
M - CMS SERVICING REVENUE VEHICLES	0	8	0	0	42	0	42
M - CMS REV VEH-FIXED	16,722	22,000	23,861	77,818	110,000	134,850	32,182
M - CMS REV VEH-PARATRANSIT	9,939	1,667	0	49,964	8,333	48,213	-41,631
M - CMS-NON REV VEHICLES	0	3,500	7,696	0	17,500	10,668	17,500
M - CMS-FAREBOX PARTS-FIXED	0	500	0	1,672	2,500	0	828
M - CMS-BLDG GRND. & EQUIPMENT	6,935	12,500	3,392	68,852	62,500	33,441	-6,352
M - CMS-RADIO EQUIP-FIXED	0	125	1,021	3,100	625	1,021	-2,475
M - CMS-RADIO EQUIP-PARATRANSIT	431	125	681	2,692	625	681	-2,067
M - CMS-SECURITY SYSTEM	0	833	0	0	4,167	0	4,167
M - CMS - CNG FUELING STATION	23,458	16,417	16,850	92,731	82,083	77,357	-10,648
M - CMS - HYDROGEN FUELING STATION	11,375	18,958	-4,541	79,559	94,792	105,993	15,233
M - DIESEL FUEL-FIXED	18,246	47,013	20,298	99,219	235,063	168,865	135,844
M - DIESEL FUEL-PARATRANSIT	19,135	24,244	3,486	88,589	121,219	81,998	32,629
M - LUBRICANTS-FIXED	1,028	1,667	1,081	9,087	8,333	5,717	-754
M - LUBRICANTS-PARATRANSIT	412	833	357	3,052	4,167	1,058	1,114
M - FUEL TAX EXP-FIXED	856	3,333	2,557	4,282	16,667	10,899	12,384
M - FUEL TAX EXP-PARATRANSIT	2,316	3,333	2,381	10,656	16,667	9,309	6,010
M - CNG FUEL-FIXED	18,077	22,917	11,307	118,479	114,583	68,729	-3,896
M - CNG FUEL-PARATRANSIT	14,645	14,583	10,627	70,650	72,917	47,882	2,266
M - CNG FUEL SUPPORT VEHICLES	57	417	0	274	2,083	85	1,809
M - CNG FUEL PUBLIC	680	417	448	3,091	2,083	1,809	-1,008
M - HYDROGEN-FIXED	40,358	39,583	46,906	189,230	197,917	176,169	8,686
M - HYDROGEN-PARA	3,064	6,667	7,672	17,400	33,333	17,486	15,934
M - WAYNE COUNTY FUEL	13,008	6,350	3,898	61,211	31,750	10,060	-29,461
M - PARA GAS	0	3,333	0	0	16,667	0	16,667
M - FUEL & LUBE-COMPANY VEHICLES	4,053	5,000	6,945	27,142	25,000	22,676	-2,142
M - TIRES & TUBES-FIXED	0	15,000	27,156	52,126	75,000	72,728	22,874
M - TIRES & TUBES-PARATRANSIT	350	2,500	4,916	10,287	12,500	10,958	2,213
M - TIRES SUPPORT VEHICLES	-350	417	0	1,881	2,083	203	202
M - OMS-SUPPLIES	20,025	10,000	7,509	58,224	50,000	48,971	-8,224
M - FREIGHT	2,119	1,417	918	6,618	7,083	5,517	465
M - INSP & REPAIR-FIXED	56,442	33,333	22,598	284,125	166,667	132,758	-117,458
M - INSP & REPAIR-PARATRANSIT	42,736	25,000	15,317	223,581	125,000	101,310	-98,581
M - INSP & REPAIR-CO. VEHICLES	1,160	1,250	1,221	21,712	6,250	6,942	-15,462
M - OMS-MAINT EQUIPMENT	2,469	3,500	2,876	22,172	17,500	18,966	-4,672
M - OMS FIXED ROUTE	2,048	2,500	2,158	11,563	12,500	9,330	937
M - OMS PARATRANSIT	239	25,000	4,008	20,219	125,000	8,044	104,781
M - CORE CHARGES/CREDITS	584	1,000	-3,572	-667	5,000	-3,485	5,667

Date Printed 6/20/2023

Time Printed 1:59 PM



STARK AREA REGIONAL TRANSIT AUTHORITY
DETAILED INCOME STATEMENT
 For the Period Ending 5/31/2023

	<u>May 2023</u> <u>Actual</u>	<u>May 2023</u> <u>Budget</u>	<u>May 2022</u> <u>Prior Yr Actual</u>	<u>Jan 23-May 23</u> <u>Actual</u>	<u>Jan 23-May 23</u> <u>Budget</u>	<u>Jan 22 - Dec 22</u> <u>Prior Yr Actual</u>	<u>-over/under</u> <u>Budget</u>
M - OMS-COMPANY VEHICLES	0	833	21	128	4,167	53	4,038
M - FAREBOX PARTS-FIXED	665	2,167	5,192	1,474	10,833	5,442	9,359
M - FAREBOX PARTS-PARATRANSIT	243	208	0	414	1,042	1,586	628
M - OFFICE SUPPLIES	0	17	0	1,426	83	71	-1,343
M - COMMUNICATIONS MODEMS AVAIL	4,279	3,333	2,963	17,471	16,667	14,277	-804
M - BLDG & GROUNDS OMS	1,800	10,000	1,798	29,115	50,000	21,730	20,885
M - LABOR INSURANCE REC-3RD PARTY	0	-42	0	0	-208	0	-208
M - OMS INSURANCE REC-3RD PARTY	0	-167	0	0	-833	0	-833
M - PROPERTY INSURANCE	6,149	8,685	7,474	30,851	43,423	37,368	12,572
M - OMS INSURANCE REC-OTRP	0	-3,333	-1,650	-1,600	-16,667	-23,836	-15,066
M - LABOR INSURANCE REC-OTRP	0	-1,250	0	-250	-6,250	-75	-6,000
M - TRAINING & TRAVEL EXPENSE	1,251	1,667	4,295	4,685	8,333	9,639	3,648
M - DUES & SUBSCRIPTIONS	0	1,250	0	8,308	6,250	7,000	-2,058
M - EXPENDABLE ASSETS	0	167	64	4,759	833	193	-3,926
TOTAL MAINTENANCE	645,060	690,396	544,287	3,204,524	3,451,982	2,854,017	247,458
FINANCE							
FIN - SAL & WAGES-FIXED	25,942	23,588	23,134	119,844	117,940	108,468	-1,904
FIN - SAL & WAGES-PARATRANSIT	13,364	12,151	11,918	61,738	60,757	55,878	-981
FIN - MEDICARE TAX	534	425	484	2,921	2,124	3,019	-797
FIN - INCENTIVE	0	340	0	600	1,698	18,450	1,098
FIN - PERS	10,331	9,700	9,281	48,572	48,499	43,228	-73
FIN - HEALTH INSURANCE	11,591	11,353	14,833	35,129	56,765	57,782	21,636
FIN - LIFE INSURANCE	50	152	221	273	762	1,171	489
FIN - STD INSURANCE	233	250	0	1,270	1,250	0	-19
FIN - VISION	123	255	127	675	1,275	674	600
FIN - DENTAL	402	640	354	2,210	3,199	1,792	988
FIN - WORKERS' COMP	568	582	510	2,687	2,912	4,093	225
FIN - SICK LEAVE	632	2,021	487	4,812	10,104	9,022	5,292
FIN - HOLIDAY,FUNERAL,OTHER	1,940	1,244	1,895	5,061	6,218	3,678	1,157
FIN - PTO	1,168	3,433	1,238	10,677	17,164	13,835	6,487
FIN - UNIFORMS	615	58	106	615	292	545	-323
FIN - YMCA & MISC BENEFITS	0	58	0	229	292	0	62
TOTAL FINANCE WAGES & BENEFITS	67,493	66,250	64,588	297,314	331,249	321,635	33,936
FIN - SOFTWARE SERVICE	0	42	0	0	208	0	208
FIN - PTS OTHER	6,777	6,250	3,725	18,662	31,250	18,578	12,588
FIN - TEMPORARY HELP	0	1,250	0	0	6,250	9,269	6,250
FIN - OFFICE SUPPLIES	0	208	0	588	1,042	131	454
FIN - PRINTING	0	6	0	0	31	0	31
FIN - DUES & SUBSCRIPTIONS	669	708	795	3,623	3,542	3,443	-81
FIN - LEGAL ADS	563	108	0	2,671	542	200	-2,129
FIN - TRAINING & TRAVEL EXPENSE	1,682	2,500	0	5,916	12,500	1,584	6,584
FIN - EXPENDABLE ASSETS	700	167	-140	700	833	140	133
TOTAL FINANCE	77,884	77,489	68,968	329,473	387,447	354,978	57,974

Date Printed 6/20/2023
 Time Printed 1:59 PM



STARK AREA REGIONAL TRANSIT AUTHORITY
DETAILED INCOME STATEMENT
 For the Period Ending 5/31/2023

	<u>May 2023 Actual</u>	<u>May 2023 Budget</u>	<u>May 2022 Prior Yr Actual</u>	<u>Jan 23-May 23 Actual</u>	<u>Jan 23-May 23 Budget</u>	<u>Jan 22 - Dec 22 Prior Yr Actual</u>	<u>-over/under Budget</u>
INFORMATION TECHNOLOGY							
IT - SAL & WAGES-FIXED	13,003	11,483	11,499	62,895	57,416	57,072	-5,479
IT - SAL & WAGES-PARATRANSIT	6,699	5,916	5,924	32,401	29,578	29,401	-2,822
IT - MEDICARE TAX	269	297	256	1,481	1,486	1,526	4
IT - INCENTIVE	0	115	0	400	573	8,075	173
IT - PERS	5,257	4,890	4,774	24,722	24,451	23,245	-272
IT - HEALTH INSURANCE	4,968	4,866	6,357	15,055	24,328	24,723	9,272
IT - LIFE INSURANCE	22	65	134	119	327	674	208
IT - STD INSURANCE	119	129	0	646	643	0	-3
IT - VISION	57	109	59	314	547	324	232
IT - DENTAL	189	274	155	1,041	1,371	855	329
IT - WORKERS' COMP	243	284	219	1,152	1,420	1,754	268
IT - SICK LEAVE	789	1,019	168	3,536	5,094	3,029	1,558
IT - HOLIDAY,FUNERAL,OTHER	952	627	904	1,818	3,135	1,782	1,317
IT - PTO	462	2,350	1,398	2,211	11,748	5,471	9,538
IT - UNIFORMS	263	25	0	195	125	130	-70
IT - YMCA & MISC BENEFITS	0	50	0	177	250	195	73
TOTAL INFORMATION TECHNOLOGY WAGES & BENEFI...	33,293	32,498	31,848	148,164	162,490	158,256	14,326
IT - HARDWARE SERVICE CONTRACTS	11,451	14,583	4,076	54,752	72,917	57,797	18,165
IT - SOFTWARE SERVICE CONTRACTS	20,464	22,917	17,960	97,293	114,583	102,804	17,290
IT - PTS-OTHER	0	917	12,019	-1,984	4,583	14,761	6,568
IT - EXPENDABLE ASSETS & SOFTWARE	2,081	833	101	18,397	4,167	101	-14,231
IT - OFFICE SUPPLIES	0	17	0	0	83	28	83
IT - POSTAGE	0	0	0	0	0	22	0
IT - DUES & SUBSCRIPTIONS	252	458	-9,683	1,258	2,292	1,114	1,034
IT - LEGAL ADS	0	42	0	0	208	204	208
IT - TRAINING EXPENSE	0	2,083	0	6,458	10,417	4,429	3,958
TOTAL INFORMATION TECHNOLOGY	67,539	74,348	56,321	324,337	371,740	339,517	47,403
BOARD							
PLANNING /CUSTOMER RELATIONS							
PL - SAL & WAGES-FIXED	41,837	43,695	34,463	202,824	218,477	177,602	15,653
PL - SAL & WAGES-PARATRANSIT	21,552	22,510	17,754	104,485	112,549	91,492	8,064
PL - WAGE/BENEFIT CONTRA	0	-833	-106	0	-4,167	0	-4,167
PL - MEDICARE TAX	978	1,097	888	5,082	5,483	5,281	401
PL - INCENTIVE	500	396	2,625	1,775	1,979	49,125	204
PL - PERS	18,622	18,056	15,295	84,716	90,279	74,830	5,563
PL - HEALTH INSURANCE	29,883	30,815	36,023	88,822	154,076	140,095	65,254
PL - LIFE INSURANCE	125	414	479	620	2,068	2,438	1,447
PL - STD INSURANCE	427	399	0	2,118	1,993	0	-126
PL - VISION	280	692	301	1,454	3,461	1,656	2,008
PL - DENTAL	896	1,736	714	4,698	8,682	3,926	3,984
PL - WORKERS' COMP	1,460	1,150	1,239	6,433	5,749	9,939	-684

Date Printed 6/20/2023

Time Printed 1:59 PM



STARK AREA REGIONAL TRANSIT AUTHORITY
 DETAILED INCOME STATEMENT
 For the Period Ending 5/31/2023

	<u>May 2023 Actual</u>	<u>May 2023 Budget</u>	<u>May 2022 Prior Yr Actual</u>	<u>Jan 23-May 23 Actual</u>	<u>Jan 23-May 23 Budget</u>	<u>Jan 22 - Dec 22 Prior Yr Actual</u>	<u>-over/under Budget</u>
PL - SICK COVID	0	0	0	0	0	887	0
PL - SICK LEAVE	1,833	3,762	2,391	10,721	18,808	12,106	8,087
PL - HOLIDAY	4,608	2,315	3,433	7,417	11,574	6,299	4,158
PL - PTO	7,262	6,713	6,635	27,036	33,564	24,264	6,528
PL - UNIFORMS	3,328	271	1,066	3,278	1,354	2,790	-1,924
PL - YMCA & MISC BENEFITS	0	67	0	328	333	234	6
TOTAL PLANNING WAGES & BENEFITS	133,591	133,253	123,200	551,807	666,263	602,965	114,456
PL - PTS OTHER	10,585	24,167	8,416	65,327	120,833	42,592	55,506
PL - TRAVEL TRAINER	0	417	15,004	0	2,083	158,763	2,083
PL - OFFICE SUPPLIES	0	250	0	138	1,250	50	1,112
PL - PRINTING	2,341	3,333	-5,933	17,841	16,667	17,809	-1,174
PL - DUES & SUBSCRIPTIONS	666	2,500	3,614	6,773	12,500	13,917	5,727
PL - TRAINING & TRAVEL EXPENSE	2,672	2,917	2,525	13,008	14,583	6,869	1,575
PL - ADVERTISING	26,914	30,833	24,197	162,732	154,167	80,705	-8,565
PL - EVENTS	0	2,083	330	19,257	10,417	533	-8,840
PL - PROMOTIONAL MATERIALS	0	5,417	0	1,142	27,083	-130	25,941
PL - LEGAL ADS	0	167	0	1,415	833	1,148	-582
PL - EXPENDABLE ASSETS	180	417	285	15,098	2,083	4,757	-13,014
TOTAL PLANNING	176,948	205,753	171,637	854,539	1,028,763	929,980	174,224
HUMAN RESOURCE							
HR - SAL & WAGES-FIXED	21,600	20,035	14,806	102,190	100,173	71,758	-2,017
HR - SAL & WAGES-PARATRANSIT	11,127	10,321	7,628	52,643	51,604	36,966	-1,039
HR - MEDICARE TAX	453	505	344	2,531	2,523	1,861	-8
HR - PERS	8,749	8,300	6,493	41,713	41,498	29,010	-214
HR - INCENTIVE	0	223	0	975	1,115	10,500	140
HR - HEALTH INSURANCE	9,935	9,731	8,448	31,481	48,655	32,936	17,174
HR - LIFE INSURANCE	42	131	187	233	653	845	420
HR - STD INSURANCE	198	213	0	1,075	1,065	0	-10
HR - VISION	104	219	93	571	1,093	446	522
HR - DENTAL	339	548	281	1,863	2,742	1,352	879
HR - WORKERS' COMP	487	406	292	2,464	2,031	2,339	-433
HR - SICK LEAVE	465	1,729	251	2,933	8,645	1,548	5,712
HR - HOLIDAY,FUNERAL,OTHER	1,859	1,064	1,533	3,823	5,320	2,772	1,497
HR - PTO	1,401	3,162	2,837	12,013	15,812	7,829	3,799
HR - UNIFORMS	1,575	50	0	1,575	250	370	-1,325
HR - TUITION REIMBURSEMENT	0	1,250	0	5,250	6,250	0	1,000
HR - YMCA & MISC BENEFITS	0	25	0	78	125	78	47
TOTAL HUMAN RESOURCES WAGES & BENEFITS	58,334	57,911	43,191	263,411	289,555	200,610	26,144
HR - PTS-OTHER	3,968	2,917	2,459	18,367	14,583	12,056	-3,783
HR - TEMPORARY HELP	0	167	0	0	833	0	833
HR - PRINTING	0	42	0	0	208	0	208
HR - OFFICE SUPPLIES	0	83	0	32	417	57	385
HR - DUES & SUBSCRIPTIONS	0	208	0	229	1,042	0	813
HR - EVENTS	0	0	0	0	0	1,328	0

Date Printed 6/20/2023

Time Printed 1:59 PM



STARK AREA REGIONAL TRANSIT AUTHORITY
DETAILED INCOME STATEMENT
 For the Period Ending 5/31/2023

	<u>May 2023</u> <u>Actual</u>	<u>May 2023</u> <u>Budget</u>	<u>May 2022</u> <u>Prior Yr Actual</u>	<u>Jan 23-May 23</u> <u>Actual</u>	<u>Jan 23-May 23</u> <u>Budget</u>	<u>Jan 22 - Dec 22</u> <u>Prior Yr Actual</u>	<u>-over/under</u> <u>Budget</u>
HR - LEGAL ADS	0	417	0	0	2,083	200	2,083
HR - EMPLOYEE RELATIONS	1,196	1,667	1,163	5,008	8,333	5,350	3,325
HR - WELLNESS PROGRAM	3,250	2,500	-2,217	6,225	12,500	4,101	6,275
HR - TRAINING & TRAVEL EXPENSE	836	2,500	-155	9,054	12,500	3,488	3,446
HR - AGENCY TRAINING	0	1,667	0	0	8,333	0	8,333
HR - EXPENDABLE ASSETS	0	167	0	387	833	682	446
TOTAL HUMAN RESOURCE	67,583	70,244	44,441	302,712	351,222	227,872	48,510
GENERAL							
GEN - LEGAL ADS	209	42	0	209	208	0	-1
GEN - PTS-OTHER	35,525	16,667	152,434	52,197	83,333	410,978	31,136
GEN - SECURITY SERVICES	26,574	18,333	17,186	104,132	91,667	83,145	-12,465
GEN - OFFICE EXPENSES	1,707	2,500	1,483	19,294	12,500	10,211	-6,794
GEN - OFFICE EXPENSE-IT	930	250	1,320	1,521	1,250	1,853	-271
GEN - EXPENDABLE ASSETS	56	46	271	1,654	229	271	-1,425
GEN - UTILITIES-ELECTRIC	22,390	25,687	26,072	106,806	128,433	108,683	21,627
GEN - UTILITIES-ELECTRIC - CNG	13,736	12,500	0	54,598	62,500	33,451	7,902
GEN - UTILITIES-OTHER	3,115	4,167	2,324	13,947	20,833	13,555	6,886
GEN - UTILITIES-TELEPHONE	7,606	10,000	3,777	36,417	50,000	26,303	13,583
GEN - UTILITIES-TELEPHONE - CNG	227	250	8,625	1,144	1,250	9,293	106
GEN - UTILITIES-NATURAL GAS	20,622	14,583	17,695	107,873	72,917	100,593	-34,957
PREM FOR PUBLIC LIAB & PROPERTY DAMAGE	40,372	33,521	34,422	201,967	167,605	172,110	-34,362
PREM FOR EXCESS INSURANCE	6,661	10,565	8,317	33,413	52,825	41,586	19,412
GEN - PAYOUTS-DEDUCTIBLES	0	2,333	0	0	11,667	0	11,667
GEN - PROPERTY TAXES	0	333	0	4,326	1,667	2,412	-2,659
GEN - DUES & SUBSCRIPTIONS	7,480	6,667	4,623	42,571	33,333	43,131	-9,237
GEN - BAD DEBT EXPENSE	0	250	0	0	1,250	0	1,250
GEN - MISC ACCOUNT CORRECTIONS	50,653	0	-183,701	74,733	0	-183,701	-74,733
GEN - EMPLOYEE RELATIONS	0	0	0	0	0	-400	0
GEN - SAFETY	795	617	511	12,754	3,083	2,217	-9,671
GEN - FEES	2,038	3,750	2,982	10,011	18,750	16,983	8,739
GEN - FEES CREDIT CARD	1,434	2,000	1,479	11,351	10,000	7,060	-1,351
GEN - ADVERTISING COMMISSION	0	417	2,207	-2,238	2,083	6,329	4,321
GEN - ADVERTISING	0	667	-1,429	-13,392	3,333	-3,812	16,725
GEN - SALES TAX COLLECTION EXPENSE	14,431	16,667	13,064	77,479	83,333	72,500	5,854
GEN - POSTAGE	500	417	147	2,053	2,083	1,894	30
GEN - MISCELLANEOUS	25	379	0	25	1,896	0	1,871
GEN - CTE RFHCC	0	6,305	0	0	31,525	8,515	31,525
SUBGRANTEE - 5310 ENHANCED MOBILITY	5,773	46,036	0	260,470	230,180	54,838	-30,290
SUBGRANTEE - WAYNE COUNTY	0	0	0	12,028	0	10,146	-12,028
SUBGRANTEE - RESEARCH	69,528	87,598	24,091	170,788	437,990	112,998	267,202
GEN - LEASE & RENT	3,501	0	0	16,645	0	8,435	-16,645
TOTAL GENERAL EXPENSES	335,890	323,545	137,901	1,414,777	1,617,726	1,171,576	202,949
TOTAL EXPENSES	2,735,795	2,784,245	2,215,189	12,553,294	13,921,227	11,896,712	1,367,932
OPERATING INCOME (LOSS) EXCLUDING	-256,522	-1,348,120	-1,950,433	-3,822,477	-5,853,056	-5,194,258	-2,030,580

Date Printed 6/20/2023

Time Printed 1:59 PM



STARK AREA REGIONAL TRANSIT AUTHORITY
DETAILED INCOME STATEMENT
 For the Period Ending 5/31/2023

	<u>May 2023 Actual</u>	<u>May 2023 Budget</u>	<u>May 2022 Prior Yr Actual</u>	<u>Jan 23-May 23 Actual</u>	<u>Jan 23-May 23 Budget</u>	<u>Jan 22 - Dec 22 Prior Yr Actual</u>	<u>-over/under Budget</u>
PREVENTIVE MAINTENANCE GRANTS							
RESTRICTED REVENUE FROM CAPITAL GRANTS							
TOTAL LOCAL CASH GRANTS							
SCG - OPERATING	0	73,071	0	556,241	365,353	0	-190,888
STATE CAPITAL GRANTS	169,738	10,623	809,295	296,698	53,115	1,248,842	-243,583
TOTAL STATE GRANTS	169,738	83,694	809,295	852,940	418,468	1,248,842	-434,472
FG - 5310 ENHANCED MOBILITY	8,262	46,036	521	277,922	230,180	55,359	-47,742
FG - PLANNING	0	15,118	-97,197	87,811	75,590	100,996	-12,221
FCG - PREVENTIVE MAINTENANCE	0	139,591	65,971	0	697,953	226,362	697,953
FEDERAL GRANTS	769,023	1,013,679	2,485,495	3,229,058	5,068,395	5,481,666	1,839,337
FEDERAL GRANTS-OTHER	55,109	93,903	24,091	119,247	469,515	112,998	350,268
FEDERAL CAPITAL GRANTS	1,722,543	1,520,573	-9,075	2,863,329	7,602,866	1,193,400	4,739,537
TOTAL FEDERAL GRANTS	2,554,937	2,828,900	2,469,805	6,577,367	14,144,500	7,170,781	7,567,133
TOTAL GRANTS	2,724,675	2,912,594	3,279,100	7,430,307	14,562,968	8,419,623	7,132,661
DEPRECIATION & AMORTIZATION							
DEPRECIATION EXP-GRANTS	415,144	250,000	323,897	2,087,931	1,250,000	1,617,973	-837,931
DEPRECIATION EXP-LOCAL MATCH	62,087	37,500	48,221	312,259	187,500	240,880	-124,759
GENERAL AMORTIZATION	2,280	20,833	786	11,402	104,167	3,929	92,765
TOTAL DEPRECIATION & AMORTIZATION	479,511	308,333	372,904	2,411,591	1,541,667	1,862,782	-869,925
GAIN/LOSS ON DISPOSAL	0	5,000	0	49,788	25,000	0	-24,788
GEN - SETTLEMENTS/LOSSES	2,024	0	207,183	-55,966	0	207,183	55,966
TOTAL GAIN/LOSS ON DISPOSAL OF ASSETS	2,024	5,000	207,183	-6,178	25,000	207,183	31,178
NET INCOME AFTER DEPRECIATION,AMORTIZATION...	1,986,619	1,251,140	748,580	1,202,417	7,143,245	1,155,400	5,940,828



Stark Area Regional Transit Authority
Summary Income Statement
For the Five Months Ending Wednesday, May 31, 2023

	2023	2022
TOTAL FARES	640,443	503,922
TOTAL PROGRAM INCOME	16,745	30,494
TOTAL AUX TRANS REVENUE	16	24
TOTAL INTEREST & DISCOUNT REVENUE	51,743	12,145
TOTAL NON-TRANSPORTATION REVENUE	587,006	76,332
<u>TOTAL SALES TAX REVENUE</u>	<u>7,434,865</u>	<u>6,079,537</u>
TOTAL REVENUES	8,730,818	6,702,454
TOTAL WAGES	5,599,204	4,948,363
TOTAL HEALTH	1,063,366	1,693,859
TOTAL PERS & BENEFITS	1,687,114	1,699,269
PROFESSIONAL SERVICES - LEGAL	191,033	176,025
PROFESSIONAL SERVICES - OTHER	234,533	549,095
MATERIALS	1,134,980	843,641
SUPPLIES	344,919	505,945
FUEL	687,425	602,535
UTILITIES	320,785	291,878
CASUALTY & LIABILITY INSURANCE	266,232	251,064
FUEL TAX	14,939	20,208
DUES & SUBSCRIPTIONS	62,761	68,604
ADVERTISING	167,502	84,955
TRAINING	58,743	44,655
LEGAL ADS	4,296	1,752
EXPENDABLE ASSETS	43,104	6,811
TUITION REIMBURSEMENT	5,250	0
WELLNESS	6,225	4,101
SECURITY/SAFETY	116,886	85,361
LEASES & RENTS	16,645	8,435
EMPLOYEE RELATIONS	5,008	4,950
BOARD	0	0
GENERAL EXPENSES	79,059	-181,288
<u>SUBGRANTEE</u>	<u>443,286</u>	<u>186,496</u>
TOTAL EXPENSES	12,553,294	11,896,712
OPERATING INCOME (LOSS) EXCLUDING	-3,822,477	-5,194,258
TOTAL STATE GRANTS	852,940	1,248,842
<u>TOTAL FEDERAL GRANTS</u>	<u>6,577,367</u>	<u>7,170,781</u>
TOTAL GRANTS	7,430,307	8,419,623
TOTAL DEPRECIATION & AMORTIZATION	2,411,591	1,862,782
TOTAL GAIN/LOSS ON DISPOSAL OF ASSETS	-6,178	207,183
NET INCOME AFTER DEPRECIATION,AMORTIZATION & DISPOSALS	1,202,417	1,155,400



CHECKS BY VENDOR - MAY 2023

Document Date	Document Number	Vendor Name	Vendor ID	Document Amount	Voided
5/24/2023	095333	AEP OHIO	AEPO001	\$ 31,638.15	No
5/10/2023	095321	AKRON MUNICIPAL COURT	AKRO005	\$ 150.00	No
5/24/2023	095334	AKRON MUNICIPAL COURT	AKRO005	\$ 150.00	No
5/10/2023	095322	ALLIANCE WATER UTILITY	ALLI004	\$ 227.22	No
5/24/2023	095335	AMAZON	AMAZ001	\$ 954.78	No
5/10/2023	095323	AT&T 5011	ATT5011	\$ 2,453.30	No
5/31/2023	095355	AT&T 5011	ATT5011	\$ 2,453.30	No
5/10/2023	095324	AT&T - 5019	ATT9011	\$ 3,945.63	No
5/31/2023	095356	AT&T - 5019	ATT9011	\$ 3,603.14	No
5/31/2023	095357	BAKER MEDIA GROUP LLC	BAKE002	\$ 990.00	No
5/31/2023	095358	BALLARD POWER SYSTEMS INC	BALL002	\$ 675.00	No
5/10/2023	095325	CANTON CITY UTILITIES	CANT011	\$ 2,101.44	No
5/10/2023	095326	CANTON MUNICIPAL COURT	CANT020	\$ 856.92	No
5/24/2023	095336	CANTON MUNICIPAL COURT	CANT020	\$ 858.74	No
5/24/2023	095353	CASH	CASH001	\$ 165.90	No
5/24/2023	095337	CFIS GROUP	CFIS001	\$ 1,292.20	No
5/31/2023	095366	CHILD AND ADOLESCENT BEHAVIORAL HEA	CHIL004	\$ 1,000.00	No
5/31/2023	095359	CITY OF CANTON	CITY001	\$ 50.00	No
5/31/2023	095360	COLUMBIA GAS OF OHIO	COLU001	\$ 79.13	No
5/24/2023	095338	CUMMINS SALES AND SERVICE	CUMM002	\$ 5,917.84	No
5/31/2023	095361	CUMMINS SALES AND SERVICE	CUMM002	\$ 2,543.91	No
5/24/2023	095339	DOMINION EAST OHIO	DOMI001	\$ 10,955.00	No
5/10/2023	095327	ENVIRONMENTS 4 BUSINESS	ENVI006	\$ 5,594.91	No
5/24/2023	095340	FED EX	FEDE001	\$ 199.63	No
5/24/2023	095341	IBI GROUP	IBIG001	\$ 21,133.64	No
5/10/2023	095328	INTERSTATE GAS SUPPLY INC	IGS001	\$ 50,137.59	No
5/24/2023	095342	INTERSTATE GAS SUPPLY INC	IGS001	\$ 43,051.20	No
5/24/2023	095343	KIMBLE	JJRE001	\$ 457.00	No
5/24/2023	095344	LEGAL SHIELD	LEGA003	\$ 608.04	No
5/24/2023	095345	LIBERTY FORD	LIBE003	\$ 296.13	No
5/31/2023	095362	MILLS JAMES INC	MILL010	\$ 1,410.00	No
5/24/2023	095346	OHIO DEPT OF JOB AND FAML	OHIO009	\$ 3,480.08	No

5/24/2023	095347	OHIO EDISON	OHIO011	\$	419.45	No
5/31/2023	095363	OHIO EDISON	OHIO011	\$	344.69	No
5/10/2023	095329	PROGRESSIVE CHEVROLET	PROG002	\$	4,871.36	No
5/24/2023	095348	PROGRESSIVE CHEVROLET	PROG002	\$	1,284.44	No
5/31/2023	095364	PROGRESSIVE CHEVROLET	PROG002	\$	348.63	No
5/24/2023	095349	PROGRESSIVE CHRYSLER JEEP DODGE INC	PROG003	\$	169.88	No
5/10/2023	095330	Martin Schweikle	SCHW001	\$	25.00	No
5/24/2023	095350	STANDARD INS CO	STAN005	\$	1,709.50	No
5/10/2023	095331	STARK COUNTY SANITARY ENGINEERING	STAR034	\$	326.70	No
5/10/2023	095332	STATE OF OHIO UST FUND	STAT004	\$	1,050.00	No
5/25/2023	095354	VENDRICK CONSTRUCTION INC	VEND002	\$	982,010.31	No
5/24/2023	095351	VERIZON WIRELESS	VERI001	\$	2,814.73	No
5/24/2023	095352	YMCA OF CENTRAL STARK COUNTY	YMCA003	\$	15.00	No
5/31/2023	095365	YWCA OF CANTON	YWCA001	\$	500.00	No

END OF REPORT



CHECKS BY DATE - MAY 2023

Document Date	Document Number	Vendor Name	Vendor ID	Document Amount	Voided
5/10/2023	095321	AKRON MUNICIPAL COURT	AKRO005	\$ 150.00	No
5/10/2023	095322	ALLIANCE WATER UTILITY	ALLI004	\$ 227.22	No
5/10/2023	095323	AT&T 5011	ATT5011	\$ 2,453.30	No
5/10/2023	095324	AT&T - 5019	ATT9011	\$ 3,945.63	No
5/10/2023	095325	CANTON CITY UTILITIES	CANT011	\$ 2,101.44	No
5/10/2023	095326	CANTON MUNICIPAL COURT	CANT020	\$ 856.92	No
5/10/2023	095327	ENVIRONMENTS 4 BUSINESS	ENVI006	\$ 5,594.91	No
5/10/2023	095328	INTERSTATE GAS SUPPLY INC	IGS001	\$ 50,137.59	No
5/10/2023	095329	PROGRESSIVE CHEVROLET	PROG002	\$ 4,871.36	No
5/10/2023	095330	Martin Schweikle	SCHW001	\$ 25.00	No
5/10/2023	095331	STARK COUNTY SANITARY ENGINEERING	STAR034	\$ 326.70	No
5/10/2023	095332	STATE OF OHIO UST FUND	STAT004	\$ 1,050.00	No
5/24/2023	095333	AEP OHIO	AEPO001	\$ 31,638.15	No
5/24/2023	095334	AKRON MUNICIPAL COURT	AKRO005	\$ 150.00	No
5/24/2023	095335	AMAZON	AMAZ001	\$ 954.78	No
5/24/2023	095336	CANTON MUNICIPAL COURT	CANT020	\$ 858.74	No
5/24/2023	095353	CASH	CASH001	\$ 165.90	No
5/24/2023	095337	CFIS GROUP	CFIS001	\$ 1,292.20	No
5/24/2023	095338	CUMMINS SALES AND SERVICE	CUMM002	\$ 5,917.84	No
5/24/2023	095339	DOMINION EAST OHIO	DOMI001	\$ 10,955.00	No
5/24/2023	095340	FED EX	FEDE001	\$ 199.63	No
5/24/2023	095341	IBI GROUP	IBIG001	\$ 21,133.64	No
5/24/2023	095342	INTERSTATE GAS SUPPLY INC	IGS001	\$ 43,051.20	No
5/24/2023	095343	KIMBLE	JJRE001	\$ 457.00	No
5/24/2023	095344	LEGAL SHIELD	LEGA003	\$ 608.04	No
5/24/2023	095345	LIBERTY FORD	LIBE003	\$ 296.13	No
5/24/2023	095346	OHIO DEPT OF JOB AND FAML	OHIO009	\$ 3,480.08	No
5/24/2023	095347	OHIO EDISON	OHIO011	\$ 419.45	No
5/24/2023	095348	PROGRESSIVE CHEVROLET	PROG002	\$ 1,284.44	No
5/24/2023	095349	PROGRESSIVE CHRYSLER JEEP DODGE INC	PROG003	\$ 169.88	No
5/24/2023	095350	STANDARD INS CO	STAN005	\$ 1,709.50	No
5/24/2023	095351	VERIZON WIRELESS	VERI001	\$ 2,814.73	No

5/24/2023	095352	YMCA OF CENTRAL STARK COUNTY	YMCA003	\$	15.00	No
5/25/2023	095354	VENDRICK CONSTRUCTION INC	VEND002	\$	982,010.31	No
5/31/2023	095355	AT&T 5011	ATT5011	\$	2,453.30	No
5/31/2023	095356	AT&T - 5019	ATT9011	\$	3,603.14	No
5/31/2023	095357	BAKER MEDIA GROUP LLC	BAKE002	\$	990.00	No
5/31/2023	095358	BALLARD POWER SYSTEMS INC	BALL002	\$	675.00	No
5/31/2023	095366	CHILD AND ADOLESCENT BEHAVIORAL HEA	CHIL004	\$	1,000.00	No
5/31/2023	095359	CITY OF CANTON	CITY001	\$	50.00	No
5/31/2023	095360	COLUMBIA GAS OF OHIO	COLU001	\$	79.13	No
5/31/2023	095361	CUMMINS SALES AND SERVICE	CUMM002	\$	2,543.91	No
5/31/2023	095362	MILLS JAMES INC	MILL010	\$	1,410.00	No
5/31/2023	095363	OHIO EDISON	OHIO011	\$	344.69	No
5/31/2023	095364	PROGRESSIVE CHEVROLET	PROG002	\$	348.63	No
5/31/2023	095365	YWCA OF CANTON	YWCA001	\$	500.00	No

END OF REPORT



ELECTRONIC PAYMENTS - MAY 2023

Document Date	Vendor ID	Vendor Name	Document Number	Document Amount	Voided
5/2/2023	TREA003	TREASURER OF STATE OF OHIO	000112051	\$ 82.00	No
5/12/2023	CANT008	CANTON CITY INCOME TAX	000112200	\$ 12,598.13	No
5/12/2023	IRSA002	INTERNAL REVENUE SERVICE	000112201	\$ 61,891.22	No
5/12/2023	OHIO010	OHIO DEPT OF TAXATION	000112202	\$ 12,832.47	No
5/12/2023	OHIO017	OHIO PUBLIC EMPLOYEES	000112421	\$ 11,477.00	No
5/13/2023	COLO001	COLONIAL SUPPLEMENTAL INSURANCE	000112419	\$ 1,330.92	No
5/13/2023	OHIO007	OHIO CSPC	000112417	\$ 4,257.45	No
5/15/2023	AFLA001	AFLAC	000112415	\$ 5,449.70	No
5/17/2023	HUNT004	HUNTINGTON BANK - EA1W18	000112414	\$ 62,604.98	No
5/18/2023	CDA001	CONSUMER DRIVEN ADMINISTRATORS LLC	000112410	\$ 430.00	No
5/23/2023	AMER022	AMERICAN HERITAGE LIFE INS CO	000112416	\$ 844.44	No
5/24/2023	HEAL004	HEALTH TP OF OHIO	000112411	\$ 400,000.00	No
5/26/2023	CANA004	CANAL FULTON TAX	000112580	\$ 90.44	No
5/26/2023	CANT008	CANTON CITY INCOME TAX	000112576	\$ 12,563.03	No
5/26/2023	COLO001	COLONIAL SUPPLEMENTAL INSURANCE	000112420	\$ 1,328.01	No
5/26/2023	DALT001	DALTON TAX	000112579	\$ 35.64	No
5/26/2023	IRSA002	INTERNAL REVENUE SERVICE	000112577	\$ 61,198.18	No
5/26/2023	OHIO007	OHIO CSPC	000112418	\$ 4,462.22	No
5/26/2023	OHIO010	OHIO DEPT OF TAXATION	000112578	\$ 12,742.21	No
5/26/2023	OHIO017	OHIO PUBLIC EMPLOYEES	000112422	\$ 11,567.00	No
5/26/2023	SEBR001	SEBRING TAX	000112581	\$ 93.39	No
5/30/2023	PERS001	OPERS	000112408	\$ 248,192.53	No
5/30/2023	PERS001	OPERS	000112409	\$ 4,578.24	No

END OF REPORT



EFT PAYMENTS - MAY 2023

Document Date	Document Number	Vendor Name	Vendor ID	Document Type	Document Amount	Voided
5/10/2023	EFT000000006672	AFSCME	AFSC001	Payment	\$ 4,022.30	No
5/10/2023	EFT000000006673	AIR PRODUCTS AND CHEMICALS INC	AIRP002	Payment	\$ 10,139.96	No
5/10/2023	EFT000000006674	AMERICAN FOOD & VENDING	AMER029	Payment	\$ 673.35	No
5/10/2023	EFT000000006675	APO PUMPS AND COMPRESSORS INC	APOP001	Payment	\$ 1,762.07	No
5/10/2023	EFT000000006676	AUTOMOTIVE DISTRIBUTORS WAREHOUSE	AUTO009	Payment	\$ 1,385.92	No
5/10/2023	EFT000000006677	RICHARD L. BOWEN & ASSOCIATES	BOWE002	Payment	\$ 59,489.81	No
5/10/2023	EFT000000006678	BRINKS INC.	BRIN001	Payment	\$ 1,708.00	No
5/10/2023	EFT000000006679	BRUSKE PRODUCTS	BRUS001	Payment	\$ 663.61	No
5/10/2023	EFT000000006680	CALSTART	CALS001	Payment	\$ 20,247.46	No
5/10/2023	EFT000000006681	CANTON PEST CONTROL	CANT023	Payment	\$ 90.00	No
5/10/2023	EFT000000006682	CANTON POLICE PATROLMENS	CANT026	Payment	\$ 5,456.25	No
5/10/2023	EFT000000006683	CANTON TOWING	CANT059	Payment	\$ 2,293.50	No
5/10/2023	EFT000000006684	CHW ADVISORS	CHWA001	Payment	\$ 10,000.00	No
5/10/2023	EFT000000006685	CINTAS	CINT001	Payment	\$ 2,439.37	No
5/10/2023	EFT000000006686	CLEAN ENERGY	CLEA005	Payment	\$ 1,572.92	No
5/10/2023	EFT000000006687	CLEVELAND STATE UNIVERSITY	CLEV004	Payment	\$ 5,723.59	No
5/10/2023	EFT000000006688	CITIZENS FOR SARTA	COMM001	Payment	\$ 229.00	No
5/10/2023	EFT000000006689	COMMUNITY ACTION WAYNE MEDINA	COMM011	Payment	\$ 966.44	No
5/10/2023	EFT000000006690	COPELY OHIO NEWSPAPERS	COPL001	Payment	\$ 3,318.76	No
5/10/2023	EFT000000006691	CORNERSTONE INFORMATION ASSURANCE LTD	CORN004	Payment	\$ 375.00	No
5/10/2023	EFT000000006692	CULLIGAN OF CANTON	CULL001	Payment	\$ 37.95	No
5/10/2023	EFT000000006693	DE LAGE LANDEN FINANCIAL SEVICES INC	DELA001	Payment	\$ 604.44	No
5/10/2023	EFT000000006694	DELL MARKETING L.P.	DELL001	Payment	\$ 4,721.00	No
5/10/2023	EFT000000006695	QUEST SOFTWARE INC	DELL002	Payment	\$ 754.56	No
5/10/2023	EFT000000006696	DON SMITH AUTO PARTS	DONS001	Payment	\$ 218.13	No
5/10/2023	EFT000000006697	D & W DIESEL INC	DWDI001	Payment	\$ 530.28	No
5/10/2023	EFT000000006698	EMPLOYER HCS	EHCS001	Payment	\$ 11,859.88	No
5/10/2023	EFT000000006699	MONNA FRANKOVITS	FRAN005	Payment	\$ 1,622.25	No
5/10/2023	EFT000000006731	GILLIG LLC	GILL001	Payment	\$ 3,630.79	No
5/10/2023	EFT000000006700	THE GLASS STATION	GLAS001	Payment	\$ 1,750.00	No
5/10/2023	EFT000000006701	GOODYEAR TIRE AND RUBBER	GOOD001	Payment	\$ 16,743.52	No
5/10/2023	EFT000000006702	HEAVY LIFT SYSTEMS INC.	HEAV001	Payment	\$ 1,482.00	No
5/10/2023	EFT000000006703	MARK D HENNING	HENN002	Payment	\$ 2,275.00	No
5/10/2023	EFT000000006704	INDEPENDENT ELEVATOR CO.	INDE005	Payment	\$ 193.00	No
5/10/2023	EFT000000006705	KWGD	KRUG001	Payment	\$ 42,650.75	No
5/10/2023	EFT000000006706	MAGIC GARAGE DOOR INC	MAGI001	Payment	\$ 560.00	No
5/10/2023	EFT000000006707	METRO CLEVELAND SECURITY INC	METR006	Payment	\$ 3,735.00	No
5/10/2023	EFT000000006708	MOHAWK MFG. & SUPPLY CO.	MOHA001	Payment	\$ 643.87	No
5/10/2023	EFT000000006709	MSC INDUSTRIAL SUPPLY CO	MSCI001	Payment	\$ 406.00	No
5/10/2023	EFT000000006710	MUNCIE RECLAMATION & SPLY	MUNC001	Payment	\$ 2,978.02	No
5/10/2023	EFT000000006735	NEORIDE	NEOR001	Payment	\$ 1,500.00	No
5/10/2023	EFT000000006711	AIRGAS USA LLC	OHIO003	Payment	\$ 613.77	No
5/10/2023	EFT000000006712	PEOPLE	PEOP001	Payment	\$ 13.70	No
5/10/2023	EFT000000006713	PORTS PETROLEUM CO. INC.	PORT002	Payment	\$ 1,682.44	No
5/10/2023	EFT000000006732	REDMONDS PARTS & SUPPY INC.	REDM001	Payment	\$ 3,819.02	No
5/10/2023	EFT000000006714	SAFETY-KLEEN	SAFE001	Payment	\$ 63.46	No

5/10/2023	EFT000000006715	SILCO	SILC001	Payment	\$	927.00	No	
5/10/2023	EFT000000006716	STALEY TECH INC	STAL001	Payment	\$	215.00	No	
5/10/2023	EFT000000006717	STANDARD PLUMBING AND HEAT	STAN001	Payment	\$	34,070.52	No	
5/10/2023	EFT000000006733	STANLEY MILLER CONSTRUCT	STAN002	Payment	\$	902,478.59	No	
5/10/2023	EFT000000006718	STARK COUNTY SHERRIFF'S OFFICE	STAR040	Payment	\$	1,000.00	No	
5/10/2023	EFT000000006719	TESCO	TESC001	Payment	\$	6,469.65	No	
5/10/2023	EFT000000006734	TESCO	TESC001	Payment	\$	659,512.00	No	
5/10/2023	EFT000000006720	THOMAS ENERGY CONSULTING	THOM014	Payment	\$	9,852.13	No	
5/10/2023	EFT000000006721	UPS FREIGHT	UPSF001	Payment	\$	16.91	No	
5/10/2023	EFT000000006722	VESCO OIL	VESC001	Payment	\$	2,865.90	No	
5/10/2023	EFT000000006723	LATRICE VIROLA	VIRO001	Payment	\$	78.99	No	Travel
5/10/2023	EFT000000006724	THE WORKSHOPS INC.	WORK002	Payment	\$	1,949.87	No	
5/10/2023	EFT000000006725	WORK HEALTH & SAFETY SERVICES	WORK003	Payment	\$	3,395.00	No	
5/10/2023	EFT000000006726	WORKMAN'S NAPA AUTO PARTS	WORK006	Payment	\$	269.97	No	
5/10/2023	EFT000000006727	WSP USA (PARSONS BRINCKERHOFF)	WSP001	Payment	\$	3,086.60	No	
5/10/2023	EFT000000006728	W.W. GRAINGER INC.	WWGR001	Payment	\$	2,255.58	No	
5/10/2023	EFT000000006729	YMCA OF CENTRAL STARK COUNTY	YMCA003	Payment	\$	2,404.23	No	
5/10/2023	EFT000000006730	ZIEGLER TIRE	ZIEG001	Payment	\$	349.92	No	
5/17/2023	EFT000000006736	AIR PRODUCTS AND CHEMICALS INC	AIRP002	Payment	\$	18,724.06	No	
5/17/2023	EFT000000006737	AMERICAN FOOD & VENDING	AMER029	Payment	\$	93.30	No	
5/17/2023	EFT000000006738	AUTOMOTIVE DISTRIBUTORS WAREHOUSE	AUTO009	Payment	\$	1,200.42	No	
5/17/2023	EFT000000006739	CALSTART	CALS001	Payment	\$	10,000.00	No	
5/17/2023	EFT000000006740	CANTON PEST CONTROL	CANT023	Payment	\$	47.00	No	
5/17/2023	EFT000000006741	CANTON TOWING	CANT059	Payment	\$	1,215.00	No	
5/17/2023	EFT000000006742	CINTAS	CINT001	Payment	\$	420.56	No	
5/17/2023	EFT000000006743	CLEAN ENERGY	CLEA005	Payment	\$	21,662.48	No	
5/17/2023	EFT000000006744	KIRT CONRAD	CONR001	Payment	\$	625.04	No	Travel
5/17/2023	EFT000000006745	COPLEY OHIO NEWSPAPERS	COPL001	Payment	\$	354.40	No	
5/17/2023	EFT000000006746	CREATIVE BUS SALES	CREA003	Payment	\$	816.15	No	
5/17/2023	EFT000000006747	CROSS TRUCK	CROS001	Payment	\$	187.33	No	
5/17/2023	EFT000000006748	DE LAGE LANDEN FINANCIAL SEVICES INC	DELA001	Payment	\$	239.00	No	
5/17/2023	EFT000000006749	DON SMITH AUTO PARTS	DONS001	Payment	\$	260.96	No	
5/17/2023	EFT000000006750	GENFARE A DIVISION OF SPX CORP	GFI 001	Payment	\$	144.10	No	
5/17/2023	EFT000000006751	GILLIG LLC	GILL001	Payment	\$	9,290.67	No	
5/17/2023	EFT000000006752	GLADIUEX ENEGY	GLAD001	Payment	\$	26,395.70	No	
5/17/2023	EFT000000006753	THE GLASS STATION	GLAS001	Payment	\$	400.00	No	
5/17/2023	EFT000000006754	HERBS TRANSMISSION	HERB002	Payment	\$	4,400.00	No	
5/17/2023	EFT000000006755	J. P. BOYLAN CO. & SONS	JPBO001	Payment	\$	300.00	No	
5/17/2023	EFT000000006756	KRONOS SAASHR INC	KRON001	Payment	\$	55.95	No	
5/17/2023	EFT000000006757	KWGD	KRUG001	Payment	\$	120.00	No	
5/17/2023	EFT000000006758	CODY LAUTZENHEISER	LAUT001	Payment	\$	389.00	No	
5/17/2023	EFT000000006759	MAGIC GARAGE DOOR INC	MAGI001	Payment	\$	365.00	No	
5/17/2023	EFT000000006760	M CONLEY	MCON001	Payment	\$	1,734.80	No	
5/17/2023	EFT000000006761	MOHAWK MFG. & SUPPLY CO.	MOHA001	Payment	\$	3,427.07	No	
5/17/2023	EFT000000006762	MUNCIE RECLAMATION & SPLY	MUNC001	Payment	\$	243.68	No	
5/17/2023	EFT000000006763	OHIO AFSCME CAREPLAN	OHIO002	Payment	\$	11,474.75	No	
5/17/2023	EFT000000006764	Quality IP LLC	QUAL006	Payment	\$	3,120.00	Yes	Wrong ACH Information
5/17/2023	EFT000000006773	REDMONDS PARTS & SUPPY INC.	REDM001	Payment	\$	745.94	No	
5/17/2023	EFT000000006765	J DAVID RESS	RESS001	Payment	\$	498.00	No	
5/17/2023	EFT000000006766	SILCO	SILC001	Payment	\$	114.50	No	
5/17/2023	EFT000000006767	STANDARD PLUMBING AND HEAT	STAN001	Payment	\$	1,761.77	No	
5/17/2023	EFT000000006768	TTX INC TELETRONICS SERVICES	TELE001	Payment	\$	234.38	No	
5/17/2023	EFT000000006769	TRAVELHOST OF AKRON CANTON	TRAV004	Payment	\$	475.00	No	
5/17/2023	EFT000000006770	UPS FREIGHT	UPSF001	Payment	\$	19.20	No	

5/17/2023	EFT000000006771	VESCO OIL	VESCO01	Payment	\$	1,062.40	No	
5/17/2023	EFT000000006772	W.W. GRAINGER INC.	WWGR001	Payment	\$	317.94	No	
5/24/2023	EFT000000006774	ABCD INC.	ABCD001	Payment	\$	5,773.17	No	
5/24/2023	EFT000000006775	AFSCME	AFSC001	Payment	\$	4,022.30	No	
5/24/2023	EFT000000006776	AMERICAN FOOD & VENDING	AMER029	Payment	\$	115.00	No	
5/24/2023	EFT000000006777	AUTOMOTIVE DISTRIBUTORS WAREHOUSE	AUTO009	Payment	\$	1,117.56	No	
5/24/2023	EFT000000006778	BUCKEYE POWER SALES	BUCK006	Payment	\$	641.00	No	
5/24/2023	EFT000000006779	CANTON PEST CONTROL	CANT023	Payment	\$	45.00	No	
5/24/2023	EFT000000006780	CANTON POLICE PATROLMENS	CANT026	Payment	\$	4,736.25	No	
5/24/2023	EFT000000006781	CANTON TOWING	CANT059	Payment	\$	695.00	No	
5/24/2023	EFT000000006782	CHAPANARS AAA KEY & LOCK	CHAP003	Payment	\$	600.00	No	
5/24/2023	EFT000000006783	CINTAS	CINT001	Payment	\$	9,210.11	No	
5/24/2023	EFT000000006784	CITIZENS FOR SARTA	COMM001	Payment	\$	229.00	No	
5/24/2023	EFT000000006785	COPLEY OHIO NEWSPAPERS	COPL001	Payment	\$	2,243.00	No	
5/24/2023	EFT000000006786	DON SMITH AUTO PARTS	DONS001	Payment	\$	5,678.59	No	
5/24/2023	EFT000000006813	D & W DIESEL INC	DWDI001	Payment	\$	2,170.96	No	
5/24/2023	EFT000000006787	FINGER LAKES SYSTEM CHEMSITRY	FING001	Payment	\$	662.40	No	
5/24/2023	EFT000000006788	GENFARE A DIVISION OF SPX CORP	GFI 001	Payment	\$	427.26	No	
5/24/2023	EFT000000006789	GILLIG LLC	GILL001	Payment	\$	1,708.91	No	
5/24/2023	EFT000000006790	THE GLASS STATION	GLAS001	Payment	\$	1,800.25	No	
5/24/2023	EFT000000006791	GRAPHIC ENTERPRISES INC	GRAP001	Payment	\$	527.67	No	
5/24/2023	EFT000000006792	MICHELLE HARRISON	HARR007	Payment	\$	38.02	No	Uniform Refund
5/24/2023	EFT000000006793	INNIS MAGGIORE GROUP INC	INNI001	Payment	\$	10,630.89	No	
5/24/2023	EFT000000006794	JOHNNY ON THE SPOT LLC	JOHN009	Payment	\$	230.79	No	
5/24/2023	EFT000000006795	J. P. BOYLAN CO. & SONS	JPBO001	Payment	\$	200.00	No	
5/24/2023	EFT000000006796	MASSILLON CHAMBER OF COMM	MASS002	Payment	\$	148.50	No	
5/24/2023	EFT000000006797	MCMMASTER - CARR	MCMA001	Payment	\$	13.28	No	
5/24/2023	EFT000000006798	M CONLEY	MCON001	Payment	\$	215.35	No	
5/24/2023	EFT000000006799	METRO CLEVELAND SECURITY INC	METR006	Payment	\$	4,702.50	No	
5/24/2023	EFT000000006800	MOHAWK MFG. & SUPPLY CO.	MOHA001	Payment	\$	3,855.00	No	
5/24/2023	EFT000000006801	MSC INDUSTRIAL SUPPLY CO	MSCI001	Payment	\$	49.80	No	
5/24/2023	EFT000000006802	OMNIPRO	OMNI003	Payment	\$	43,613.00	No	
5/24/2023	EFT000000006803	PEOPLE	PEOP001	Payment	\$	13.70	No	
5/24/2023	EFT000000006804	PORTS PETROLEUM CO. INC.	PORT002	Payment	\$	529.78	No	
5/24/2023	EFT000000006805	Quality IP LLC	QUAL006	Payment	\$	3,120.00	No	
5/24/2023	EFT000000006814	REDMONDS PARTS & SUPPY INC.	REDM001	Payment	\$	1,202.65	No	
5/24/2023	EFT000000006806	WILLIAMS SCOTSMAN INC	SCOT002	Payment	\$	3,501.30	No	
5/24/2023	EFT000000006807	SILCO	SILC001	Payment	\$	79.50	No	
5/24/2023	EFT000000006808	TESCO	TESC001	Payment	\$	1,104.45	No	
5/24/2023	EFT000000006809	UPS FREIGHT	UPSF001	Payment	\$	30.77	No	
5/24/2023	EFT000000006810	US SAFETYGEAR INC	USSA001	Payment	\$	580.00	No	
5/24/2023	EFT000000006811	LATRICE VIROLA	VIRO001	Payment	\$	2,567.65	No	Travel
5/24/2023	EFT000000006812	W.W. GRAINGER INC.	WWGR001	Payment	\$	277.05	No	
5/25/2023	EFT000000006815	NEORIDE	NEOR001	Payment	\$	1,921.08	No	
5/31/2023	EFT000000006816	AIR PRODUCTS AND CHEMICALS INC	AIRP002	Payment	\$	18,925.62	No	
5/31/2023	EFT000000006817	AMERICAN FOOD & VENDING	AMER029	Payment	\$	199.95	No	
5/31/2023	EFT000000006818	JENNA ANDERSON	ANDE002	Payment	\$	73.95	No	Travel
5/31/2023	EFT000000006819	APTA AMER PUB TRANS ASSOC	APTA001	Payment	\$	26,000.00	No	
5/31/2023	EFT000000006820	AUTOMOTIVE DISTRIBUTORS WAREHOUSE	AUTO009	Payment	\$	2,757.78	No	
5/31/2023	EFT000000006821	KEVIN BAKER	BAKE001	Payment	\$	138.00	No	Per Diem
5/31/2023	EFT000000006822	CANTON PEST CONTROL	CANT023	Payment	\$	45.00	No	
5/31/2023	EFT000000006823	CANTON TOWING	CANT059	Payment	\$	1,225.00	No	
5/31/2023	EFT000000006824	CINTAS	CINT001	Payment	\$	717.98	No	
5/31/2023	EFT000000006825	CLEVELAND STATE UNIVERSITY	CLEV004	Payment	\$	1,244.28	No	

5/31/2023	EFT000000006826	KIRT CONRAD	CONR001	Payment	\$	355.61	No	Travel & Per Diem
5/31/2023	EFT000000006827	DON SMITH AUTO PARTS	DONS001	Payment	\$	315.88	No	
5/31/2023	EFT000000006828	ELDORADO NATIONAL - CALIFORNIA	ELDO001	Payment	\$	2,665.34	No	
5/31/2023	EFT000000006829	MARK FINNICUM	FINN001	Payment	\$	138.00	No	Per Diem
5/31/2023	EFT000000006830	GILLIG LLC	GILL001	Payment	\$	1,781.14	No	
5/31/2023	EFT000000006831	THE GLASS STATION	GLAS001	Payment	\$	1,205.25	No	
5/31/2023	EFT000000006832	GOODYEAR TIRE AND RUBBER	GOOD001	Payment	\$	20.00	No	
5/31/2023	EFT000000006833	J. P. BOYLAN CO. & SONS	JPBO001	Payment	\$	180.00	No	
5/31/2023	EFT000000006834	MCMASTER - CARR	MCMA001	Payment	\$	67.75	No	
5/31/2023	EFT000000006835	MEDICAID BILLING SOLUTIONS INC	MEDI004	Payment	\$	417.48	No	
5/31/2023	EFT000000006836	MOHAWK MFG. & SUPPLY CO.	MOHA001	Payment	\$	49.28	No	
5/31/2023	EFT000000006837	MUNCIE RECLAMATION & SPLY	MUNC001	Payment	\$	478.82	No	
5/31/2023	EFT000000006838	PRINTING CONCEPTS INC	PRIN004	Payment	\$	2,265.00	No	
5/31/2023	EFT000000006839	PROFORMA 3RD DEGREE MARKETING	PROF004	Payment	\$	453.90	No	
5/31/2023	EFT000000006840	RALPH C. WILLIAMS INC	RALP001	Payment	\$	62.00	No	
5/31/2023	EFT000000006841	REDMONDS PARTS & SUPPY INC.	REDM001	Payment	\$	146.49	No	
5/31/2023	EFT000000006842	SILCO	SILC001	Payment	\$	880.75	No	
5/31/2023	EFT000000006843	SPEEDIE	SPEE001	Payment	\$	250.00	No	
5/31/2023	EFT000000006844	STANDARD PLUMBING AND HEAT	STAN001	Payment	\$	555.00	No	
5/31/2023	EFT000000006845	STAPLES ADVANTAGE	STAP001	Payment	\$	179.81	No	
5/31/2023	EFT000000006846	TESCO	TESC001	Payment	\$	1,877.81	No	
5/31/2023	EFT000000006847	UPS FREIGHT	UPSF001	Payment	\$	67.03	No	

END OF REPORT



Project Type	Type	Project Name	Item Number	Grant Number	Federal Share	Year of Allocation	Amended Amount	Draw Amounts	Funding Balance	PO's not Drawn	Balance after PO's
BUSES	FEDERAL	FY18 OTPPP <30' Hydro Buses	30' HYD BUS OTP	OH-2018-017-00	80%	2018	\$ 610,022.00	\$ (610,022.00)	\$ -	\$ -	\$ -
PM	FEDERAL	FY18 OTPPP PM		OH-2018-017-00	80%	2018	\$ 1,326,805.00	\$ (1,326,805.00)	\$ -	\$ -	\$ -
IT	FEDERAL	FY18 OTPPP Fareboxes	18 OTP3 FAREBOX	OH-2018-017-00	80%	2018	\$ 1,763,428.00	\$ (1,763,428.00)	\$ -	\$ -	\$ -
							\$ 3,700,255.00	\$ (3,700,255.00)	\$ -	\$ -	\$ -
5310	FEDERAL	FY18 5310 SARTA Admin		OH-2018-030-00	100%	2018	\$ 29,811.00	\$ (16,747.00)	\$ 8,983.00	\$ -	\$ 8,983.00
5310	FEDERAL	FY18 5310 SCATS Admin		OH-2018-030-00	100%	2018	\$ -	\$ -	\$ -	\$ -	\$ -
5310	FEDERAL	FY18 5310 Mercy Op		OH-2018-030-00	50%	2018	\$ 33,197.00	\$ (37,278.00)	\$ -	\$ -	\$ -
5310	FEDERAL	FY18 5310 ABCD Op		OH-2018-030-00	50%	2018	\$ 51,564.00	\$ (51,564.00)	\$ -	\$ -	\$ -
5310	FEDERAL	FY18 5310 ABCD Cap		OH-2018-030-00	80%	2018	\$ 63,950.00	\$ (63,950.00)	\$ -	\$ -	\$ -
5310	FEDERAL	FY18 5310 TWI Cap		OH-2018-030-00	80%	2018	\$ 56,606.00	\$ (56,606.00)	\$ -	\$ -	\$ -
5310	FEDERAL	FY18 5310 TWI Op		OH-2018-030-00	50%	2018	\$ 26,637.00	\$ (26,637.00)	\$ -	\$ -	\$ -
5310	FEDERAL	FY18 5310 JRC Cap		OH-2018-030-00	80%	2018	\$ 36,375.00	\$ (36,375.00)	\$ -	\$ -	\$ -
							\$ 298,140.00	\$ (289,157.00)	\$ 8,983.00	\$ -	\$ 8,983.00
CAPITAL	FEDERAL	FY19 5307 Microgrid		OH-2019-033-00	80%	2019	\$ -	\$ -	\$ -	\$ -	\$ -
OP	FEDERAL	FY19 5307 Op Expense		OH-2019-033-00	50%	2019	\$ 800,000.00	\$ (800,000.00)	\$ -	\$ -	\$ -
PM	FEDERAL	FY19 5307 P Maint		OH-2019-033-00	80%	2019	\$ 1,802,889.00	\$ (1,802,889.00)	\$ -	\$ -	\$ -
CAPITAL	FEDERAL	FY19 5307 ADA Reimb		OH-2019-033-00	80%	2019	\$ 280,000.00	\$ (280,000.00)	\$ -	\$ -	\$ -
SECURITY	FEDERAL	FY19 5307 Security	2019-033 SEC DIR_COSTS	OH-2019-033-00	80%	2019	\$ 36,000.00	\$ (36,000.00)	\$ -	\$ -	\$ -
TRANSIT ENH	FEDERAL	FY19 5307 T Enhancements		OH-2019-033-00	80%	2019	\$ 36,000.00	\$ (36,000.00)	\$ -	\$ -	\$ -
BUILDING	FEDERAL	FY19 5307 R&D Building	2019-033 R&D BD DIR_COSTS	OH-2019-033-00	80%	2019	\$ 345,785.00	\$ (345,785.00)	\$ -	\$ -	\$ -
IT	FEDERAL	FY19 5307 Website Upgrade		OH-2019-033-00	80%	2019	\$ 80,000.00	\$ (80,000.00)	\$ -	\$ -	\$ -
MM	FEDERAL	FY19 5307 M Mobility		OH-2019-033-00	80%	2019	\$ 280,000.00	\$ (280,000.00)	\$ -	\$ -	\$ -
IT	FEDERAL	FY19 5307 IT Hardware		OH-2019-033-00	80%	2019	\$ 56,000.00	\$ (56,000.00)	\$ -	\$ -	\$ -
IT	FEDERAL	FY19 5307 IT Software		OH-2019-033-00	80%	2019	\$ 48,000.00	\$ (48,000.00)	\$ -	\$ -	\$ -
BUSES	FEDERAL	FY19 5307 <30ft Para Transits		OH-2019-033-00	80%	2019	\$ 169,600.00	\$ (169,600.00)	\$ -	\$ -	\$ -
Closed							\$ 3,934,274.00	\$ (3,934,274.00)	\$ -	\$ -	\$ -
FAREBOXES	STATE	Farebox Local Match		OTPP-0084-GRF-202	100%	2020	\$ 440,857.00	\$ (440,857.00)	\$ -	\$ -	\$ -
IMI	STATE	Validators		OTPP-0084-GRF-203	100%	2020	\$ 280,676.00	\$ (148,273.62)	\$ 132,402.38	\$ (315,066.00)	\$ (182,663.62)
							\$ 721,533.00	\$ (589,130.62)	\$ 132,402.38	\$ (315,066.00)	\$ (182,663.62)
BUSES	FEDERAL	4 CMAQ CNG Buses		OH-2020-011-00	80%	2020	\$ 1,856,000.00	\$ (1,754,837.00)	\$ 101,163.00	\$ -	\$ 101,163.00
HYDRO STATION	FEDERAL	CMAQ Hydrogen Station		OH-2020-011-00	90%	2020	\$ 1,240,000.00	\$ (78,464.00)	\$ 1,161,536.00	\$ (1,491,865.95)	\$ (330,329.95)
							\$ 3,096,000.00	\$ (1,833,301.00)	\$ 1,262,699.00	\$ (1,491,865.95)	\$ (229,166.95)
BUILDING	FEDERAL	FY20 5307 Building Construction	2020-030 BLDG DIR_COSTS	OH-2020-030-00	80%	2020	\$ 1,464,408.00	\$ (1,464,408.00)	\$ -	\$ -	\$ -
BUILDING	FEDERAL	FY20 5307 Massillon Transit Center		OH-2020-030-00	80%	2020	\$ 800,000.00	\$ (29,021.00)	\$ 770,979.00	\$ (3,600.00)	\$ 767,379.00
BUSES	FEDERAL	FY20 5307 Buses 1 35' 2 30'		OH-2020-030-00	80%	2020	\$ 1,200,000.00	\$ (1,200,000.00)	\$ -	\$ -	\$ -
PM	FEDERAL	FY20 5307 P Maint		OH-2020-030-00	80%	2020	\$ 292,229.00	\$ (292,229.00)	\$ -	\$ -	\$ -
SECURITY	FEDERAL	FY20 5307 Security	2020-030 SECUR DIR_COSTS	OH-2020-030-00	80%	2020	\$ 36,000.00	\$ (36,000.00)	\$ -	\$ -	\$ -
IT	FEDERAL	FY20 5307 IT Hardware		OH-2020-030-00	80%	2020	\$ 20,000.00	\$ (20,000.00)	\$ -	\$ -	\$ -
IT	FEDERAL	FY20 5307 IT Software		OH-2020-030-00	80%	2020	\$ 20,000.00	\$ (20,000.00)	\$ -	\$ -	\$ -
MM	FEDERAL	FY20 5307 M Mobility		OH-2020-030-00	80%	2020	\$ 200,000.00	\$ (200,000.00)	\$ -	\$ -	\$ -
							\$ 4,032,637.00	\$ (3,261,658.00)	\$ 770,979.00	\$ (3,600.00)	\$ 767,379.00
IMI	FEDERAL	IMI Research CSU		OH-2020-032-00	100%	2020	\$ 242,500.00	\$ (242,500.00)	\$ -	\$ (28,289.00)	\$ (28,289.00)
IMI	FEDERAL	IMI Research Masabi		OH-2020-032-00	100%	2020	\$ 622,443.00	\$ (91,351.00)	\$ 531,092.00	\$ (531,092.00)	\$ -
IMI	FEDERAL	IMI Research Calstart		OH-2020-032-00	100%	2020	\$ 404,000.00	\$ (318,676.00)	\$ 85,324.00	\$ (128,297.00)	\$ (42,973.00)
IMI	FEDERAL	IMI Research TANK		OH-2020-032-00	100%	2020	\$ 148,560.00	\$ (148,560.00)	\$ -	\$ -	\$ -
IMI	FEDERAL	IMI Research SORTA		OH-2020-032-00	100%	2020	\$ 150,000.00	\$ (150,000.00)	\$ -	\$ -	\$ -
IMI	FEDERAL	IMI Research Laketrans		OH-2020-032-00	100%	2020	\$ 7,785.00	\$ (7,785.00)	\$ -	\$ -	\$ -
IMI	FEDERAL	IMI Research Medina County		OH-2020-032-00	100%	2020	\$ 8,075.00	\$ (8,075.00)	\$ -	\$ -	\$ -
IMI	FEDERAL	IMI Research Sandusky		OH-2020-032-00	100%	2020	\$ 13,534.00	\$ -	\$ 13,534.00	\$ (13,534.00)	\$ -
IMI	FEDERAL	IMI Research SEAT		OH-2020-032-00	100%	2020	\$ 13,534.00	\$ (13,534.00)	\$ -	\$ -	\$ -
IMI	FEDERAL	IMI Research SEAT		OH-2020-032-00	100%	2020	\$ 102,480.00	\$ (29,614.00)	\$ 72,866.00	\$ (76,731.42)	\$ (3,865.42)
IMI	FEDERAL	IMI Research NEORide		OH-2020-032-00	100%	2020	\$ 76,530.00	\$ (76,530.00)	\$ -	\$ -	\$ -
IMI	FEDERAL	IMI Research Other		OH-2020-032-00	100%	2020	\$ 208,062.00	\$ (35,325.00)	\$ 172,737.00	\$ (12,135.57)	\$ 160,601.43
							\$ 1,997,503.00	\$ (1,121,950.00)	\$ 875,553.00	\$ (790,078.99)	\$ 85,474.01
5310	FEDERAL	FY20 5310 SARTA Admin		OH-2020-042-00	100%	2020	\$ 30,368.00	\$ (3,803.00)	\$ 26,565.00	\$ -	\$ 26,565.00
BUSES	FEDERAL	FY20 5310 SARTA <30 Vehicle	FY20 SARTA CAP DIR_COSTS	OH-2020-042-00	80%	2020	\$ 13,812.00	\$ (13,812.00)	\$ -	\$ (17,265.00)	\$ (17,265.00)
5310	FEDERAL	FY20 5310 FCC Op	FY20 FCC OP DIR_COSTS	OH-2020-042-00	50%	2020	\$ 27,364.00	\$ -	\$ 27,364.00	\$ (27,364.00)	\$ -
5310	FEDERAL	FY20 5310 ABCD Op	FY20 ABCD OP DIR_COSTS	OH-2020-042-00	50%	2020	\$ 35,000.00	\$ (35,000.00)	\$ -	\$ -	\$ -
5310	FEDERAL	FY20 5310 ABCD Cap	FY20 ABCD CAP DIR_COSTS	OH-2020-042-00	80%	2020	\$ 76,542.00	\$ (61,234.00)	\$ 15,308.00	\$ -	\$ 15,308.00
5310	FEDERAL	FY20 5310 TWI Cap	FY20 TWI CAP DIR_COSTS	OH-2020-042-00	80%	2020	\$ 62,968.00	\$ (62,968.00)	\$ -	\$ -	\$ -
5310	FEDERAL	FY20 5310 TWI Op	FY20 TWI OP DIR_COSTS	OH-2020-042-00	50%	2020	\$ 27,857.00	\$ (27,857.00)	\$ -	\$ -	\$ -
5310	FEDERAL	FY20 5310 JRC Op	FY20 JRC OP DIR_COSTS	OH-2020-042-00	50%	2020	\$ 10,771.00	\$ (5,386.00)	\$ 5,385.00	\$ -	\$ 5,385.00
5310	FEDERAL	FY20 5310 SARTA MM	2020-042 MM	OH-2020-042-00	50%	2020	\$ 19,000.00	\$ (19,000.00)	\$ -	\$ -	\$ -
							\$ 303,682.00	\$ (229,060.00)	\$ 74,622.00	\$ (44,629.00)	\$ 29,993.00
BUILDING	FEDERAL	FY20 5339 Bldg Construction	FY2020-056 BLDG DIR_COSTS	OH-2020-056-00	80%	2020	\$ 962,130.00	\$ (835,542.00)	\$ 126,588.00	\$ (158,235.00)	\$ (31,647.00)
							\$ 962,130.00	\$ (835,542.00)	\$ 126,588.00	\$ (158,235.00)	\$ (31,647.00)



BUSES	FEDERAL	DERG 6+2 <30' CNG Buses		OH-2021-001-00	80%	2020	\$ 758,035.00	\$ (758,035.00)	\$ -	\$ -	\$ -	\$ -
BUSES	FEDERAL	FY21 DERG 7 30' CNG Buses	2021-0012021- DIR_COSTS	OH-2021-001-00	78%	2021	\$ 830,919.18	\$ (397,035.00)	\$ 433,884.18	\$ -	\$ -	\$ 433,884.18
BUSES	FEDERAL	FY22 DERG	2021-001FY22 DIR_COSTS	OH-2021-001-00	80%	2022	\$ 2,000,000.00	\$ -	\$ 2,000,000.00	\$ -	\$ -	\$ 2,000,000.00
PLANNING	FEDERAL	FY22 OTPP- Bus	2021-001EMP H DIR_COSTS	OH-2021-001-00	80%	2022	\$ 108,000.00	\$ (25,600.00)	\$ 82,400.00	\$ -	\$ -	\$ 82,400.00
CAPITAL	FEDERAL	FY22 OTPP- Facility Electrical Upgrade	2021-001FY22ELE DIR_COSTS	OH-2021-001-00	80%	2022	\$ 400,000.00	\$ -	\$ 400,000.00	\$ -	\$ -	\$ 400,000.00
HYDRO STATION	FEDERAL	FY22 OTPP- Expansion of Hydro Tanks	2021-00FY22 HYDR DIR-COSTS	OH-2021-001-00	80%	2022	\$ 1,200,000.00	\$ -	\$ 1,200,000.00	\$ -	\$ -	\$ 1,200,000.00
							\$ 5,296,954.18	\$ (1,180,670.00)	\$ 4,116,284.18	\$ -	\$ -	\$ 4,116,284.18
WAYNE	STATE	Bus Security Cameras	WAYNE SEC DIR_COSTS	OTPP-0084-GRF-215	100%	2021	\$ 35,000.00	\$ (35,000.00)	\$ -	\$ -	\$ -	\$ -
WAYNE	STATE	Wayne Co Operating		OTPP-4084-GRF-211	100%	2021	\$ 192,281.00	\$ (192,281.00)	\$ -	\$ -	\$ -	\$ -
WAYNE	STATE	OTP2 Wayne Co 5 <30' Vans		OTPP-0084-GRF-214	100%	2021	\$ 323,430.00	\$ (323,430.00)	\$ -	\$ -	\$ -	\$ -
							\$ 550,711.00	\$ (550,711.00)	\$ -	\$ -	\$ -	\$ -
Wayne	STATE	Purchase Computer software		CARE-0084-064-214	100%	2021	\$ 7,676.00	\$ -	\$ 7,676.00	\$ -	\$ -	\$ 7,676.00
Wayne	STATE	Surveillance/Security		CARE-0084-064-215	100%	2021	\$ 78,000.00	\$ (200.00)	\$ 77,800.00	\$ -	\$ -	\$ 77,800.00
Wayne	STATE	Purchase Fare Collection equipment		CARE-0084-064-216	100%	2021	\$ 42,000.00	\$ -	\$ 42,000.00	\$ -	\$ -	\$ 42,000.00
WAYNE	STATE	5339 Wayne Co Buses		084-CARE-21-0200	100%	2021	\$ 237,519.00	\$ (223,020.00)	\$ 14,499.00	\$ -	\$ -	\$ 14,499.00
							\$ 365,195.00	\$ (223,220.00)	\$ 141,975.00	\$ -	\$ -	\$ 141,975.00
WAYNE	STATE	5311 Wayne Co Op Exp	FY21 5311 O EXP DIR_COSTS	RPTF-4084-GRF-211	100%	2021	\$ 1,001,274.00	\$ (922,086.67)	\$ 79,187.33	\$ -	\$ -	\$ 79,187.33
							\$ 1,001,274.00	\$ (399,732.44)	\$ 601,541.56	\$ (340,244.04)	\$ -	\$ 261,297.52
5310	FEDERAL	FY21 CRRSSA 5310 Mercy Op		OH-2021-005	100%	2021	\$ 15,000.00	\$ (13,766.00)	\$ 1,234.00	\$ -	\$ -	\$ 1,234.00
5310	FEDERAL	FY21 CRRSSA 5310 FCC Op		OH-2021-005	100%	2021	\$ 5,000.00	\$ (5,000.00)	\$ -	\$ -	\$ -	\$ -
5310	FEDERAL	FY21 CRRSSA 5310 ABCD Op		OH-2021-005	100%	2021	\$ 17,693.00	\$ (17,693.00)	\$ -	\$ -	\$ -	\$ -
5310	FEDERAL	FY21 CRRSSA 5310 Foundations Op		OH-2021-005	100%	2021	\$ -	\$ -	\$ -	\$ -	\$ -	\$ -
5310	FEDERAL	FY21 CRRSSA 5310 TWI Op		OH-2021-005	100%	2021	\$ 12,000.00	\$ (12,000.00)	\$ -	\$ -	\$ -	\$ -
5310	FEDERAL	FY21 CRRSSA 5310 JRC Op		OH-2021-005	100%	2021	\$ 3,000.00	\$ (3,000.00)	\$ -	\$ -	\$ -	\$ -
							\$ 52,693.00	\$ (51,459.00)	\$ 1,234.00	\$ -	\$ -	\$ 1,234.00
SECURITY	FEDERAL	FY21 CRRSSA Security		OH-2021-006	100%	2021	\$ 47,040.00	\$ (47,040.00)	\$ -	\$ -	\$ -	\$ -
OP	FEDERAL	FY21 CRRSSA Op Exp		OH-2021-006	100%	2021	\$ 4,656,980.00	\$ (1,204,458.00)	\$ 3,452,522.00	\$ -	\$ -	\$ 3,452,522.00
							\$ 4,704,020.00	\$ (1,251,498.00)	\$ 3,452,522.00	\$ -	\$ -	\$ 3,452,522.00
PLANNING	STATE	FY21 Community Immunity Program		GRFV-4084-GRV-210	100%	2021	\$ 226,732.00	\$ (226,732.00)	\$ -	\$ -	\$ -	\$ -
							\$ 226,732.00	\$ (226,732.00)	\$ -	\$ -	\$ -	\$ -
WAYNE	STATE	FY21 Wayne Co Community Immunity Program	RCI WAYNE	GRFV-4084-GRV-210	100%	2021	\$ 69,133.00	\$ (69,133.00)	\$ -	\$ -	\$ -	\$ -
							\$ 69,133.00	\$ (69,133.00)	\$ -	\$ -	\$ -	\$ -
OP	FEDERAL	FY21 American Rescue Plan	2021-024 ARPA DIR_COSTS	OH-2021-024	100%	2021	\$ 12,261,078.00	\$ (10,065,896.00)	\$ 2,195,182.00	\$ -	\$ -	\$ 2,195,182.00
							\$ 12,261,078.00	\$ (10,065,896.00)	\$ 2,195,182.00	\$ -	\$ -	\$ 2,195,182.00
5310	FEDERAL	OH-2021-023 FY21 ARPA (JRC)	ARPA JRC DIR_COSTS	OH-2021-023	100%	2021	\$ 3,000.00	\$ -	\$ 3,000.00	\$ -	\$ -	\$ 3,000.00
5310	FEDERAL	OH-2021-023 FY21 ARPA ABCD	ARPA ABCD DIR_COSTS	OH-2021-023	100%	2021	\$ 11,388.00	\$ -	\$ 11,388.00	\$ (11,388.00)	\$ -	\$ -
5310	FEDERAL	OH-2021-023 FY21 ARPA Foundat	ARPA FOUND DIR_COSTS	OH-2021-023	100%	2021	\$ -	\$ -	\$ -	\$ -	\$ -	\$ -
5310	FEDERAL	OH-2021-023 FY21 ARPA Mercy	ARPA MERCY DIR_COSTS	OH-2021-023	100%	2021	\$ 21,947.00	\$ (21,636.00)	\$ 311.00	\$ -	\$ -	\$ 311.00
5310	FEDERAL	OH-2021-023 FY21 ARPA TWI	ARPA TWI DIR_COSTS	OH-2021-023	100%	2021	\$ 8,699.00	\$ (8,699.00)	\$ -	\$ -	\$ -	\$ -
5310	FEDERAL	OH-2021-023 FY22 ARPA 5310		OH-2021-023	100%	2021	\$ 7,660.00	\$ -	\$ 7,660.00	\$ -	\$ -	\$ 7,660.00
							\$ 52,694.00	\$ -	\$ 22,359.00	\$ (11,388.00)	\$ -	\$ 10,971.00
CNG FACILITY	FEDERAL	FY21 CNG FACILITY	FY21 5307 CNG	OH-2021-046-00	80%	2021	\$ 2,000,000.00	\$ (858,012.00)	\$ 1,141,988.00	\$ (1,268,052.64)	\$ -	\$ (126,064.64)
HYDRO STATION	FEDERAL	FY21 5307 HYDRO STATION	FY21 5307 HYDRO	OH-2021-046-00	80%	2021	\$ 366,936.00	\$ (6,480.00)	\$ 360,456.00	\$ (121,480.00)	\$ -	\$ 238,976.00
PM	FEDERAL	FY21 5307 PM	FY21 5307 PM	OH-2021-046-00	80%	2021	\$ 181,536.00	\$ (176,672.00)	\$ 4,864.00	\$ (6,080.00)	\$ -	\$ (1,216.00)
BUILDING	FEDERAL	FY21 5307 Massillon Transit Center Project		OH-2021-046-00	80%	2021	\$ 1,120,807.00	\$ -	\$ 1,120,807.00	\$ -	\$ -	\$ 1,120,807.00
TOOLS	FEDERAL	2021 5307 TOOLS	FY21 5307 TOOLS	OH-2021-046-00	80%	2021	\$ 6,000.00	\$ (4,864.00)	\$ 1,136.00	\$ (1,215.99)	\$ -	\$ (79.99)
TRANSIT ENH	FEDERAL	FY21 5307 TRANSIT ENHANSMENT	FY21 5307 TRANS	OH-2021-046-00	80%	2021	\$ 45,000.00	\$ (20,754.00)	\$ 24,246.00	\$ (7,500.00)	\$ -	\$ 16,746.00
IT	FEDERAL	FY21 5307 SOFTWARE	2021-046FY21	OH-2021-046-00	80%	2021	\$ 244,000.00	\$ (148,625.00)	\$ 95,375.00	\$ (85,403.90)	\$ -	\$ 9,971.10
IT	FEDERAL	FY21 5307 HARDWARE	2021-046FY21	OH-2021-046-00	80%	2021	\$ 28,000.00	\$ (19,392.00)	\$ 8,608.00	\$ (742.50)	\$ -	\$ 7,865.50
							\$ 3,992,279.00	\$ (1,234,799.00)	\$ 2,757,480.00	\$ (1,490,475.03)	\$ -	\$ 1,267,004.97
5310	FEDERAL	FY 21 ABCD BUS REPLACEMENT	FY 21 ABCD BUS REPLACEMENT DIRECT COSTS	OH-2021-036-00	100%	2021	\$ 72,126.00	\$ (72,126.00)	\$ -	\$ -	\$ -	\$ -
5310	FEDERAL	FY 21 ABCD OPERATING	FY 21 ABCD OPERATING DIRECT COSTS	OH-2021-036-00	100%	2021	\$ 26,704.00	\$ (26,704.00)	\$ -	\$ -	\$ -	\$ -
5310	FEDERAL	FY 2021 FCC BUS REPLACEMENT	FY 2021 FCC BUS REPLACEMENT DIRECT COSTS	OH-2021-036-00	100%	2021	\$ 71,239.00	\$ -	\$ 71,239.00	\$ -	\$ -	\$ 71,239.00
5310	FEDERAL	FY 2021 FCC OPERATING	FY 2021 FCC OPERATION DIRECT COSTS	OH-2021-036-00	100%	2021	\$ 20,750.00	\$ -	\$ 20,750.00	\$ -	\$ -	\$ 20,750.00
5310	FEDERAL	FY 21 MERCY OPERATING	FY21 MERCY OP	OH-2021-036-00	100%	2021	\$ 37,894.00	\$ (3,675.00)	\$ 34,219.00	\$ (34,279.10)	\$ -	\$ (60.10)
5310	FEDERAL	FY 21 WORKSHOP BUS EXPANSION	FY 21 WORKSHOP BUS EXPANSION DIRECT COSTS	OH-2021-036-00	100%	2021	\$ 66,366.00	\$ (66,366.00)	\$ -	\$ -	\$ -	\$ -
5310	FEDERAL	FY 21 WORKSHOP OPERATING	FY21 WRKSH OP DIR_COSTS	OH-2021-036-00	100%	2021	\$ 12,575.00	\$ (12,575.00)	\$ -	\$ -	\$ -	\$ -
							\$ 307,654.00	\$ (181,446.00)	\$ 126,208.00	\$ (34,279.10)	\$ -	\$ 91,928.90
HYDRO STATION	STATE	FY22 UTP- Hydrogen Station Tanks	FY22 UTP HYDRO	TUTP-0084-GRF-221	100%	2022	\$ 500,000.00	\$ -	\$ 500,000.00	\$ (138,270.00)	\$ -	\$ 361,730.00
PM	STATE	FY22 UTP- Preventive Maintenance	FY22 UTP PM	TUTP-0084-GRF-222	100%	2022	\$ 98,181.00	\$ (97,086.35)	\$ 1,094.65	\$ (1,094.65)	\$ -	\$ (0.00)
							\$ 598,181.00	\$ (97,086.35)	\$ 501,094.65	\$ (139,364.65)	\$ -	\$ 361,730.00
5310	FEDERAL	FY22 ABCD Capital	2022-036CAPIT DIR_COSTS	OH-2022-036-00	100%	2022	\$ 90,051.00	\$ (90,051.00)	\$ -	\$ -	\$ -	\$ -
5310	FEDERAL	FY22 ABCD Bus Capital Overages		OH-2022-036-00	100%	2022	\$ 17,925.00	\$ (17,925.00)	\$ -	\$ -	\$ -	\$ -
5310	FEDERAL	FY22 TWI Bus Capital Overages		OH-2022-036-00	100%	2022	\$ 27,718.00	\$ -	\$ 27,718.00	\$ -	\$ -	\$ 27,718.00

5310	FEDERAL	FY22 ABCD Operating	2022-036 OPERAT DIR_COSTS	OH-2022-036-00	100%	2022	\$ 76,440.00	\$ (17,280.00)	\$ 59,160.00	\$ (64,933.00)	\$ (5,773.00)
5310	FEDERAL	FY22 TWI Capital	2022-036TWCAP DIR_COSTS	OH-2022-036-00	100%	2022	\$ 78,530.00	\$ (25,661.00)	\$ 52,869.00	\$ -	\$ 52,869.00
5310	FEDERAL	FY22 TWI Operating	2022-036TWIOPER DIR_COSTS	OH-2022-036-00	100%	2022	\$ 43,186.00	\$ (43,186.00)	\$ -	\$ -	\$ -
							\$ 333,850.00	\$ (194,103.00)	\$ 139,747.00	\$ (64,933.00)	\$ 74,814.00
BUS	FEDERAL	FY22 5339 Vehicle Replacement	2022-030 VEHICL DIR_COSTS	OH-2022-030-00	80%	2022	\$ 439,345.00	\$ (60,288.00)	\$ 379,057.00	\$ (75,359.47)	\$ 303,697.53
BUS	FEDERAL	FY22 5307 40' Bus Replacement	2022-030 40' BU DIR_COSTS	OH-2022-030-00	80%	2022	\$ 1,375,613.00	\$ -	\$ 1,375,613.00	\$ -	\$ 1,375,613.00
BUS	FEDERAL	FY22 5307 Support Vehicle Replacement	2022-030 SUPPOR DIR_COSTS	OH-2022-030-00	80%	2022	\$ 80,000.00	\$ (71,387.00)	\$ 8,613.00	\$ -	\$ 8,613.00
Capital	FEDERAL	FY22 5307 Transit Enhancements	2022-030 TRANSI DIR_COSTS	OH-2022-030-00	80%	2022	\$ 51,300.00	\$ (38,492.00)	\$ 12,808.00	\$ (32,048.75)	\$ (19,240.75)
Security	FEDERAL	FY22 5307 Security	2022-030 SECURI DIR_COSTS	OH-2022-030-00	80%	2022	\$ 51,300.00	\$ (47,416.00)	\$ 3,884.00	\$ (10,150.00)	\$ (6,266.00)
Tools	FEDERAL	FY22 5307 Tools	2022-030 TOOLS DIR_COSTS	OH-2022-030-00	80%	2022	\$ 130,000.00	\$ -	\$ 130,000.00	\$ -	\$ 130,000.00
Building	FEDERAL	FY22 5307 HVAC upgrades	2022-030 HVAC DIR_COSTS	OH-2022-030-00	80%	2022	\$ 320,000.00	\$ (240,812.00)	\$ 79,188.00	\$ (397,647.50)	\$ (318,459.50)
Building	FEDERAL	FY22 5307 Massillon Transit Center	2022-030 BUILDI DIR_COSTS	OH-2022-030-00	80%	2022	\$ 2,000,000.00	\$ (846,434.00)	\$ 1,153,566.00	\$ (1,441,987.85)	\$ (288,421.85)
Building	FEDERAL	FY22 5307 Building Expansion	2022-030 BUILDI DIR_COSTS	OH-2022-030-00	80%	2022	\$ -	\$ -	\$ -	\$ 3.00	\$ 3.00
IT	FEDERAL	FY22 5307 Hardware	2022-030 HARDWA DIR_COSTS	OH-2022-030-00	80%	2022	\$ 76,240.00	\$ (65,337.00)	\$ 10,903.00	\$ -	\$ 10,903.00
IT	FEDERAL	FY22 5307 Software	2022-030 SOFTWA DIR_COSTS	OH-2022-030-00	80%	2022	\$ 869,600.00	\$ (14,525.00)	\$ 855,075.00	\$ -	\$ 855,075.00
IT	FEDERAL	FY22 5307 Phone Service upgrade	2022-030 PHONE DIR_COSTS	OH-2022-030-00	80%	2022	\$ 96,000.00	\$ (23,017.00)	\$ 72,983.00	\$ -	\$ 72,983.00
Other	FEDERAL	FY22 5307 RH FCC THOM/HENN	RH FCC 2022-030 DIR_COSTS	OH-2022-030-00	80%	2022	\$ 80,000.00	\$ (66,399.00)	\$ 13,601.00	\$ (43,991.25)	\$ (30,390.25)
							\$ 5,569,398.00	\$ (1,474,107.00)	\$ 4,095,291.00	\$ (2,001,181.82)	\$ 2,094,109.18
Capital	STATE	FY23 UTP Electrical Upgrade	FY23 UTPFY23	TUTP-0084-GRU-231	100%	2022	\$ 240,000.00	\$ (21,400.00)	\$ 218,600.00	\$ (29,000.00)	\$ 189,600.00
Capital	STATE	FY23 UTP Other Building Maintenance	FY23 UTP-232	TUTP-0084-GRU-232	100%	2022	\$ 355,537.00	\$ (238,678.22)	\$ 116,858.78	\$ (50,000.00)	\$ 66,858.78
							\$ 595,537.00	\$ (260,078.22)	\$ 335,458.78	\$ (79,000.00)	\$ 256,458.78
Hardware	STATE	FY23 OTTP Equipment		Pending	80%		\$ 148,000.00	\$ -	\$ 148,000.00	\$ -	\$ 148,000.00
Building	STATE	FY23 OTTP Building		Pending	80%		\$ 2,000,000.00	\$ -	\$ 2,000,000.00	\$ -	\$ 2,000,000.00
Buses	STATE	FY23 OTTP Buses		Pending	80%		\$ 652,680.00	\$ -	\$ 652,680.00	\$ -	\$ 652,680.00
							\$ 2,800,680.00	\$ -	\$ 2,800,680.00	\$ -	\$ 2,800,680.00
WAYNE	STATE	FY23 OTPP Wayne OPER	FY23 OTTP FY23	OTPP-4084-GRU-232	100%	2022	\$ 70,000.00	\$ -	\$ 70,000.00	\$ -	\$ 70,000.00
							\$ 70,000.00	\$ -	\$ 70,000.00	\$ -	\$ 70,000.00
Buses	FEDERAL	FY22 LoNo 12 CNG LTV		OH-2023-016-00	85%	2022	\$ 2,393,600.00	\$ -	\$ 2,393,600.00	\$ -	\$ 2,393,600.00
							\$ 2,393,600.00	\$ -	\$ 2,393,600.00	\$ -	\$ 2,393,600.00
BUS	FEDERAL	FY23 CR Hydorgen Paratransit Bus and Add-ons		Awarded	79%	2023	\$ 422,650.00	\$ -	\$ 422,650.00	\$ -	\$ 422,650.00
BUS	FEDERAL	FY28 CR Hydorgen Paratransit Bus and Add-ons		Awarded	79%	2028	\$ 422,650.00	\$ -	\$ 422,650.00	\$ -	\$ 422,650.00
							\$ 845,300.00	\$ -	\$ 845,300.00	\$ -	\$ 845,300.00
Buses	FEDERAL	FY23 DERG 35' CNG Low Floor Buses		Awarded	80%	2023	\$ 1,539,180.00	\$ -	\$ 1,539,180.00	\$ -	\$ 1,539,180.00
							\$ 1,539,180.00	\$ -	\$ 1,539,180.00	\$ -	\$ 1,539,180.00
Capital	FEDERAL	FY23 5307 Transit Enhancements		Pending	80%	2023	\$ 52,304.00	\$ -	\$ 52,304.00	\$ -	\$ 52,304.00
Security	FEDERAL	FY23 5307 Security		Pending	80%	2023	\$ 52,304.00	\$ -	\$ 52,304.00	\$ -	\$ 52,304.00
Building	FEDERAL	FY 23 5307 Massillon Transit Center		Pending	80%	2023	\$ 1,402,494.00	\$ -	\$ 1,402,494.00	\$ -	\$ 1,402,494.00
Bus	FEDERAL	FY23 5307 Support Vehicles		Pending	80%	2023	\$ 128,000.00	\$ -	\$ 128,000.00	\$ -	\$ 128,000.00
Building	FEDERAL	FY 23 5307 Gateway Office Expansion		Pending	80%	2023	\$ 1,790,490.00	\$ -	\$ 1,790,490.00	\$ -	\$ 1,790,490.00
IT	FEDERAL	FY 23 5307 Hardware		Pending	80%	2023	\$ 96,000.00	\$ -	\$ 96,000.00	\$ -	\$ 96,000.00
IT	FEDERAL	FY 23 5307 Software		Pending	80%	2023	\$ 28,800.00	\$ -	\$ 28,800.00	\$ -	\$ 28,800.00
Other	FEDERAL	FY230 5307 RH FCC THOM/HENN		Pending	80%	2023	\$ 80,000.00	\$ -	\$ 80,000.00	\$ -	\$ 80,000.00
PM	FEDERAL	FY23 5307 Preventive Maintenance		Pending	80%	2023	\$ 1,600,000.00	\$ -	\$ 1,600,000.00	\$ -	\$ 1,600,000.00
							\$ 5,230,392.00	\$ -	\$ 5,230,392.00	\$ -	\$ 5,230,392.00
Bus	FEDERAL	FY23 OTPP2 CNG Bus Replacement		Pending	80%	2023	\$ 652,000.00	\$ -	\$ 652,000.00	\$ -	\$ 652,000.00
Building	FEDERAL	FY23 OTPP2 Gateway Office Expansion		Pending	80%	2023	\$ 2,000,000.00	\$ -	\$ 2,000,000.00	\$ -	\$ 2,000,000.00
IT	FEDERAL	FY23 OTPP2 TVM Machines		Pending	80%	2023	\$ 148,000.00	\$ -	\$ 148,000.00	\$ -	\$ 148,000.00
							\$ 2,800,000.00	\$ -	\$ 2,800,000.00	\$ -	\$ 2,800,000.00
CDS	FEDERAL	NEORide EZConnect		Pending	80%	2023	\$ 75,000.00	\$ -	\$ 75,000.00	\$ -	\$ 75,000.00
CDS	FEDERAL	IBI Group EZConnect		Pending	80%	2023	\$ 95,000.00	\$ -	\$ 95,000.00	\$ -	\$ 95,000.00
CDS	FEDERAL	EZConnect Project		Pending	80%	2023	\$ 1,080,000.00	\$ -	\$ 1,080,000.00	\$ -	\$ 1,080,000.00
							\$ 1,250,000.00	\$ -	\$ 1,250,000.00	\$ -	\$ 1,250,000.00

Active Grants Total:	\$ 55,093,537.18	\$ (33,254,998.63)	\$ 21,808,203.55	\$ (6,964,340.58)	\$ 14,843,862.97
Pending Grants Total:	\$ 16,859,152.00	\$ -	\$ 16,859,152.00	\$ -	\$ 18,866,750.00
Grand Totals:	\$ 71,952,689.18	\$ (33,254,998.63)	\$ 38,667,355.55	\$ (6,964,340.58)	\$ 33,710,612.97

Development & Special Projects



Clayton Popik, Director

Department of Development & Special Projects
June 21, 2023
Board Report for Meeting – June 28, 2023

Massillon Transit Center

The new Massillon Transit Center is moving along on schedule. May and June saw much progress on the site. Utilities were connected at the street. The building now has water and electricity. Crews continue to make great progress on the masonry and HVAC rough-ins. They will be finishing the roof steel in the coming weeks.



Looking West



Looking East



Ticket Office






Driver Entrance

Gateway Site

The CNG upgrade is nearing completion. Clean Energy has a few items from the punch list they are completing throughout June. This punch list resulted from a third-party review we had of the new compressors and dispensers installed by Clean Energy. Fueling has been going well over the last several weeks, and the additional compressors and dispensers have been helpful in fueling the additional CNG vehicles in the same amount of time as before.

The new administration building is under roof, and the interior walls are in place. It is moving along on schedule. Plumbing, electrical, and HVAC rough-ins have been in progress throughout May and June. In the coming weeks, the contractor is hoping to begin installing drywall.

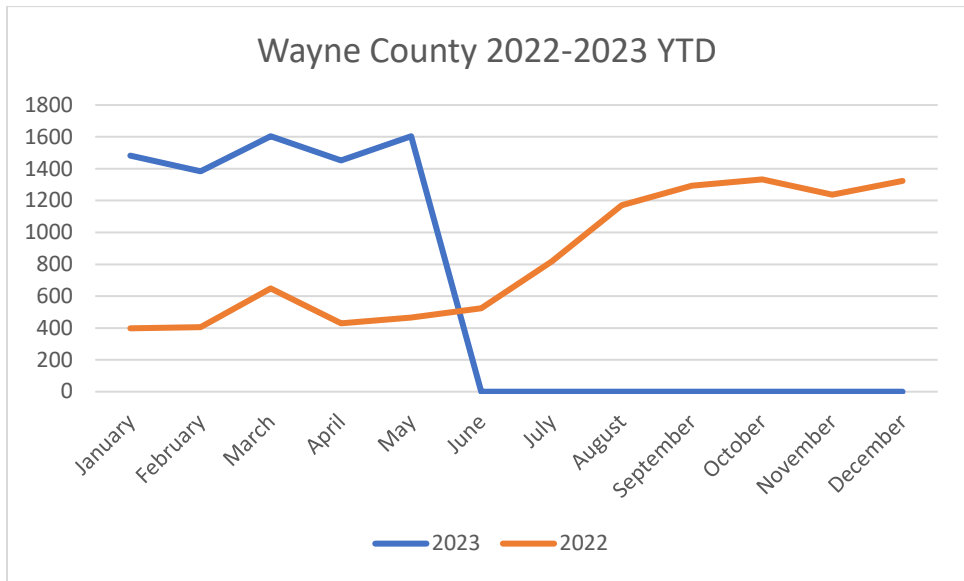
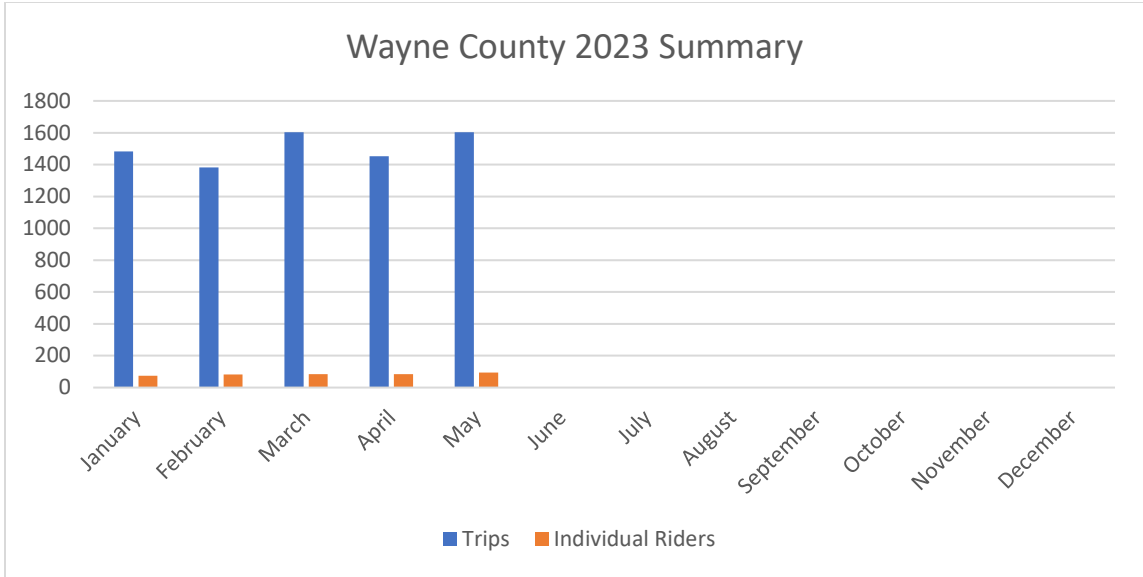


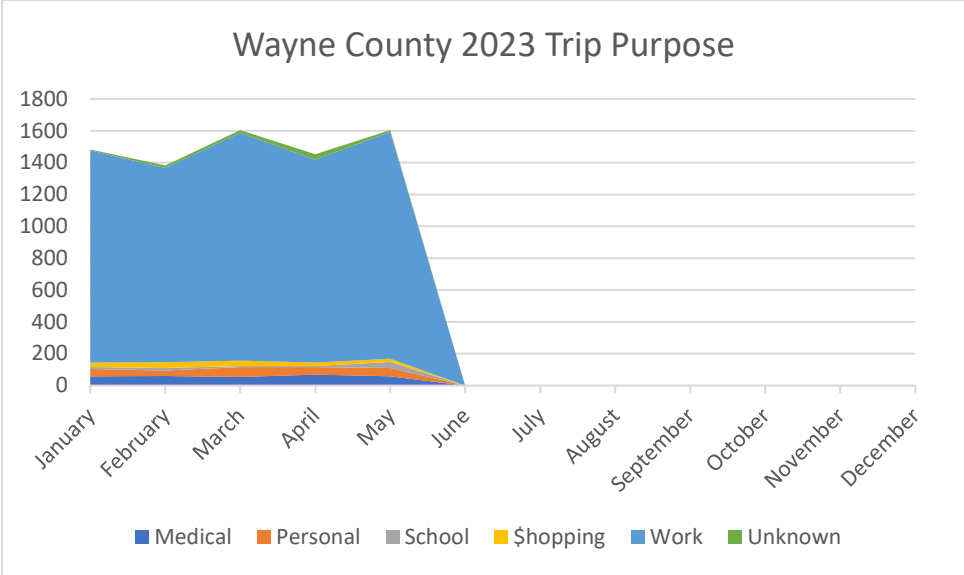
HVAC Repairs and Upgrades

The HVAC replacement project is almost complete for the interior work. Control Concepts Ohio is working on integrating the controls portion of the system with the equipment installed. The new rooftop unit is estimated to arrive by September instead of October.

Wayne County Transit (WCT)

We provided 1,604 trips in May, transporting 141 individual riders total in 2023 so far. Work trips (89%) are still the number one reason people are riding with WCT with medical (4%) being the number two reason. The charts below illustrate the WCT ridership trends.





Streetcar

The next step in the Streetcar project is completing a traffic and parking study for the area surrounding the Hall of Fame and Hall of Fame Village. This will help further determine the feasibility and need for a service like this. We are awaiting the possible award of a grant through SCATS which should come in the next week or so.

Customer Relations



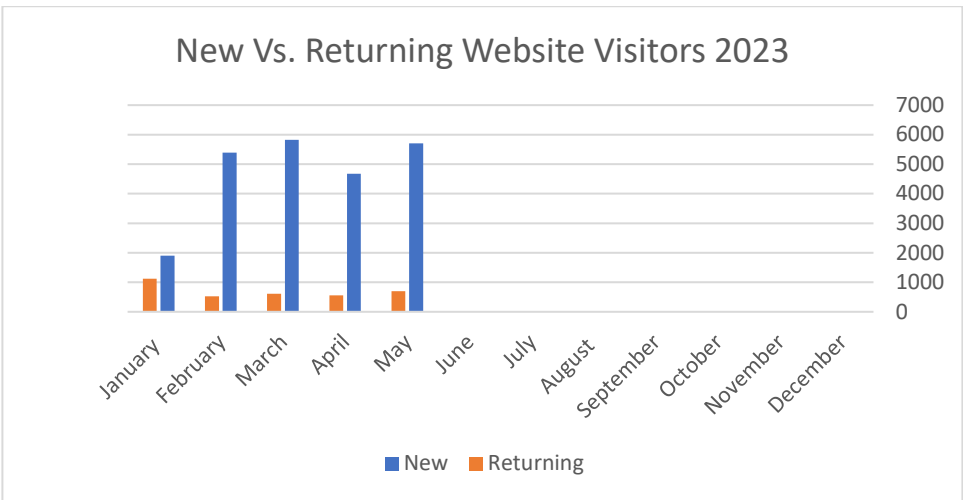
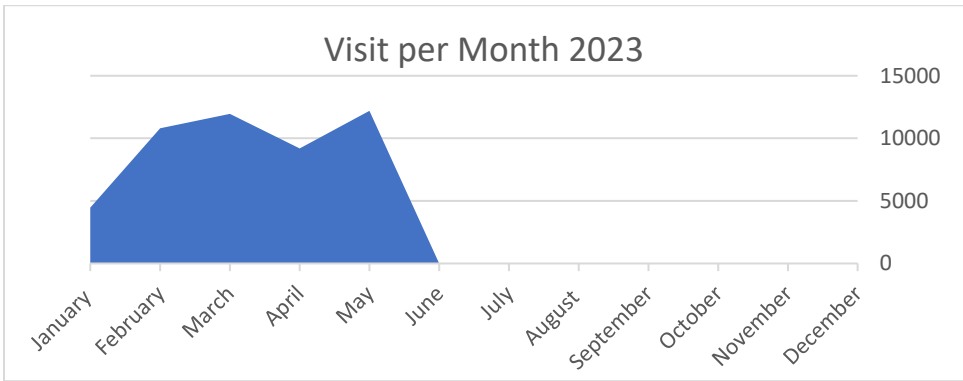
Latrice Virola, Director

May 2023

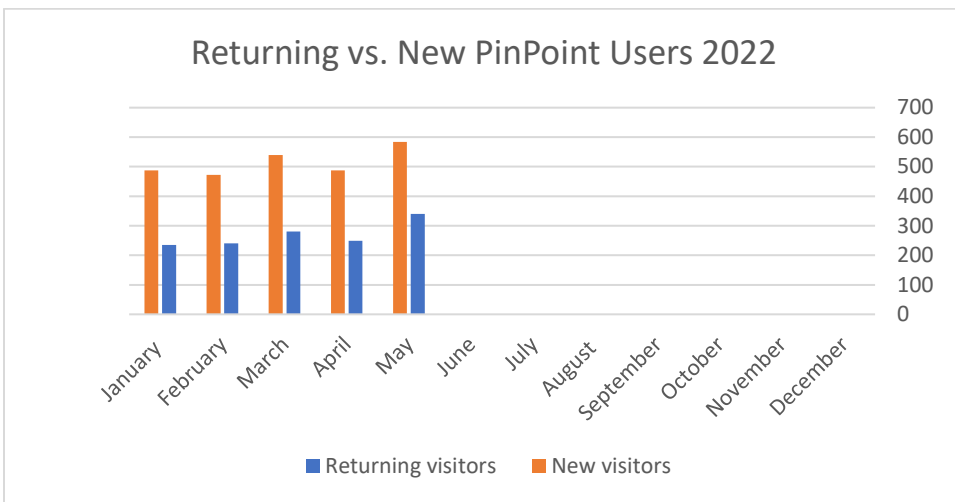
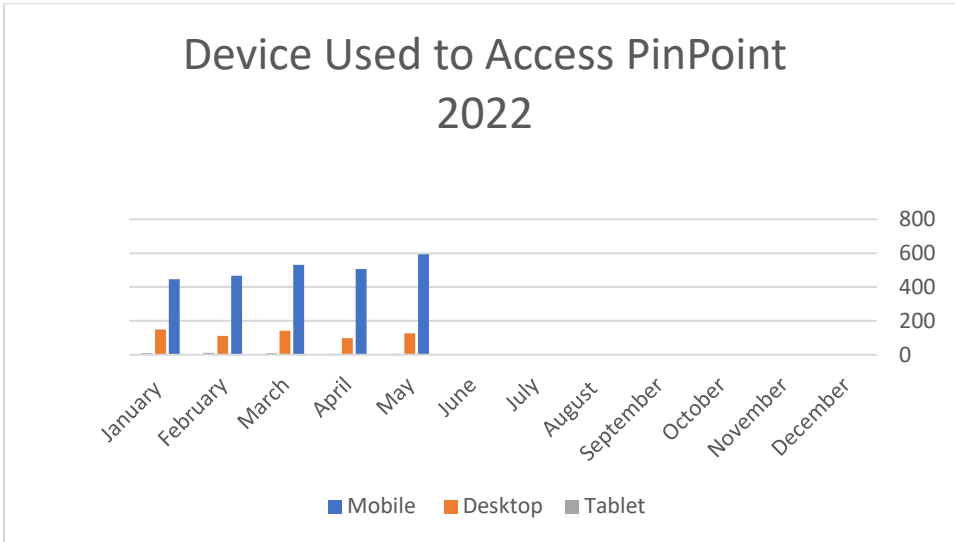
Marketing & Public Outreach

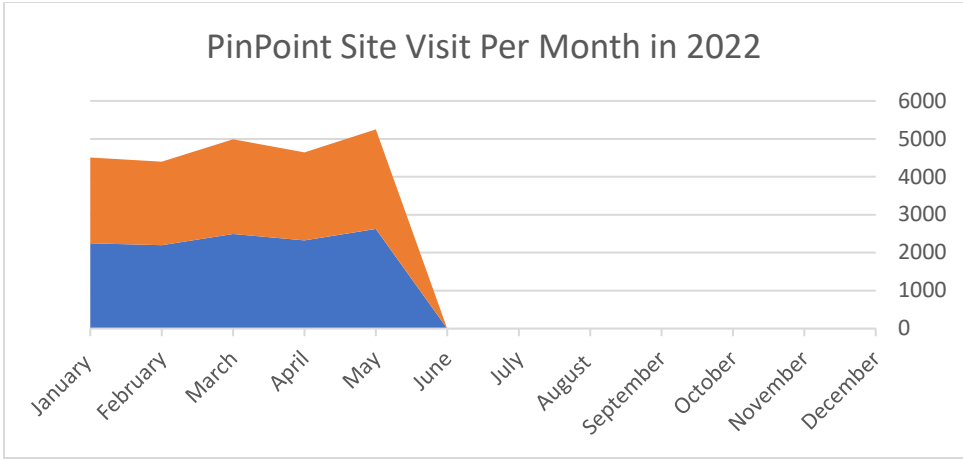
- SARTABuzz
 - 4 Messages
 - 5 New Subscriber
- EZFare Sales:
 - One-Way: \$3,126.75
 - Passes: \$15,423
 - Mixed: \$85.75
 - Pass Count:
 - All Day – 3479
 - Cleveland – 40
 - Proline – 406
 - Proline 10-Ride - 860
 - Regular 31-Day – 112
 - Wayne Co. – 84
- Social Media Activity:
 - Facebook
 - 4,546 likes to our page
 - 4,895 followers to our page
 - 17 new likes
 - 32 posts
 - 7 mentions
 - 2,805 Post Engagements
 - 481 Reactions
 - 34 Comments
 - 70 Shares
 - 292 Photo Views
 - 297 Link Clicks
 - Twitter
 - 929 followers
 - 0 re-tweets
 - 31 likes
 - 0 Link clicks
 - 2,118 impressions
 - 40 tweets
 - 1 mentions
 - 1,202 profile visits
 - 1 media engagements

- Instagram
 - 782 total followers
 - 6 new followers
 - 13 images
 - 47 image/video likes
- LinkedIn
 - 717 total followers
 - 233 impressions
 - 1 new followers
- YouTube
 - 141 subscribers
 - 0 shares
 - 473 total views to page
 - 468 minutes watched
- SARTA Website Activity
 - ****Website numbers were affected by the launch of the new version on/around January 11th, 2023****



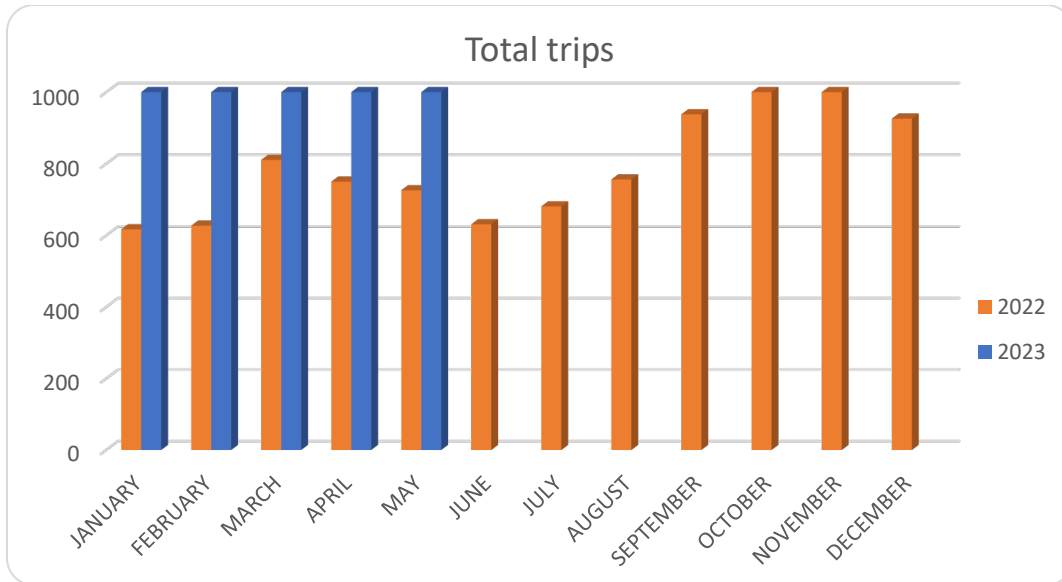
SARTA PinPoint App





Transportation Contracts

SARTA continues to gain contract clients for Stark County Medline, JRC and Wayne County Medline. Contract trips have increased past pre-COVID numbers.



Community Outreach & Training

In the month of May, our Outreach Specialists have been working to get information out to the public about updates related to operations. Some of the things that have been done are:

- Community Outreach
 - Canton Senior Expo- Canton Civic Center and Cultural Center
 - Career Vehicle Day- Cedar Elementary School
 - Career Vehicle Day- Barr Elementary School
 - Northeast Canton Spring Community Tailgate- Mt. Pleasant Baptist Church
 - Veterans Community Resource Fair-Eric Snow Family YMCA
 - SARTA Presentation- North Canton Rotary Club
 - Senior Health and Wellness Fair- North Canton YMCA
 - Wheelchair Assessments- Stark and Wayne Counties
- Social Media Post and Web Updates
 - Route Detours
 - SCORE Card- SARTA's new Tap Card Payment System
 - SARTA Important updates on Fare Transition

Answering questions via the phone about using SARTA services.

Information Technology



Craig Smith, Director



PROJECT REPORT

May 2023

PROJECT NAME	PURPOSE	PHASE	EST. COST	% COMPLETE
myAvail 6.3 Upgrade to version 8.3 with ETMS	SARTA's Computer Aided Dispatch / Automatic Vehicle Location system by Avail Technologies is being upgraded to the newest version.	COMPLETE	\$17,500	100%
SARTA Revenue Fleet Farebox Replacement & Upgrade Project	SARTA's fare collection equipment is over 14 years old and must be replaced. SARTA is seeking an adequate replacement.	COMPLETE	\$2,204,285	100%
Installation of JRV Validators for EZFare	SARTA will begin outfitting their revenue fleet with JRV validators that will authenticate SARTA riders who use the EZFare app for bus fare. Currently, riders show their phone to drivers for visual validation.	Active	\$165,000	68%
Trapeze FX/Blockbuster Fixed Route Scheduling Software	Trapeze FX/Blockbuster is a fixed route scheduling software that allows the creation of route and trip schedules.	COMPLETE	\$183,000	100%
Trapeze PASS V18 Upgrade Project	Trapeze PASS will be upgraded in order to take advantage of the new features and options available that will help SARTA's paratransit.	Active	\$5,000	76%
Belden Village Passenger Information Sign Upgrade	The passenger information signs at SARTA's Belden Village transit center are being upgraded to take advantage of the new technology that will provide our riders with even more information.	Active	\$80,000	78%

myAvail 6.3 Upgrade to Version 8.3 with ETMS Project

Project Description and Scope: SARTA's Computer Aided Dispatch / Automatic Vehicle Location system by Avail Technologies is being upgraded to the newest version. The current version, version 6.3.8.9 is outdated and is using the old platform that Avail will be decommissioning. SARTA was utilizing the older platform because the newer versions of myAvail required the use of a fixed route scheduling, which SARTA just recently acquired.

The new version of myAvail 8.3 is an ETMS – Enterprise Transit Management System. This allows the system to support all aspects of SARTA—from buses and dispatch to finance and administration. As well as, offers information in one place for ease of analysis and reporting.

Project Approval:	Dec 2022	Project Manager:	Craig Smith
Estimated Project Cost:	\$20,000	(Est. planning, execution, close-out)	
Est. 3 Future Yrs. Operational Cost:			
Execution Project Cost:	\$17,500	Execution Cost to Date:	\$17,500
Execution Start:	12/2/2022	Execution End:	5/25/2023
<u>Funding Source for Project Cost</u>		<u>Vendor(s)</u>	
Federal award	80%	Avail	(\$17,500)
Local match	20%		

Project Status: SARTA began planning this project after purchasing its fixed route scheduling package. It would take a collaboration between the vendor of the fixed route scheduling software and Avail Technologies to be successful. The new myAvail project has been completed.

SARTA Revenue Fleet Farebox Replacement & Upgrade Project

Project Description and Scope: SARTA is currently using an older GFI fare collection system which has reached the end of its useful life. SARTA relies heavily on this system for not only fare collection, but also as the primary method of reporting ridership and transaction data. The main objective of this project is to completely replace the current system with a reliable, cash-processing fare collection system.

The current fare payment and collection system utilized by SARTA is built around the Genfare Odyssey farebox system and Ticket Reading and Issuing Machine (TRiM) units that issue and read a variety of magnetic barcode fares and transfers, as well as, accepts cash and coin. The current system is 14 years old and will need to be replaced in the near future. SARTA is exploring opportunities to not only replace the existing system, but to also expand options for making payments by means other than cash.

Project Approval:	February 2019	Project Manager:	Craig Smith
Estimated Project Cost:	\$2,204,285	(Est. planning, execution, close-out)	
Est. 3 Future Yrs. Operational Cost:	TBD		
Execution Project Cost:	\$2,204,285	Execution Cost to Date:	\$1,562,215.92
Execution Start:	7/18/2019	Execution End:	6/23/2023
Funding Source for Project Cost		Vendor(s)	
Federal award	80%	Genfare	(\$1,562,215.92)
• FY18 OTPPP	\$1,763,428	IBI Group	(\$66,568.91)
Local match	20%		
• Dedicated sales tax rev	\$ 440,857		

Project Status: This SARTA Revenue Fleet Farebox Replacement project is composed of multiple phases.

Phase 1: consisted of replacing the Odyssey fareboxes with the new Fast Fare fareboxes. Along with the fareboxes all associated production garage computer equipment [probe, test unit, network manager, and fare collection vault] was also replaced. After an initial, successful pilot of twelve (12) buses, the remaining buses were installed with the new Fast Fare fareboxes and Phase 1 was completed on May 30, 2020.

Phase 2: consists of setting up the ticket vending machine (TVM). The TVM will be located at the Cornerstone Transit Center. The TVM will be configured and setup to sell and reload the new SARTA fare media. When the Ticket Vending Machine (TVM) goes into production, Phase 2 will be complete.

Phase 3: includes Smart Card branding, configuration, setup and implementation of Administrative Point-of-Sale (APOS) / Retail-Point-of-Sale (RPOS) equipment. The APOS is a touch screen computer with built-in receipt printer that will simplify SARTA customer support representative's task of selling or encoding smart cards at SARTA transit centers. SARTA APOS also includes a smart card printer and camera that will allow the rider to have their picture on their smart card. RPOS is a terminal in which customers may make purchases or add value to their existing smart card at a retail location that SARTA partners with, such as grocery stores or local banks. Phase 3 also, includes establishing Genfare Link and completing testing. Phase 3 will end when Genfare Link goes live with new configuration that will be decided upon given SARTA's model and is accepted by SARTA.

SARTA Revenue Fleet Farebox Replacement & Upgrade Project (cont'd)

SARTA has moved from User Acceptance Testing (UAT) into production. We have received all of the SCORE Cards and are awaiting the arrival of the Limited Use Cards that are on back order due to supply chain issues. The card readers on the on board fareboxes has been activated and SARTA buses are taking the SCORE cards. SCORE Cards launched publicly, Wednesday, July 13th.

Although, there are various intricate issues that are being refined with regards to financial reporting and the Retail Point of Sale (RPOS) devices which will allow SARTA to partner with an approved company to sell SARTA SCORE Cards at their locations. As for now, the SCORE Cards are now available and working.

SARTA has received all of its Limited Use Cards. The LUCC Cards will be available by Summer 2023.

Installation of JRV Validators for EZFare

Project Description and Scope: SARTA will begin outfitting their revenue fleet with JRV validators that will authenticate SARTA riders who use the EZFare app for bus fare. Currently, riders show their phone to drivers for visual validation in order to board the bus. This process is tedious and can lead to riders boarding with 'faked' fare, such as screen shot image or a screen recording of an old EZFare QR code.

After the JRV validators are installed, the rider will place their smartphone up to the validator's bar code scanner and it will authenticate the rider's fare and announce with a loud audio beep and a green check mark for OK, or a loud buzz and red X for Not OK. The JRV Validator will only allow those fares that are current and valid to work, thus alleviating the risk of any 'faked' or phony EZFare QR Codes.

Project Approval:	June 14, 2021	Project Manager:	Craig Smith
Estimated Project Cost:	\$165,000.00	(Est. planning, execution, close-out)	
Est. 3 Future Yrs. Operational Cost:			
Execution Project Cost:	\$165,000.00	Execution Cost to Date:	\$141,369.00
Execution Start:	1/14/2022	Execution End:	04/02/2022
<u>Funding Source for Project Cost</u>		<u>Vendor(s)</u>	
Federal award	100%	Masabi	\$137,000.00
Local match	0%	Morrison Custom Welding	\$4,369.00

Project Status: After completing the Remote Site Survey, SARTA received the JRV Validators from Masabi. The installation of the production Masabi JRV has begun and to date we have sixty-seven (67) JRVs installed on buses in the SARTA fleet. We have a total of one hundred (100) JRVs to be installed. SARTA's service technicians are doing a great job with the installation. The goal is to be completed when SARTA receives its new buses for 2023.

Trapeze FX / Blockbuster Fixed Route Scheduling Software

Project Description and Scope: SARTA has 33 fixed routes and until this purchase, SARTA has been doing its blocking, runcutting and trip schedules manually. Which allowed for a variety of issues, mainly human error. With the purchase of this powerful platform called Trapeze FX/Blockbuster, SARTA can begin addressing all of its scheduling requirements and making many of its staffs job much easier and more accurate.

Trapeze FX/Blockbuster is a fixed route scheduling software that allows the creation of route and trip schedules. It also optimizes operator assignments and will create the most effective blocks and runcuts possible. This allows SARTA to make the best scheduling decisions by using reporting and analytics from this software.

Project Approval:	Oct 24, 2022	Project Manager:	Craig Smith
Estimated Project Cost:	\$183,000	(Est. planning, execution, close-out)	
Est. 3 Future Yrs. Operational Cost:			
Execution Project Cost:	\$183,000	Execution Cost to Date:	\$ 183,000
Execution Start:	10/24/2022	Execution End:	2/27/2023
<u>Funding Source for Project Cost</u>		<u>Vendor(s)</u>	
Federal award	80%	Trapeze Group, Inc.	
Local match	20%		

Project Status: SARTA has completed its kickoff meeting with Trapeze Group in Oct. 2022. Since then we have installed the software, test, had training and begun using the Trapeze FX/Blockbuster product. May 2023 will be the first bid that this software was used to create it.

Trapeze PASS Version 18 Upgrade Project

Project Description and Scope: SARTA utilizes the software package Trapeze PASS for its paratransit and demand response scheduling. This software is critical for many of SARTA operations such as, client management, ride scheduling and efficiency. SARTA has used this software to minimize operating costs and providing excellent, responsive service. It is also the platform that allows SARTA to provide online trip booking, real-time scheduling and service dispatching.

Currently, SARTA is uses Trapeze PASS version 14. It is time to upgrade to version 18 to take advantage of many of the new features that are available with this version. There are also other packages that SARTA has through Trapeze that will benefit from this upgrade.

- **-IVR:** provides automatic previous day reminder calls, as well as, automatic imminent arrival calls to clients to inform them of when their bus will is on the way. Also, allows clients to book trips, confirm or cancel trips over the telephone. **COMPLETE – 11/2/2021**
- **-WEB:** allows clients to book trips, confirm or cancel trips all online using a smart phone tablet or computer. SARTA is upgrading to the new G3 platform. **COMPLETE – 11/2/2021**
- **-SUS:** keeps track of no shows, late cancels and cancel-at-the-door in order to assign proper suspension if necessary.
- **-MON:** allows SARTA dispatch to send manifest data, such as client name, pickup/drop off information, time, etc... to the on-board mobile data terminal.
- **-APPS:** This is a brand new module that SARTA is piloting for a Microtransit evaluation.

Project Approval:	9/25/2019	Project Manager:	Craig Smith
Estimated Project Cost:	\$5,000	(Est. planning, execution, close-out)	
Est. 3 Future Yrs. Operational Cost:			
Execution Project Cost:	\$0.00	Execution Cost to Date:	\$0.00
Execution Start:	10/1/2019	Execution End:	TBD
<u>Funding Source for Project Cost</u>		<u>Vendor(s)</u>	
Federal award	80%	Trapeze Group – Software vendor	
Local match	20%		

Project Status: This project is has begun and all needed servers and equipment is in place. SARTA IT has been working with Trapeze Group for the past several months to complete the upgrade of several Trapeze modules that were due. SARTA IT has been working with Trapeze by upgrading the map to incorporate more counties to accommodate SARTA's growing service area. Currently, we have the new map in our test environment and are testing the map for accuracy and functionality. The upgraded map includes Cuyahoga, Summit, Stark, and Wayne counties.

Belden Village Passenger Information Sign Upgrade Project

Project Description and Scope: SARTA's Belden Village Transit Center has had its current passenger information since the building was built back in 2012. As one of SARTA's popular transit hubs it was necessary for the signs to be upgraded to be able to give passengers even more information. SARTA chose to purchase MPTV EX37sw from Message Point Media. These displays are the next generation and a powerful content management system that integrate with a wide variety of different software systems and web services.

Project Approval:	10/25/2021	Project Manager:	Craig Smith
Estimated Project Cost:	\$80,000	(Est. planning, execution, close-out)	
Est. 3 Future Yrs. Operational Cost:			
Execution Project Cost:	\$80,000	Execution Cost to Date:	\$80,000
Execution Start:	01/21/2022	Execution End:	5/25/2023
<u>Funding Source for Project Cost</u>		<u>Vendor(s)</u>	
Federal award	80%	Message Point Media	
Local match	20%	Avail Technologies	

Project Status: This project is has begun, all six (6) signs were received by SARTA. The signs have been installed by the local sign company and SARTA IT will be provisioning the signs the week of May 24th. SARTA's Marketing department will provide the content for the screens, along with the route information.



Human Resources



Tammy Marie Brown
Director

Human Resources

As of May 31, 2023

Resignations, Terminations, and Probation Releases

Changes in Personnel		
Retirement	Termination	Released from probation
0	3	2

New Hires

Name	Position
Robert Conner	Maintenance Technician C
Tyler Hill	Maintenance Technician C
Zechariah Cone	CDL Operator
Marlon Ervine	CDL Operator
Deonna Peterson	CDL Operator
Jose Morales	CDL Operator
Tiffany Slingluff	CDL Operator
Samuel Bullock	CDL Operator
Kayla Reed	CDL Operator
Damon Hammond	Non-CDL Operator
Danita Williams	Non-CDL Operator
Willie Carmicle	Non-CDL Operator
Barrien Massey	Non-CDL Operator
Matthew Reed	Non-CDL Operator

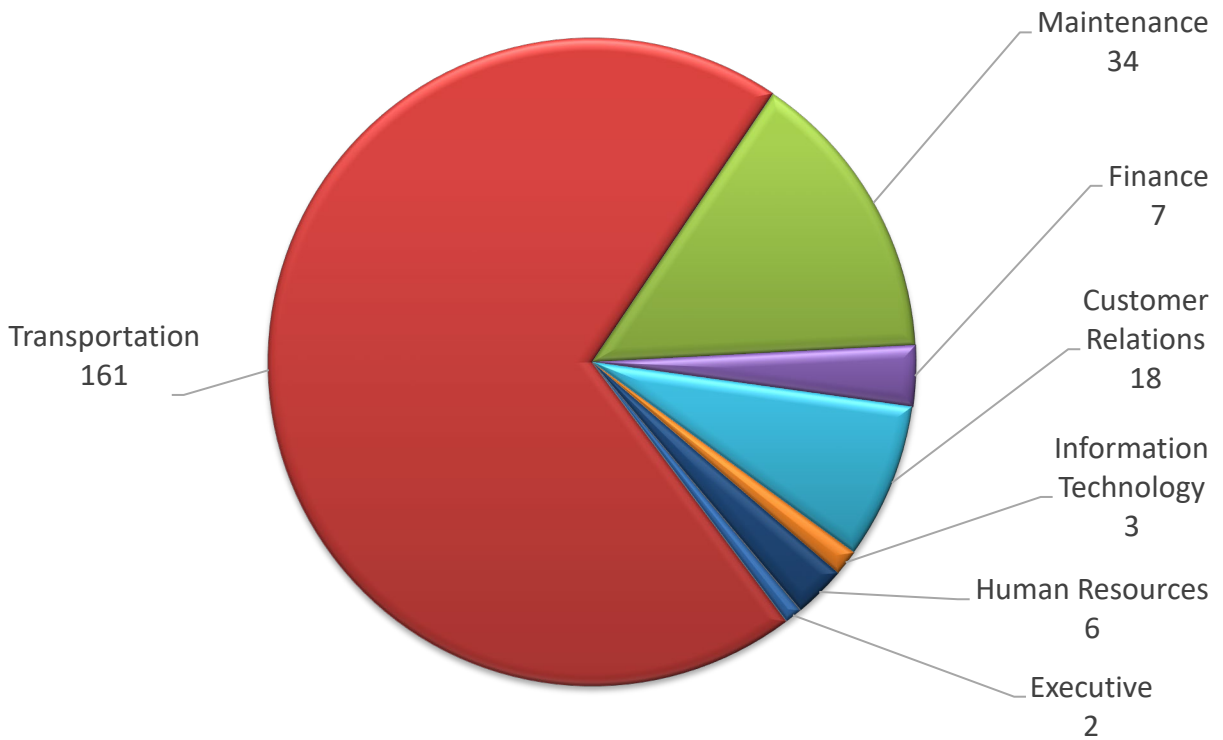
Current Openings

Position	Status
Maintenance Technician C	Orientation 6/20/2023
Maintenance Technician C (x2)	Currently Posted
Part-time Non-CDL Coach Operator (x4)	Currently Posted

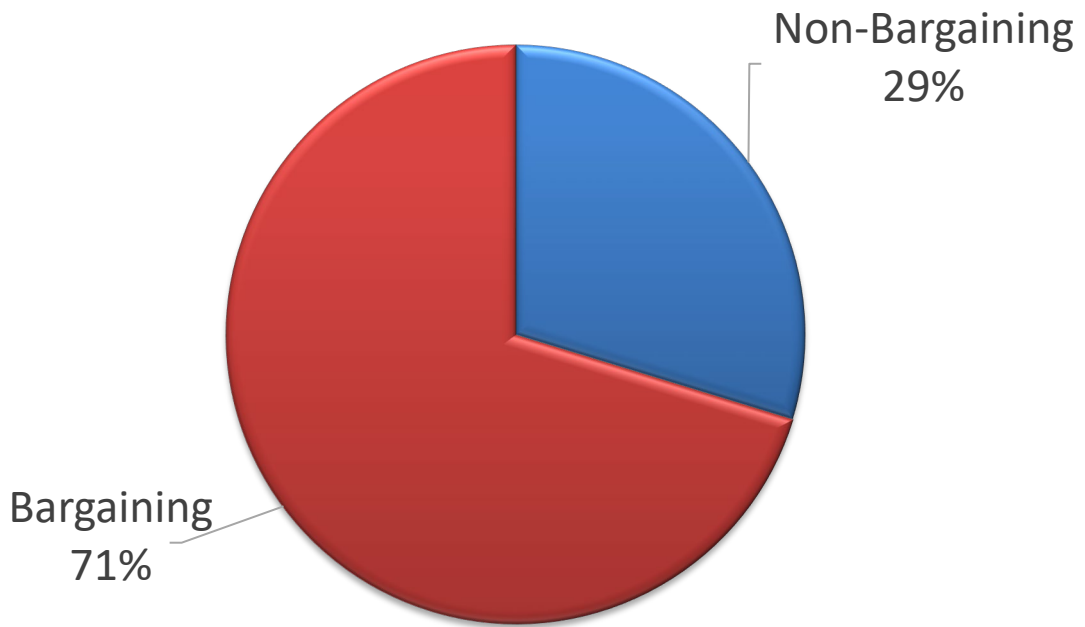
Current Staffing

Employees			
Department	Non Bargaining	Bargaining	Total
Executive	2	0	2
Transportation	19	142	161
Maintenance	12	22	34
Finance	7	0	7
Customer Relations	18	0	18
Information Technology	3	0	3
Human Resources	6	0	6
Total	67	164	231

Workforce Breakdown



Workforce Breakdown



FMLA / Short-Term Disability

FMLA/Continuous Leave/Light Duty

- 1 on transitional work
- 5 employees on FMLA continuous leave
- 13 employees on FMLA intermittent leave
- 5 employees on Short-Term Disability

Talent Acquisition

2023 Unique Applications Generated and Reviewed

Position	Number of Applicants
CDL Coach Operator	537
Non-CDL Coach Operator	229
Customer Service Representative	177
Service Technician	49
Maintenance Technician	73
Maintenance Supervisor	3
TOTAL	1,068

2023 Interviews Conducted (not including phone screenings)

Position	Interviews Conducted
CDL Coach Operator	142
Non-CDL Coach Operator	89
Customer Service Representative	15
Service Technician	9
Maintenance Technician	17
Maintenance Supervisor	3
TOTAL	275

General Human Resources' Functions

- 2023 Uniform Refresh is complete. Uniform ordering for Maintenance Supervisors, CSRs, and Road Supervisors is on track to order online for 2024. This will streamline the ordering process for these departments as it did for the operators.
- SARTA Workplace Wellness Group continues to meet on Thursdays. Many participants see results from the program. The fee for this program qualifies for reimbursement from the annual Wellness Grant.
- Midyear reviews will begin next month. This will be the first year these reviews will be completed using the UKG system.
- Policies and Procedures are currently being updated.
- Research on internships and training programs is currently being conducted for the Maintenance Technician position.
- Coach Operator Peer Training has begun. Coach operators were trained on what is required of them as they mentor new Operators.

Training

- Six new CDL Coach Operators are currently in training.
 - 5 new CDL drivers take their CDL Test on July 6, 2023.
- Three New CDL Coach Operators have completed training and are set to begin on the Extra Board on June 26, 2023.
- Train the Trainer training scheduled for the first week of July 2023.
- Began training all non-CDL drivers on the new Hydrogen EH Vans.
- Two (2) new Maintenance Technicians have begun training for their CDL Test. The test date is to be determined soon.

For Your Information





Pittsburgh-area utilities and transit agencies are launching hydrogen pilots, anticipating wider use in the future



ANYA LITVAK 
Pittsburgh Post-Gazette
alitvak@post-gazette.com 

MAY 30, 2023

5:55 AM

If or when hydrogen comes to your burner tip, its flame will be pale, washed out by sunlight. In your furnace, it might supplant the familiar whirring sound for a quieter whine.

Erich Evans, director of strategy at NiSource, Inc., reported these findings at the second annual H2 Summit, after testing a mixture of natural gas and up to 15% hydrogen in household appliances.

NiSource, the parent company of Columbia Gas of Pennsylvania, is building a hydrogen blending skid at its Monaca training center, where it will test how adding increasing amounts of hydrogen — a smaller, lighter molecule — would impact pipes designed to carry natural gas and appliances made to burn it.

Peoples Natural Gas is building a similar facility at its training center in McKeesport.

The North Shore-based utility will even make its own hydrogen onsite, using pyrolysis technology from H Quest Vanguard, a Harmar-based firm. H Quest's process uses electricity to split natural gas into hydrogen and solid carbon, called carbon black, a material used in tires and rubber manufacturing. The storage container-sized unit is scheduled to be installed at the training center this summer.

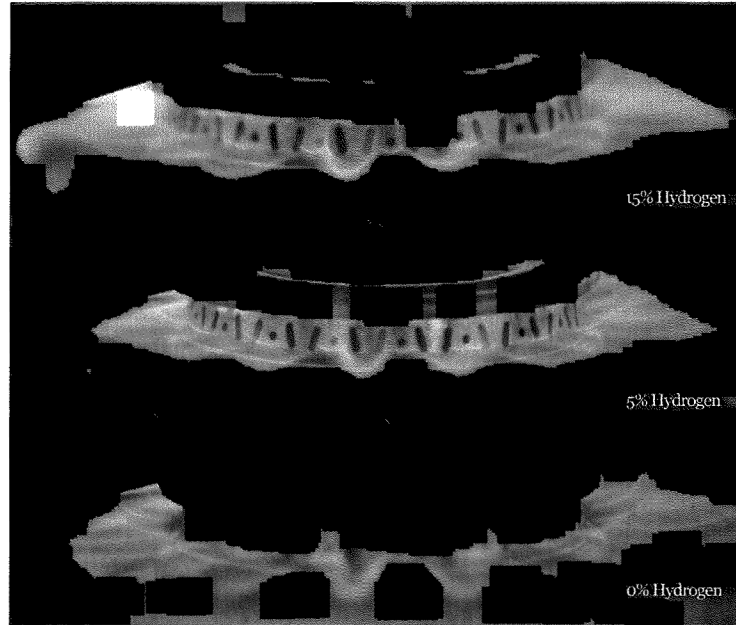
Both utilities will be testing hydrogen blends in off-grid pipelines, meaning no customers will be receiving hydrogen just yet.

Still, this is all moving faster than the two utilities had imagined, officials from Peoples and Columbia agreed during the conference at the Energy Innovation Center on Tuesday.

Hydrogen wave gains momentum

A few years ago, "this wasn't even on my radar," said Doug Bush, director of strategy and corporate development with Peoples.

The hydrogen wave began to gather strong momentum around the turn of the decade and continues to build, with the carbon-free fuel widely promoted as a solution to hard-to-electrify sectors like steel manufacturing and long-haul transportation.



Columbia Gas of Pennsylvania has experimented with adding hydrogen to natural gas to simulate how flames would appear on the stove.

(Columbia Gas of Pennsylvania)

Its use in power generation or utility pipelines is less popular, in part because the way hydrogen is produced today — through steam methane reforming of natural gas — emits a lot of carbon dioxide. Without capturing that carbon dioxide and storing it underground — and some argue even with it — it's cleaner to just burn the natural gas itself.

In Appalachia, proposals for a piece of some \$8 billion in federal funding to build hydrogen production and use hubs rely on carbon capture and storage as a centerpiece for making “clean hydrogen” — the only kind that qualifies for the funding.

But this region's utility efforts are side stepping that issue, at least for now.

Peoples will be using H Quest's process to supply hydrogen for its pilot program. Columbia, which is currently buying hydrogen from a third-party supplier, is looking at either natural gas pyrolysis or electrolysis powered by renewable energy sources to produce hydrogen onsite, Mr. Evans said.

Electrolysis refers to splitting water molecules to produce hydrogen.


“We believe this is an easier way for gas utilities to decarbonize rather than using electrification,” Mr. Evans said.

Hydrogen buses

Last year at the first H2 Summit, Don Rivetti, COO at Pittsburgh Regional Transit, said he “sat quietly and tentatively in the back of the room.”

He thought about PRT's fleet of 730 vehicles and its goal, announced in September, to operate a zero-emission fleet by 2045.

The transit authority already has eight electric buses and has 15 more on order for its Bus Rapid Transit program.



Hydrogen burns inside a furnace during a test done by Columbia Gas of Pennsylvania.
(Columbia Gas of Pennsylvania)

But Mr. Rivetti said the time it takes to charge those limits their operation.

“100% electric isn’t the way to go in the public transit sector,” he said during a panel discussion on Tuesday.

This summer, PRT will launch its hydrogen experiment by borrowing a hydrogen fuel cell bus from the the Stark Area Regional Transit Authority in Ohio. The agency will run the bus for about a week along some of its routes.

It will then buy 10 hydrogen buses for its own fleet, along with temporary fueling infrastructure, and run them “through several seasons” to evaluate their performance and decide whether this will be PRT’s way forward to its net zero emission goals.

PRT is still evaluating options for its hydrogen supply, the agency said.

Anya Litvak: alitvak@post-gazette.com

First Published May 29, 2023, 5:30am

Enjoy reading this free article?

Read unlimited articles when you subscribe. 8 weeks for 99¢.

Subscribe

Limited time offer.

Popular in the Community

Resolutions

