



# Board of Trustees Meeting

June 26, 2024

5:00 PM



**Stark Area Regional Transit Authority  
Board of Trustees Meeting  
April 24, 2024, at 5:00 PM**

Mr. Macala called the meeting to order at 5:05 PM.

**Attendance**

**Board** (Quorum Present)

Ron Macala (President); James Reinhard (Vice President); Greg Blasiman; Margaret Egbert; Rex Morey; Chet Warren; and Myra Watkins.

**Excused**

NaSheka Lemons-Combs

Ms. Egbert moved to accept the excused absences. Mr. Blasiman seconded the motion; the vote passed unanimously.

**Staff**

Kirt Conrad (Executive Director/CEO); Mark Finnicum (Chief Operations Officer); Carrie Domer (Director, Finance); Latrice Virola (Director, Customer Relations); Clayton Popik (Director, Development & Special Projects); Tammy Marie Brown (Director, Human Resources); Michael Mouser (HR Benefits Manager); and Sheila Gines (HR Administrator).

**Other**

Andrew Byler (KWGD).

**Administer The Oath Of Office** – Kaitlyn Kowicki.

Kaitlyn Kowicki spoke about growing up in Wayne County and graduating from Youngstown State University with a bachelor's in criminal justice in 2012. Kaitlyn's current occupation is lieutenant at the Ohio State Highway Patrol. To become commander of the Canton post.

**Approval/Correction of Meeting Minutes**

**March 27, 2024**

Mr. Morey moved to adopt the meeting minutes. Ms. Egbert seconded the motion; the vote passed unanimously.

**Board Committee Reports**

Mr. Reinhard wanted to bring to the Board's attention the importance of the role each of them holds and believes they do very well at. As Board Members, he stated they should continue participating in decision-making and overseeing the organization's operations.

Ensure that the Board's decisions benefit the organization rather than any individual board members or entities. Uphold compliance with all applicable laws, regulations, and bylaws. Always keep SARTA's best interests at the forefront of all decisions.

Mr. Reinhard requests that the Board collectively review its responsibilities and the laws under which it must conduct business.

## **Departmental Reports**

### **Transportation & Maintenance – Mark Finnicum**

- It is anticipated that ridership in the Massillon area will increase with the opening of the Massillon Transit Station.
- The May bid is posted and will begin bidding on Monday, April 29, 2024.
- Nine (9) new buses arrived, and five (5) more will come tomorrow.
- The New Flyer bus arrived, and 29 paratransit buses will begin to come in the next two weeks.
- Forty (40) RG Drage Career Center students were here for a tour of the facilities. One (1) HR will interview an individual and potentially offer a position after graduation.

### **Finance – Carrie Domer**

- All the fraud questionnaires sent to the Board to review, and sign are due **on Tuesday, April 30, 2024**, and must be sent to Bev Blandford directly. So far, the GL at the beginning of the year looks promising.
- Finance will include the investment statement in the Board Packet.

### **Development & Special Projects – Clayton Popik**

- Vendrick is working through their final punch list, which Bowen and our staff created for the new administration building and Massillon SARTA station.
- Massillon station will be open to buses and passengers. The canopy and signs will be complete soon.
- The HVAC for the operations building is about to be finished, and the rooftop unit is in place. The final steps to connect the fire/smoke detection systems to the building systems will be completed soon. Building and Grounds staff will receive training on how the unit operates.
- WCT (Wayne County Transit) provided 817 trips, with SARTA completing 759 and Via 58. Work remains the number one reason at 85.31% and personal and medical at 7.92% and 4.76%.
- We have been able to bring back some runs to WCT.
- ODOT's 100% no-match program will end in July. We are evaluating our options. SARTA has funding to continue until June.

### **Customer Relations – Latrice Virola**

- Customer Relations will run a "Get Into SARTA" campaign to educate citizens on SARTA services and tools using video and radio spots.

### **Information Technology – Craig Smith**

- IT is working closely with Clayton to ensure that the Massillon office is ready for the employees and patrons and that all the electronic signs are working.
- Upgrade Trapeze nine (9) Modules to twenty-one (21) Workforce Management. IT and Maintenance will install the equipment on the new buses as they arrive.

### **Human Resources – Tammy Marie Brown**

- SARTA participated in Harvest for Hunger.
- HR is interviewing for a new Road Supervisor.
- Two (2) temp workers are aiding Building and Grounds with daily tasks while short-staffed.
- Dr. Works clinic numbers are all up.

### **For Your Information**

Mr. Reinhard reported that Mr. Macala wishes to express his gratitude for the condolences and prayers he received during the bereavement of his mother.

### **Communications from the Executive Director/CEO**

- We will meet with Canton City Schools next week to discuss how SARTA can help with their busing in the fall.
- We have talked with COTA in Columbus about receiving some of their buses. These have reached their expected life cycle and will assist us in covering the Canton City School addition. There are thirteen (13) buses of potential. We will keep you posted as to the progress.
- Federal agencies are releasing Notice of Funding Availability (NOFA). We have submitted four (4) competitive grants for \$101 million.
- Philadelphia is receiving its first fuel cell buses and wants to bring them here for testing. The Alamo fuel cells are now becoming more desired.

### **Communications from the Board of Trustees**

- Mr. Warren asked the Board to consider dedicating the Massillon Transit Station and naming the building Ed Grier Center. We would like to have the Massillon Mayor, elected officials, and Congresswoman Sherrod Brown attend an open house at the location with a celebration for the community, such as food trucks.

## **Resolutions**

### **#12 – A Resolution To Update The Purchase Of Two (2) – Forty (40) Feet Length Electric Powered Buses From Motor Coach Industries**

Ms. Egbert moved to adopt the resolution. Mr. Blasiman seconded the motion; the vote passed unanimously.

### **#13 – A Resolution To Purchase And Implement Onsite Yard Management Solution**

Mr. Warren moved to adopt the resolution. Mr. Morey seconded the motion; the vote passed unanimously.

### **#14 – A Resolution To Apply For Section 5339(c) Low Or No Emissions Discretionary For Fiscal Year 2024**

Mr. Warren moved to adopt the resolution. Ms. Egbert seconded the motion; the vote passed unanimously.

## **Adjournment**

Ms. Egbert moved to adjourn the meeting at 6:20 PM.

**Stark Area Regional Transit Authority  
Board of Trustees Work Session  
June 12, 2024, @ 5:00 PM**

Mr. Macala called the meeting to order at 5:03 PM.

**Attendance**

**Board** (Quorum Present)

Ron Macala (President), James Reinhard (Vice-President), Rex Morey, Chet Warren, and NaSheka Combs-Lemon.

**Excused**

Margaret Egbert, Gregory Blasiman, Myra Watkins, and Kaitlyn Kowicki.

Mr. Morey moved to accept the excused absences. Ms. Combs-Lemon seconded the motion; the vote passed unanimously.

**Staff**

Kirt Conrad (Executive Director/CEO), Clayton Popik (Director, Development and Special Projects), Latrice Virola (Director, Customer Relations), Sheila Gines (HR Administrator), and Michael Mouser (Benefits Manager).

**Other**

Paul Malesick (KWGD).

---

**Microtransit Services Overview – Clayton Popik and Latrice Virola**

- You can find the Microtransit contract awarded to Via in Resolution #72 in 2023.
- Via will provide software, vehicles, and drivers as a turnkey solution in Stark County.
- SARTA Connect will add to transit-dependent residents and the surrounding areas:
  1. More Flexibility
  2. Improved Access
  3. Always Affordable
  4. Seamless Travel Planning
- The objectives of SARTA Connect:
  1. Convenient app-based booking.
  2. Work trips, fill service gaps.
  3. Create a solution for first-mile/last-mile obstacles.
  4. The SARTA Connect will be a feeder service to SARTA's fixed routes.
  5. Countywide rural public transportation.

- Pilot launch July 2024. There will be a gradual launch across the county. Transit Centers will be anchors for each pilot area. After each pilot launch, SARTA will evaluate each stage.
- The SARTA Connect one-way ride cost will be the same as SARTA's fixed route cost of \$1.50.

**Pilot Areas and Timing of Launch**

Approximately six (6) to eight (8) vehicles will begin at the pilot launch in the SW Stark Massillon area, with the expectation that twelve (12) to fifteen (15) vehicles will be in use by the final launch stage.

- ❖ SW Stark/Massillon Transit Center – July 22, 2024 (Approx. 6-8 vehicles)
- ❖ NE Stark/Alliance Transit Center – September 2024
- ❖ SE Stark/Cornerstone Transit Center – November 2024
- ❖ NW Stark/Belden Village Transit Center – January 2025
- ❖ Final evaluation of countywide service – March 2025

**Mobil Application Branding and Logo**

- The logo and vehicle wrap will be relative to our current one, with just enough modifications to distinguish between SARTA regular services and Via services.

**Sunday Service**

- Reintroduce Sunday service to Stark County.
- Attentive restart in April 2025.
- Start as a pre-booked Demand Response service to determine usage.
- Introduce an on-demand service if ridership demand can support it.

**Resolution**

**#15 – A Resolution To Purchase Three (3) 35' CNG Low Floor Buses From Gillig**

Mr. Warren moved to adopt the resolution. Ms. Combs-Lemon seconded the motion; the vote passed unanimously.

**#16 – A Resolution To Dispose Of Obsolete And Unusable Vehicles**

Mr. Morey moved to adopt the resolution. Mr. Warren seconded the motion; the vote passed unanimously.

**#17 – A Resolution To Authorize The Executive Director/CEO To Enter Into Contract With Integrated Sensing Solutions, Inc. For The Purchase And Installation Of Additional Gas And Flame Detection Equipment To Enhance Safety Measures In The New CNG Compound And Garage.**

Mr. Warren moved to adopt the resolution. Ms. Combs-Lemon seconded the motion; the vote passed unanimously.

**#18 – A Resolution To Apply For Ohio Workforce Mobility Partnership Program For SFY 2025**

Mr. Morey moved to adopt the resolution. Mr. Warren seconded the motion; the vote passed unanimously.

**#19 – A Resolution To Authorize The Executive Director/CEO To Enter Into A Three (3) Year Lease With Air Products To Upgrade The Current Hydrogen Storage Tank To An 18,000 Gallon Storage Tank**

Mr. Warren moved to adopt the resolution. Ms. Combs-Lemon seconded the motion; the vote passed unanimously.

**#20 – A Resolution To Authorize The Stark Area Regional Transit Authority (SARTA) To Join The Southeast Ohio Public Energy (DBA Sustainable Ohio Public Energy Council); Authorizing The Execution And Delivery Of The Agreement Establishing SOPEC; Approving The Bylaws Of SOPEC; And Authorizing The Execution And Delivery Of The SOPEC Electric Account Program Agreement And Electric Service Agreement(s)**

Mr. Warren moved to adopt the resolution. Mr. Morey seconded the motion; the vote passed unanimously.

#### **Communication from the Executive Director/CEO**

- ODOT and Wayne County decided to discontinue SARTA servicing Wayne County service on Saturday, August 31, 2024. SARTA will stop signing up new WCT customers immediately. The city of Wooster, the Wayne County Commissioners, and Community Action of Wayne/Medina (CAW/M) are working with DOT to reestablish a transportation system.
- **Two (2) public meetings are scheduled for the community's concerns and comments:**
  - **Thursday, July 18, 2024, 11 AM – 1 PM** at Bruch Hall, First Presbyterian Church of Wooster (621 College Ave., Wooster, OH 44691,
  - **Thursday, July 18, 2024, 5 PM – 7 PM** at the Orrville Public Library (230 North Main St., Orrville, OH 44667.
- It is disheartening to know that thirty (30) DD clients and a couple hundred others have relied on it to get to work and other destinations. There is a deaf and blind



woman who travels at times, a couple times a week, up to four trips a day for school and will no longer have transportation. There is an Amish school workshop where SARTA transports students and teachers to the south of Wooster, which will no longer have transportation.

**Executive Session began at 5:47 PM**

**Adjournment**

Mr. Warren moved to adjourn the meeting at 6:22 PM.



# Transportation & Maintenance

**Mark Finnicum**  
**Chief Operations Officer**

## SARTA RIDERSHIP REPORT

May 2024

2024 Operating Days 22 Weekdays, 4 Saturdays

2023 Operating Days 21 Weekdays, 4 Saturdays

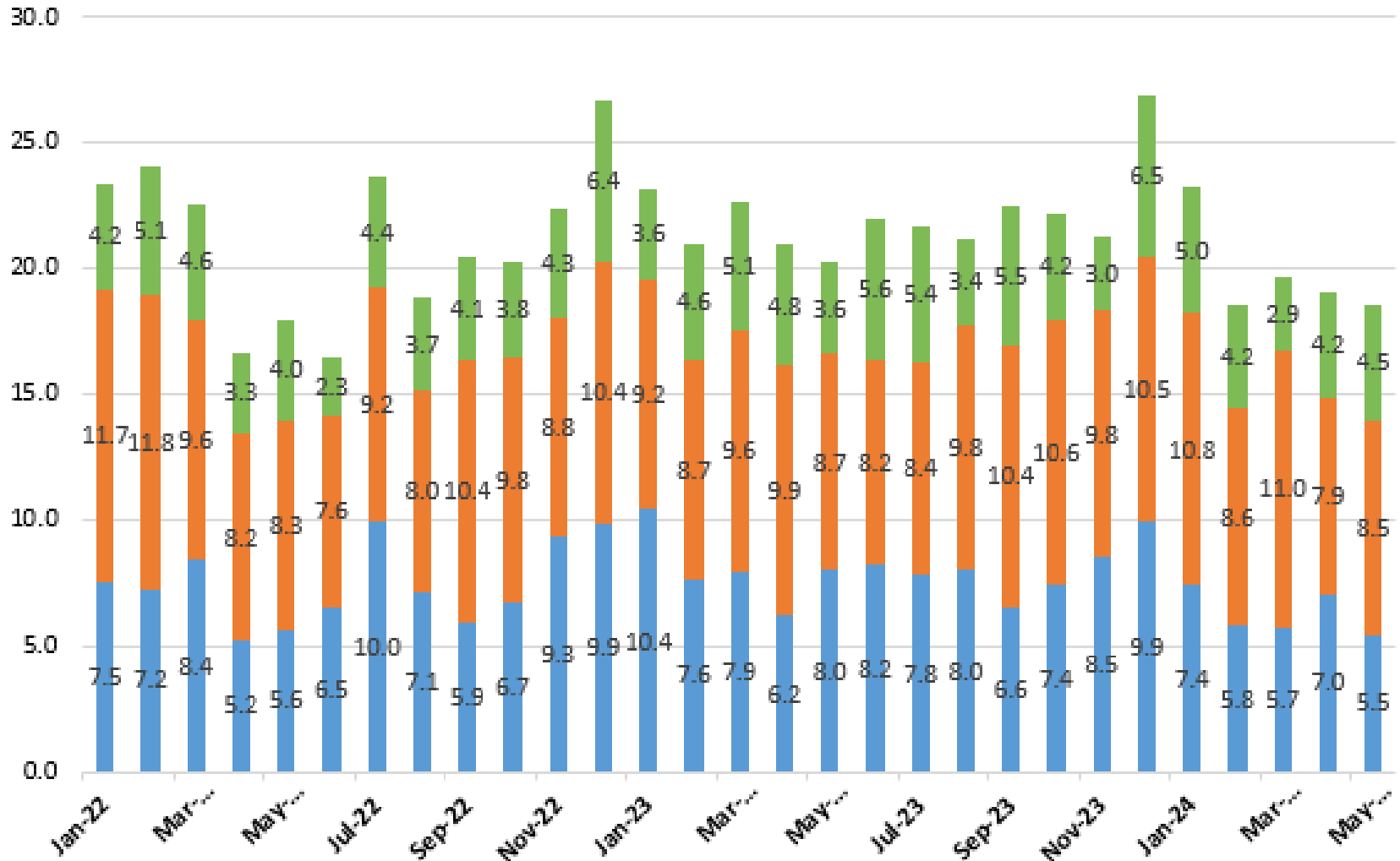
<b><i>Ridership</i></b>	<b>CURRENT MO.</b>				<b>YTD</b>			
	<b>2024</b>	<b>2023</b>	<b>change</b>	<b>%</b>	<b>2024</b>	<b>2023</b>	<b>change</b>	<b>%</b>
Fixed Route	110,883	103,464	7,419	7.17%	523,806	485,085	38,721	7.98%
Other Revenue	493	494	-1	100.00%	2,591	2,390	201	100.00%
Paratransit	10,726	11,258	-532	-4.73%	53,326	56,497	-3,171	-5.61%
CS-Out of county	702	1,667	-965	100.00%	3,961	7,802	-3,841	100.00%
<b>Total</b>	<b>122,804</b>	<b>116,883</b>	<b>5,921</b>	<b>5.07%</b>	<b>583,684</b>	<b>551,774</b>	<b>31,910</b>	<b>5.78%</b>

<b><i>Vehicle Operations</i></b>	<b>CURRENT MO.</b>				<b>YTD</b>	<b>PRIOR YTD</b>		
	<b>2024</b>	<b>2023</b>	<b>change</b>	<b>%</b>	<b>2024</b>	<b>2023</b>	<b>change</b>	<b>%</b>
Fixed Route	202,870	199,379	3,491	1.75%	1,005,525	941,629	63,896	6.79%
Other Revenue	1,664	1,541	123	100.00%	7,845	7,524	321	100.00%
Fixed Deadhead	9,677	10,147	-470	-4.63%	47,547	49,927	-2,380	-4.77%
Paratransit	98,738	100,892	-2,154	-2.14%	497,464	478,928	18,536	3.87%
CS-Out of county	9,440	13,202	-3,762	100.00%	47,108	59,071	-11,964	100.00%
Para Deadhead	30,678	56,989	-26,311	-46.17%	140,044	278,441	-138,397	-49.70%
<b>Total</b>	<b>353,066</b>	<b>382,150</b>	<b>-29,083</b>	<b>-7.61%</b>	<b>1,745,532</b>	<b>1,815,520</b>	<b>-69,987</b>	<b>-3.85%</b>

<b><i>Hours</i></b>	<b>CURRENT MO.</b>				<b>YTD</b>			
	<b>2024</b>	<b>2023</b>	<b>change</b>	<b>%</b>	<b>2024</b>	<b>2023</b>	<b>change</b>	<b>%</b>
Fixed Route	12,350	12,009	341	2.84%	61,235	57,585	3,650	6.34%
Other Revenue	48	32	16	100.00%	183	160	23	100.00%
Paratransit	5,961	6,040	-79	-1.31%	30,382	29,470	912	3.10%
CS-Out of county	562	1,242	-680	100.00%	3,415	5,914	-2,499	100.00%
<b>Total</b>	<b>18,920</b>	<b>19,323</b>	<b>-403</b>	<b>-2.09%</b>	<b>95,214</b>	<b>93,128</b>	<b>2,086</b>	<b>2.24%</b>

## PROLINE INFRACTIONS DARA - PER 1000 ATTEMPTS

■ NO SHOW - RATE    
 ■ LATE CANCEL - RATE    
 ■ CANCEL AT THE DOOR - RATE



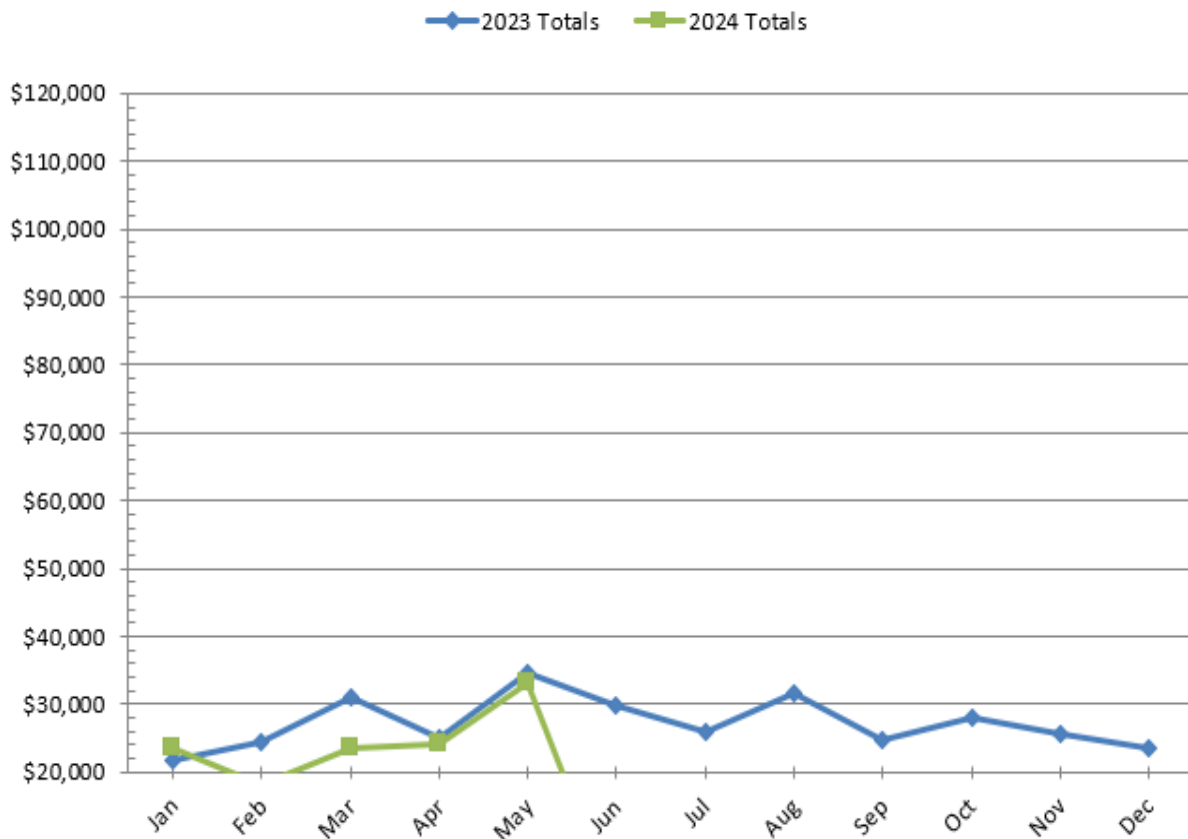
<b>2024 Proline "Shared Ride" Service Statistics</b>									
<b>Month</b>	<b>Trips Scheduled</b>	<b>Advanced Cancels</b>	<b>Same Day Cancels</b>	<b>No - Shows</b>	<b>Late Cancels</b>	<b>Cancels at the Door</b>	<b>Total Performed Trips</b>	<b>Vehicle Miles</b>	<b>Miles per Trip</b>
January	11,745	1,714	858	87	127	59	8,900	144,918	16.18
February	11,728	1,545	799	68	101	49	9,166	144,160	15.73
March	11,664	1,471	736	67	128	34	9,288	136,680	14.81
April	11,963	1,776	744	84	94	50	9,215	140,325	15.23
May	12,092	1,744	635	66	103	55	9,489	143,484	15.12
June									
July									
August									
September									
October									
November									
December									
<b>Year to Date Totals</b>	<b>59,192</b>	<b>8,250</b>	<b>3,772</b>	<b>372</b>	<b>553</b>	<b>247</b>	<b>46,058</b>	<b>709,567</b>	<b>15.41</b>

<b>Proline "Shared Ride" Service Statistics for the month of</b>									
<b>Month</b>	<b>Trips Scheduled</b>	<b>Advanced Cancels</b>	<b>Same Day Cancels</b>	<b>No - Shows</b>	<b>Late Cancels</b>	<b>Cancels at the Door</b>	<b>Total Performed Trips</b>	<b>Vehicle Miles</b>	<b>Miles per Trip</b>
May	12,092	1,744	635	66	103	55	9,489	143,484	15.12

### Pass/Ticket Sales Comparison, 2024 - 2023

2024	2024 Totals	2023	2023 Totals	Percent changed
Jan	\$23,389.25	Jan	\$21,600.00	8.28%
Feb	\$18,266.00	Feb	\$24,332.00	-24.93%
Mar	\$23,526.50	Mar	\$30,946.00	-23.98%
Apr	\$24,087.50	Apr	\$24,900.00	-3.26%
May	\$33,029.75	May	\$34,629.00	-4.62%
Jun	\$0.00	Jun	\$29,916.00	
Jul	\$0.00	Jul	\$25,982.00	
Aug	\$0.00	Aug	\$31,583.00	
Sep	\$0.00	Sep	\$24,805.00	
Oct	\$0.00	Oct	\$28,033.00	
Nov	\$0.00	Nov	\$25,507.00	
Dec	\$0.00	Dec	\$23,543.00	
Year-to-Date	\$122,299.00	Year-to-Date	\$136,407.00	-10.34%

### Pass/Ticket Sales Comparison, 2024 - 2023



## 2024-2023 Ridership by Fixed Route

Route	May 2024	May 2023	Difference	Percentage Change
4	289	338	-49	-14.50%
45	2,115	2,125	-10	-0.47%
81	5,630	6,393	-763	-11.93%
101	4,502	3,589	913	25.44%
102	20,237	17,791	2,446	13.75%
103	3,902	3,471	431	12.42%
105	6,790	7,212	-422	-5.85%
106	8,094	8,173	-79	-0.97%
107	3,624	3,581	43	1.20%
108	5,246	5,017	229	4.56%
110	6,692	4,329	2,363	54.59%
111	3,725	3,572	153	4.28%
113	2,722	2,104	618	29.37%
114	1,758	2,087	-329	-15.76%
117	3,954	4,492	-538	-11.98%
118	2,471	2,436	35	1.44%
119	4,615	5,299	-684	-12.91%
121	1,584	811	773	95.31%
122	0	611	-611	-100.00%
124	1,456	527	929	100.00%
125	1,509	1,604	-95	-5.92%
126	977	620	357	57.58%
128	1,349	1,187	162	13.65%
130	1,588	2,317	-729	-31.46%
131	4,089	1,197	2,892	100.00%
132	1,316	742	574	77.36%
133	0	701	-701	-100.00%
139	8,292	8,575	-283	-3.30%
151	434	474	-40	-8.44%
152	628	701	-73	-10.41%
153	703	580	123	21.21%
157	194	256	-62	-24.22%
158	398	247	151	61.13%
<b>Total</b>	<b>110,883</b>	<b>103,159</b>	<b>7,724</b>	<b>7.49%</b>

## 2024-2023 YTD Ridership by Fixed Route

Route	May 2024	May 2023	Difference	Percentage Change
4	1,163	1,508	-345	-22.88%
45	10,684	10,435	249	2.39%
81	28,416	29,779	-1,363	-4.58%
101	21,336	16,052	5,284	32.92%
102	96,154	82,753	13,401	16.19%
103	20,208	15,567	4,641	29.81%
105	33,587	30,899	2,688	8.70%
106	37,791	39,423	-1,632	-4.14%
107	20,379	16,144	4,235	26.23%
108	26,362	23,919	2,443	10.21%
110	30,918	18,266	12,652	69.27%
111	18,881	18,621	260	1.40%
113	13,467	9,286	4,181	45.02%
114	7,671	11,815	-4,144	-35.07%
117	20,612	20,073	539	2.69%
118	11,834	10,241	1,593	15.56%
119	22,608	23,184	-576	-2.48%
121	6,689	4,187	2,502	59.76%
122	0	3,117	-3,117	-100.00%
124	6,311	2,941	3,370	100.00%
125	6,994	8,012	-1,018	-12.71%
126	4,618	2,354	2,264	96.18%
128	6,406	5,918	488	8.25%
130	7,381	10,225	-2,844	-27.81%
131	16,298	8,255	8,043	97.43%
132	3,790	4,366	-576	-13.19%
133	0	2,972	-2,972	-100.00%
139	38,545	43,162	-4,617	-10.70%
151	2,445	2,174	271	12.47%
152	3,011	3,180	-169	-5.31%
153	2,792	3,093	-301	-9.73%
157	957	986	-29	-2.94%
158	1,679	1,128	551	48.85%
<b>Total</b>	<b>529,987</b>	<b>484,035</b>	<b>45,952</b>	<b>9.49%</b>



STARK AREA REGIONAL TRANSIT AUTHORITY  
MAINTENANCE DEPARTMENT

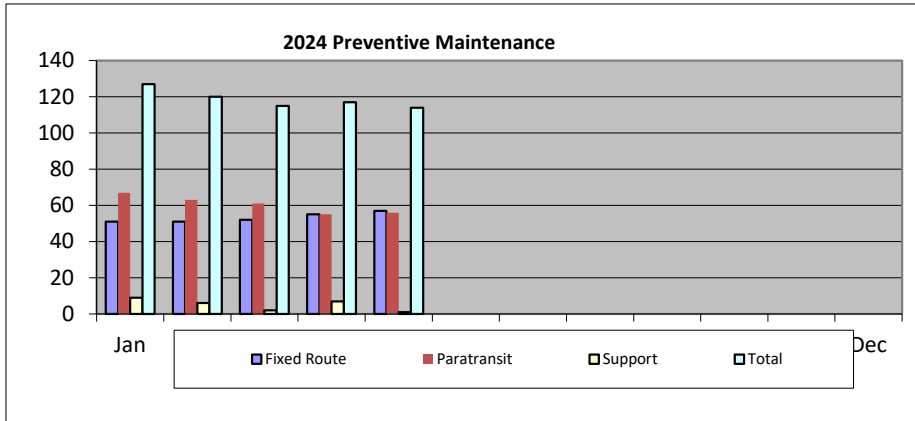
May 2024

Submitted by: Mark Finnicum

1. There was a total of 114 Preventive Maintenance Inspections
  - 57 Fixed Route Buses
  - 56 Paratransit Buses
  - 01 Support Vehicle
2. There was a total of 114 Wheelchair Inspections
3. There was a total of 09 Heat & Air Conditioning Inspections
4. There was a total of 29 Farebox Inspections
5. There was a total of 08 Front End Alignments
6. There was a total of 88 Bus Exchanges
7. There was a total of 02 CNG Recertification Inspections
8. There was a total of 15 Avail System Inspections
9. There was a total of 20 Bi-Monthly Camera Inspections
10. There was a total of 20 Road Calls
  - 14 Fixed Route Buses – 14 Towed
  - 00 Non-Revenue Vehicle – 00 Towed
  - 06 Paratransit Buses – 06 Towed
11. There was a total of 01 Warranty Repair
12. There were 00 job related injuries reported.

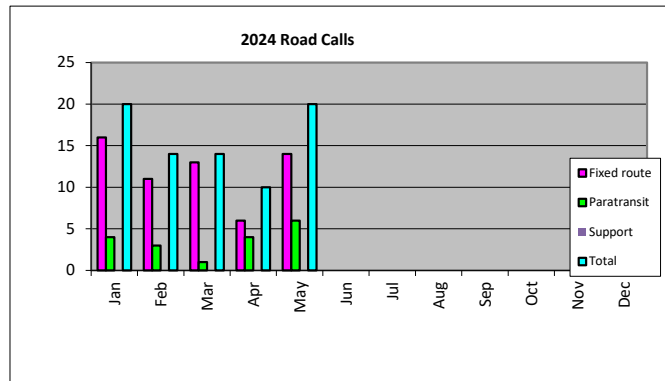
**Preventive Maintenance Inspections**

2024	Fixed Route	Paratransit	Support	Total
Jan	51	67	9	127
Feb	51	63	6	120
Mar	52	61	2	115
Apr	55	55	7	117
May	57	56	1	114
Jun				
Jul				
Aug				
Sep				
Oct				
Nov				
Dec				



**Road calls**

2024	Fixed route	Paratransit	Support	Total
Jan	16	4	0	20
Feb	11	3	0	14
Mar	13	1	0	14
Apr	6	4	0	10
May	14	6	0	20
Jun				
Jul				
Aug				
Sep				
Oct				
Nov				
Dec				



<b>2024</b>	<b>Preventive Maintenance Costs</b>	<b>Repair Costs</b>	<b>Total</b>	<b>Diesel Gallons Used 2023</b>	<b>Diesel Gallons Used 2024</b>	<b>SARTA CNG GGE Used 2023</b>	<b>SARTA CNG GGE Used 2024</b>	<b>CNG Public Use GGE 2023</b>	<b>CNG Public Use GGE 2024</b>	<b>Hydrogen Usage KG 2023</b>	<b>Hydrogen Usage KG 2024</b>
Jan	\$14,567.00	\$77,292.00	\$91,859.00	10,632	9,412	38,424	43,362	702	862	5,805	5,588
Feb	\$15,057.71	\$90,276.40	\$105,334.11	10,238	9,356	36,166	40,253	569	680	5,060	4,991
Mar	\$15,549.46	\$58,880.99	\$74,430.45	11,097	8,349	40,047	43,397	706	848	5,818	5,551
Apr	\$15,924.18	\$70,076.41	\$86,000.59	9,657	8,137	36,422	43,383	701	1,603	6,500	4,771
May	\$12,940.63	\$95,492.20	\$108,432.83	11,345	6,750	37,440	44,902	794	1,110	6,775	5,201
Jun				12,533		37,991		1,615		6,213	
Jul				12,243		39,644		1,955		5,827	
Aug				12,543		41,288		2,692		7,074	
Sep				9,897		38,659		3,024		6,401	
Oct				10,172		39,157		3,653		7,078	
Nov				9,951		36,301		697		6,957	
Dec				8,634		38,365		975		6,842	
<b>Total</b>	<b>\$74,038.98</b>	<b>\$392,018.00</b>	<b>\$466,056.98</b>	<b>128,942</b>	<b>42,004</b>	<b>459,903</b>	<b>215,298</b>	<b>18,080</b>	<b>5,103</b>	<b>76,350</b>	<b>26,103</b>
<i>Month Avg.</i>	<i>\$14,807.80</i>	<i>\$78,403.60</i>	<i>\$93,211.40</i>	<i>10,593.80</i>	<i>8,401</i>	<i>37,700</i>	<i>43,060</i>	<i>694.12</i>	<i>1,021</i>	<i>5,992</i>	<i>5,221</i>

GGE - Gasoline Gallon Equivalent



# Finance

Carrie Domer  
Director



**Stark Area Regional Transit Authority**  
**Comparative Balance Sheet**  
 For the Four Months Ending Tuesday, April 30, 2024

	CURRENT YTD	LAST YTD	VARIANCE
CASH - FIFTH THIRD-MAIN CHECKING	1,426.00	0.00	1,426
CASH - FIFTH THIRD-MERCHANT ACCOUNT	50,187.00	0.00	50,187
CASH - HUNTINGTON-CHECKING	2,035,390.00	1,920,966.00	114,424
CASH - HUNT-MERCHANT TRANSACTIONS	66,178.00	82,600.00	-16,422
CASH-MMA-4380	0.00	940,845.00	-940,845
CASH - SAVINGS (STAR OHIO)	1,778.00	1,234,576.00	-1,232,798
CASH - HUNT-FSA ACCOUNT	32,936.00	30,336.00	2,600
CASH - HUNTINGTON-PAYROLL	0.00	-1,277.00	1,277
CASH - FIFTH THIRD BANK	4,351,276.00	5,884,604.00	-1,533,328
HUNTINGTON CDAR'S	1,018,814.00	1,001,053.00	17,761
IMPREST FUND - COINS	949.00	951.00	-3
IMPREST FUND - FINANCE	500.00	500.00	0
IMPREST FUND - CORNERSTONE	600.00	450.00	150
IMPREST FUND - MAINTENANCE	50.00	50.00	0
IMPREST FUND - BV	300.00	300.00	0
IMPREST FUND - ALLIANCE	300.00	250.00	50
IMPREST FUND - MASSILLON	300.00	0.00	300
IMPREST FUND - TVM	985.00	1,193.00	-208
<b>TOTAL CASH &amp; EQUIVALENTS</b>	<b>7,561,968.00</b>	<b>11,097,397.00</b>	<b>-3,535,429</b>
ACCOUNTS RECEIVABLE	167,161.00	122,226.00	44,934
PROJECT RECEIVABLE	201,499.00	342,490.00	-140,991
ESTIMATED SALES TAX REC'V	4,583,017.00	4,193,370.00	389,647
<b>TOTAL RECEIVABLES</b>	<b>4,951,677.00</b>	<b>4,658,087.00</b>	<b>293,590</b>
INVENTORY - VEHICLE PARTS & SUPPLIES	40,061.00	291,102.00	-251,041
INVENTORY - DIESEL FUEL	20,107.00	25,233.00	-5,126
INVENTORY - LUBRICANTS	89,270.00	63,949.00	25,321
INVENTORY - HYDROGEN	16,790.00	5,610.00	11,180
<b>TOTAL INVENTORIES</b>	<b>166,228.00</b>	<b>385,894.00</b>	<b>-219,667</b>
WIP - CORNERSTONE PROJECT	19,695.00	0.00	19,695
WIP - OTHER CAPITAL PROJECTS	126,071.00	0.00	126,071
WIP - GATEWAY RENOVATION	0.00	9,672.00	-9,672
WIP - BUS PURCHASES	181,858.00	1,155,836.00	-973,979
WIP - MAINTENANCE PROJECTS	48,266.00	0.00	48,266
WIP - IT PROJECTS	8,643.00	199,331.00	-190,688
WIP - BUILDING EXPANSION PROJECT	956,448.00	1,299,757.00	-343,309
WIP - RESEARCH	2,651.00	27,228.00	-24,577
WIP - WAYNE COUNTY	11,784.00	966.00	10,818
WIP - MASSILLON PROJECT	326,558.00	1,141,266.00	-814,708
WIP - FIXED ASSET CLEARING	28,911,204.00	9,402,185.00	19,509,018
<b>TOTAL WORK IN PROCESS</b>	<b>30,593,178.00</b>	<b>13,236,242.00</b>	<b>17,356,936</b>
LAND	2,562,013.00	2,537,013.00	25,000
BLDG & IMPROVEMENTS	23,410,300.00	21,040,100.00	2,370,200
30', 35' & 40' BUSES	37,660,125.00	38,322,008.00	-661,884
LIGHT DUTY BUSES	10,278,836.00	10,651,061.00	-372,225
AUTOS & PICKUPS	726,070.00	686,491.00	39,579
LIFE EXTENDING OVERHAULS	361,922.00	303,436.00	58,485
COMPUTER HARDWARE	814,762.00	721,731.00	93,031
SOFTWARE/MISC	2,083,373.00	1,982,135.00	101,238
FURNITURE & FIXTURES	105,212.00	105,212.00	0
ELECTRONICS	1,049,663.00	1,049,663.00	0
MACHINERY & EQUIPMENT	1,668,238.00	1,604,879.00	63,359
SIGNS & SHELTERS	1,262,554.00	1,262,554.00	0
BUS M&E FAREBOXES RADIOS	5,694,482.00	5,615,619.00	78,863
<b>TOTAL FIXED ASSETS</b>	<b>87,677,548.00</b>	<b>85,881,901.00</b>	<b>1,795,647</b>
ACC DEPR - BLDG	-7,402,874.00	-6,864,114.00	-538,759
ACC DEPR - 30' 35' 40'	-19,936,761.00	-17,642,653.00	-2,294,108
ACC DEPR - LT DU	-5,182,283.00	-4,693,579.00	-488,704
ACC DEPR - AUTOS	-621,109.00	-566,558.00	-54,552



**Stark Area Regional Transit Authority**  
**Comparative Balance Sheet**  
 For the Four Months Ending Tuesday, April 30, 2024

	CURRENT YTD	LAST YTD	VARIANCE
ACC DEPR - OVERH	-132,810.00	-124,781.00	-8,029
ACC DEPR - HARDW	-542,527.00	-452,987.00	-89,540
ACC DEPR - FURN	-80,990.00	-73,252.00	-7,739
ACC DEPR - ELECT	-907,152.00	-830,796.00	-76,356
ACC DEPR - MACH	-1,361,865.00	-1,338,822.00	-23,043
ACC DEPR - SIGNS	-876,118.00	-656,128.00	-219,990
ACC DEPR - BUS M	-6,989,471.00	-6,926,721.00	-62,751
ACC AMORT - SOFTWARE & MISC ASSETS	-1,970,785.00	-1,902,774.00	-68,012
<b>TOTAL ACC DEPR + AMORT</b>	<b>-46,004,746.00</b>	<b>-42,073,164.00</b>	<b>-3,931,582</b>
<b>NET CAPITAL ASSETS</b>	<b>41,672,803.00</b>	<b>43,808,738.00</b>	<b>-2,135,935</b>
PREPAID INSURANCE	157,829.00	183,220.00	-25,392
OTHER PREPAID EXPENSES	563,799.00	518,719.00	45,080
PREPAID HEALTH INSURANCE	695,105.00	806,302.00	-111,196
NET OPEB ASSET	0.00	2,056,916.00	-2,056,916
NET PENSION ASSET	132,677.00	182,456.00	-49,779
DEFERRED OUTFLOW-OPEB	1,435,542.00	0.00	1,435,542
DEFERRED OUTFLOW OF RESOURCES	10,769,873.00	2,789,139.00	7,980,734
<b>TOTAL OTHER ASSETS</b>	<b>13,754,825.00</b>	<b>6,536,752.00</b>	<b>7,218,073</b>
<b>TOTAL ASSETS</b>	<b>98,700,677.00</b>	<b>79,723,109.00</b>	<b>18,977,568</b>
ACCOUNTS PAYABLE	1,213,226.00	1,428,226.00	-215,000
ACCRUED PURCHASES	720,291.00	1,379,363.00	-659,072
<b>TOTAL ACCOUNTS PAYABLE</b>	<b>1,933,517.00</b>	<b>2,807,588.00</b>	<b>-874,072</b>
ACCRUED PAYROLL	342,369.00	245,303.00	97,067
ACCRUED PTO	956,894.00	984,868.00	-27,974
ACCRUED SICK LEAVE	622,721.00	575,314.00	47,407
ACCRUED ANNIVERSARY & BIRTHDAY	51,073.00	85,517.00	-34,445
ACCRUED FED INCOME TAX WITHHELD	1,705.00	1,798.00	-93
ACCRUED LOCAL TAX WITHHELD	-10.00	0.00	-10
ACCRUED MEDICARE - EMPLOYEES SHARE	5,902.00	4,458.00	1,444
ACCRUED MEDICARE - EMPLOYER SHARE	5,902.00	4,458.00	1,444
ACCRUED PERS-EMPLOYEES	114,679.00	102,381.00	12,298
ACCRUED PERS-EMPLOYER	184,912.00	167,317.00	17,595
ACCRUED BENEFITS - VDSTDTL	215,050.00	127,942.00	87,108
ACCRUED UNION BENEFITS - VDH	-14,162.00	-11,854.00	-2,307
MISCELLANEOUS DEDUCTION LIABILITY	10.00	14.00	-4
YMCA DUES LIABILITY	3,112.00	4,634.00	-1,523
SUPPLEMENTAL INSURANCE LIAB	8,947.00	6,585.00	2,362
EMPLOYEES DEF. COMPENSATION LIAB	880.00	0.00	880
FLEXIBLE SPENDING LIABILITY	40,056.00	37,456.00	2,600
<b>TOTAL PAYROLL LIABILITIES</b>	<b>2,540,040.00</b>	<b>2,336,190.00</b>	<b>203,850</b>
OTHER CURR LIABILITIES-MISC	-89,722.00	-106,377.00	16,655
INSURANCE-FTA LIABILTY	9,800.00	437,289.00	-427,489
CURRENT LIAB.-FTA INTEREST	228,187.00	97,598.00	130,589
NET OPEB LIABILITY	482,555.00	0.00	482,555
NET PENSION LIABILITY	23,228,813.00	5,873,034.00	17,355,779
DEFERRED INFLOWS-OPEB	169,217.00	2,165,666.00	-1,996,449
DEFERRED INFLOWS OF RESOURCES	119,312.00	7,427,715.00	-7,308,403
<b>TOTAL OTHER LIABILITIES</b>	<b>24,148,163.00</b>	<b>15,894,925.00</b>	<b>8,253,237</b>
<b>TOTAL LIABILITIES</b>	<b>28,621,720.00</b>	<b>21,038,704.00</b>	<b>7,583,016</b>
FEDERAL GOVT CAPITAL GRANT	7,277,936.00	7,277,936.00	0
STATE GOVT CAPITAL GRANT	656,930.00	656,930.00	0
NON-GOVT DONATIONS	217,429.00	217,429.00	0
UNRESTRICTED PENSION	-12,527,321.00	-12,413,602.00	-113,719
RESTRICTED OPERS PENSION	113,719.00	0.00	113,719
ACCUMULATED EARNINGS<LOSSES>	67,580,622.00	63,729,914.00	3,850,708



**Stark Area Regional Transit Authority**  
Comparative Balance Sheet  
For the Four Months Ending Tuesday, April 30, 2024

	<u>CURRENT YTD</u>	<u>LAST YTD</u>	<u>VARIANCE</u>
NET REVENUE	6,759,643.00	-784,202.00	7,543,845
TOTAL LIABILITIES & ACCUMULATED EARNINGS	98,700,677.00	79,723,109.00	18,977,568



April 2024 Investment Report

Investments			
Name	Yield	Total	Maturity
Star Ohio	5.46%	\$ 1,777.65	
CDARS			
-2191	5.30%	\$ 539,528.06	10/24/2024
-8131	5.10%	\$ 241,549.22	10/2/2025
-1752	0.30%	\$ 237,736.30	7/5/2024
<b>Total of all CDARS</b>		<b>\$ 1,018,813.58</b>	

5th 3rd								
Type	Current Units	Purchase Date	Identifier	Description	Final Maturity	Original Cost	Market Value	Current Book Yield
AGENCY BOND	500,000.00	6/9/2021	3130AMM58	FHLB	12/9/2024	\$ 500,000.00	\$ 486,020.00	0.50
AGENCY BOND	500,000.00	2/24/2021	3130AL3U6	FHLB	2/24/2026	\$ 500,000.00	\$ 463,790.00	0.80
CD	250,000.00	6/16/2021	90348JM64	UBS BANK USA 57565	6/17/2024	\$ 250,000.00	\$ 248,395.00	0.35
CD	249,000.00	7/16/2021	05580AB29	BMW BANK OF NORTH AMERICA 35141	7/16/2024	\$ 249,000.00	\$ 246,457.71	0.50
CD	249,000.00	9/2/2021	89235MLK5	TOYOTA FINANCIAL SAVINGS 57542	9/3/2024	\$ 249,000.00	\$ 244,946.28	0.60
CD	249,000.00	9/8/2021	38149MZG1	GOLDMAN SACHS BANK 33124	9/9/2024	\$ 249,000.00	\$ 244,801.86	0.65
CD	238,000.00	9/27/2023	70153RLY2	PARKWAY BANK AND TRUST	9/27/2024	\$ 238,000.00	\$ 237,842.92	5.35
CD	234,000.00	9/29/2023	69324MAX3	PCSB BANK 15995	9/27/2024	\$ 234,000.00	\$ 233,934.48	5.45
CD	249,000.00	2/11/2021	05600XBJ8	BMO HARRIS BANK NATIONAL	11/25/2024	\$ 249,000.00	\$ 242,451.30	0.50
CD	249,000.00	11/29/2021	947547NN1	WEBBANK	11/29/2024	\$ 249,000.00	\$ 242,590.74	0.75
CD	250,000.00	3/31/2021	58958PHZ0	MERIDIAN CORPORATION	3/31/2025	\$ 250,000.00	\$ 239,652.50	0.55
CD	250,000.00	4/1/2021	538036PE8	LIVE OAK BANKING COMPANY	10/1/2025	\$ 250,000.00	\$ 235,382.50	0.80
CD	249,000.00	4/14/2021	856285VK4	STATE BANK OF INDIA-33682	4/14/2026	\$ 249,000.00	\$ 230,165.64	0.90
MM Fund	754,845.40		60934N104	Federated HRMS	4/30/2024	\$ 754,845.40	\$ 754,845.40	5.18
<b>SUMMARY</b>	<b>4,470,845.40</b>					<b>\$ 4,470,845.40</b>	<b>\$ 4,351,276.33</b>	

Total of All Investments: \$ 5,371,867.56





**STARK AREA REGIONAL TRANSIT AUTHORITY**  
 DETAILED INCOME STATEMENT  
 For the Period Ending 4/30/2024

*Carrie Domer* 5.22.24

	<u>April 2024 Actual</u>	<u>April 2024 Budget</u>	<u>April 2023 Prior Yr Actual</u>	<u>Jan 24-Dec 24 Actual</u>	<u>Jan 24-Dec 24 Budget</u>	<u>Jan 23 - Dec 23 Prior Yr Actual</u>	<u>-over/under Budget</u>
CASH FARES	40,682	39,167	35,953	155,141	156,667	136,444	1,526
CASH FARES WAYNE COUNTY	109	500	126	342	2,000	872	1,658
SC CASH FARES	0	0	943	0	0	3,754	0
TVM CASH FARES	0	0	63	0	0	478	0
ADULT PASSES	28,208	24,500	8,526	116,875	98,000	54,137	-18,875
SC ADULT PASSES	0	0	8,371	0	0	21,458	0
TVM ADULT PASSES	0	0	1,095	0	0	5,085	0
FULL FARE TICKETS	19,171	20,833	9,710	74,366	83,333	57,524	8,968
SC FULL FARE TICKETS	0	0	2,295	0	0	3,311	0
TVM FULL FARE TICKETS	0	0	296	0	0	914	0
STUDENT PASSES	3,218	1,558	0	8,525	6,233	2,173	-2,292
SC STUDENT PASSES	0	0	1,453	0	0	1,783	0
SC PROLINE CASH FARES	0	0	6,148	0	0	24,134	0
PROLINE CASH FARES	8,573	10,000	3,408	34,892	40,000	12,590	5,108
REDUCED FARE TICKETS	285	458	8	1,648	1,833	2,033	186
SC REDUCED FARE TICKETS	0	0	312	0	0	334	0
TVM REDUCED FARE TICKETS	0	0	23	0	0	77	0
REDUCED FARE PASSES	7,358	7,250	180	28,170	29,000	10,305	830
SC REDUCED FARE PASSES	0	0	4,215	0	0	12,795	0
TVM REDUCED FARE PASSES	0	0	158	0	0	528	0
PROLINE TICKETS	740	4,333	2,772	2,810	17,333	20,826	14,523
SC PROLINE TICKETS	0	0	29	0	0	88	0
PROLINE PASSES	5,558	1,667	293	16,717	6,667	293	-10,050
SC PROLINE PASSES	0	0	1,710	0	0	4,433	0
CLEVELAND TICKETS	83	167	98	505	667	603	162
SC CLEVELAND TICKETS	0	0	45	0	0	48	0
<b>TOTAL PASSENGER FARES</b>	<b>113,982</b>	<b>110,433</b>	<b>88,227</b>	<b>439,990</b>	<b>441,733</b>	<b>377,015</b>	<b>1,743</b>
CONTRACTED SERVICES	18,989	18,333	16,075	82,986	73,333	69,443	-9,652
WAYNE COUNTY SERVICES	6,927	13,333	16,569	26,619	53,333	51,439	26,715
VETERANS TRANSPORT FARES	0	5,833	16,575	16,575	23,333	16,575	6,758
SPECIAL SHUTTLE FARES	486	83	0	591	333	52	-257
<b>TOTAL SPECIAL TRANSIT</b>	<b>26,402</b>	<b>37,583</b>	<b>49,219</b>	<b>126,770</b>	<b>150,333</b>	<b>137,509</b>	<b>23,564</b>
PROGRAM INCOME - ADVERTISING	5,940	6,250	1,375	21,486	25,000	11,106	3,514
PROGRAM INCOME - CONCESSIONS	164	108	132	560	433	343	-126
PROGRAM INCOME - BUS WASH	60	100	270	580	400	790	-180
PROGRAM INCOME - HYDROGEN FUEL	0	0	0	174	0	0	-174
<b>SUBTOTAL PROGRAM INCOME</b>	<b>6,164</b>	<b>6,458</b>	<b>1,777</b>	<b>22,799</b>	<b>25,833</b>	<b>12,238</b>	<b>3,034</b>
MISC TRANSP. REVENUE	0	167	0	0	667	16	667
<b>TOTAL AUX TRANS REVENUE</b>	<b>0</b>	<b>167</b>	<b>0</b>	<b>0</b>	<b>667</b>	<b>16</b>	<b>667</b>
INTEREST INCOME	6,377	17,500	7,741	55,748	70,000	38,752	14,252
<b>TOTAL INTEREST &amp; DISCOUNT REVENUE</b>	<b>6,377</b>	<b>17,500</b>	<b>7,741</b>	<b>55,748</b>	<b>70,000</b>	<b>38,752</b>	<b>14,252</b>
DIESEL FUEL TAX REFUND	3,722	4,600	4,404	16,319	18,400	19,140	2,081
WAYNE COUNTY GASOLINE REFUND	823	1,575	1,230	3,725	6,300	5,004	2,575
STARK COUNTY GASOLINE REFUND	545	469	0	2,039	1,875	0	-164
CNG FUEL REFUND	81	500	487	665	2,000	1,681	1,335

Date Printed 5/21/2024

Time Printed 1:48 PM



**STARK AREA REGIONAL TRANSIT AUTHORITY**  
 DETAILED INCOME STATEMENT  
 For the Period Ending 4/30/2024

	<u>April 2024 Actual</u>	<u>April 2024 Budget</u>	<u>April 2023 Prior Yr Actual</u>	<u>Jan 24-Dec 24 Actual</u>	<u>Jan 24-Dec 24 Budget</u>	<u>Jan 23 - Dec 23 Prior Yr Actual</u>	<u>-over/under Budget</u>
CNG ROYALTIES	0	83	197	929	333	433	-596
CNG - UTILITY REIMBURSEMENT	1,023	1,667	1,086	4,389	6,667	3,821	2,277
MISC REV-NONTRANSPORTATION	601	11,083	1,261	50,599	44,333	2,811	-6,266
MISC REV-EXTRAORDINARY ITEM	275	50	0	525	200	125	-325
<b>TOTAL NON-TRANSPORTATION REVENUE</b>	<b>7,071</b>	<b>20,027</b>	<b>8,665</b>	<b>79,190</b>	<b>80,108</b>	<b>33,014</b>	<b>918</b>
SALES TAX REVENUE	1,267,601	1,466,219	758,916	5,998,996	6,570,832	5,653,002	571,836
<b>TOTAL SALES TAX REVENUE</b>	<b>1,267,601</b>	<b>1,466,219</b>	<b>758,916</b>	<b>5,998,996</b>	<b>6,570,832</b>	<b>5,653,002</b>	<b>571,836</b>
<b>TOTAL REVENUES</b>	<b>1,427,597</b>	<b>1,658,388</b>	<b>914,545</b>	<b>6,723,493</b>	<b>7,339,507</b>	<b>6,251,545</b>	<b>616,013</b>



**STARK AREA REGIONAL TRANSIT AUTHORITY**  
**DETAILED INCOME STATEMENT**  
 For the Period Ending 4/30/2024

	<u>April 2024 Actual</u>	<u>April 2024 Budget</u>	<u>April 2023 Prior Yr Actual</u>	<u>Jan 24-Dec 24 Actual</u>	<u>Jan 24-Dec 24 Budget</u>	<u>Jan 23 - Dec 23 Prior Yr Actual</u>	<u>-over/under Budget</u>
<b>EXPENSES</b>							
<b>EXECUTIVE OFFICE</b>							
EX - SAL & WAGES-FIXED	15,395	13,558	11,056	56,745	54,231	55,300	-2,514
EX - SAL & WAGES-PARATRANSIT	7,931	6,984	5,695	29,232	27,937	28,488	-1,295
EX - INCENTIVES	0	113	0	175	450	175	275
EX - MEDICARE TAX	328	369	320	1,422	1,476	1,375	54
EX - PERS	5,772	6,022	4,556	22,824	24,089	21,513	1,265
EX - HEALTH INSURANCE	-672	3,158	4,222	13,936	12,631	6,725	-1,305
EX - LIFE INSURANCE	34	43	34	152	172	152	20
EX - STD INSURANCE	145	152	3,521	633	608	7,340	-25
EX - VISION	33	71	42	137	283	138	146
EX - DENTAL	86	178	86	388	710	388	322
EX - WORKERS' COMP	178	393	168	677	1,571	606	894
EX - SICK LEAVE	349	1,215	0	2,050	4,862	826	2,812
EX - HOLIDAY,FUNERAL,OTHER	0	748	0	1,093	2,992	1,041	1,899
EX - PTO	373	3,803	2,231	5,980	15,213	3,981	9,233
EX - UNIFORMS	0	17	0	239	67	0	-172
EX - YMCA & MISC BENEFITS	0	50	0	0	200	0	200
<b>TOTAL EXECUTIVE OFFICES WAGES &amp; BENEFITS</b>	<b>29,952</b>	<b>36,873</b>	<b>31,930</b>	<b>135,683</b>	<b>147,493</b>	<b>128,048</b>	<b>11,810</b>
EX - ADVERTISING	0	83	0	0	333	0	333
EX - PTS LEGAL-GENERAL	20,221	42,564	42,771	122,311	170,254	147,303	47,943
EX - PTS-OTHER	0	0	974	0	0	974	0
EX - CLINIC	723	8,333	7,200	30,600	33,333	30,600	2,733
EX - CLINIC SUPPLIES	9,413	3,333	10,138	9,413	13,333	10,138	3,920
EX - LEGAL ADS	0	42	0	0	167	0	167
EX - TRAINING & TRAVEL EXPENSE	3,079	2,500	965	9,470	10,000	5,900	530
EX - EXPENDABLE ASSETS	1,309	83	0	1,309	333	0	-975
<b>TOTAL EXECUTIVE OFFICE</b>	<b>64,697</b>	<b>93,812</b>	<b>85,601</b>	<b>308,786</b>	<b>375,247</b>	<b>322,962</b>	<b>66,461</b>
<b>TRANSPORTATION</b>							
TR - SAL & WAGES-FIXED	395,316	372,750	329,445	1,588,277	1,490,998	1,409,053	-97,279
TR - SAL & WAGES-PARATRANSIT	222,555	192,023	223,482	880,256	768,090	948,664	-112,166
TR - INCENTIVE	1,500	1,058	1,600	13,550	4,233	15,375	-9,317
TR - MEDICARE TAX	8,809	9,239	8,670	39,399	36,954	38,756	-2,444
TR - PERS	152,578	143,358	133,261	607,870	573,431	580,055	-34,439
TR - HEALTH INSURANCE	-58,278	228,932	269,129	969,321	915,726	396,987	-53,595
TR - LIFE INSURANCE	922	3,117	857	3,969	12,468	3,887	8,499
TR - STD INSURANCE	3,145	3,285	0	13,584	13,141	7,212	-443
TR - DENTAL	10,290	12,666	9,245	45,486	50,665	42,307	5,178
TR - UNEMPLOYMENT	0	2,917	3,480	0	11,667	17,851	11,667
TR - WORKERS' COMP	12,906	9,350	11,338	49,058	37,398	40,832	-11,659
TR - HOLIDAY,FUNERAL,OTHER	2,301	16,082	2,081	32,529	64,327	34,555	31,798
TR - PTO	49,386	55,234	31,821	189,364	220,934	188,867	31,570
TR - UNIFORMS	2,287	4,167	2,616	22,286	16,667	24,628	-5,619

Date Printed 5/21/2024

Time Printed 1:48 PM



**STARK AREA REGIONAL TRANSIT AUTHORITY**  
**DETAILED INCOME STATEMENT**  
 For the Period Ending 4/30/2024

	<u>April 2024 Actual</u>	<u>April 2024 Budget</u>	<u>April 2023 Prior Yr Actual</u>	<u>Jan 24-Dec 24 Actual</u>	<u>Jan 24-Dec 24 Budget</u>	<u>Jan 23 - Dec 23 Prior Yr Actual</u>	<u>-over/under Budget</u>
TR - YMCA & MISC BENEFITS	-6	458	0	1,238	1,833	1,382	596
TA - SAL & WAGES-FIXED	61,090	66,091	52,629	242,980	264,364	250,966	21,384
TA - SAL & WAGES-PARATRANSIT	31,470	34,047	27,112	125,171	136,187	129,285	11,016
TA - INCENTIVE	450	1,210	250	2,825	4,842	2,375	2,017
TA - MEDICARE TAX	1,328	1,674	1,376	5,989	6,695	6,389	706
TA - PERS	24,058	27,677	21,763	97,077	110,710	101,761	13,633
TA - HEALTH INSURANCE	-6,038	33,156	40,108	125,445	132,622	62,632	7,177
TA - LIFE INSURANCE	122	451	132	550	1,806	570	1,256
TA - STD INSURANCE	559	617	577	2,523	2,468	2,481	-55
TA - VISION	253	744	278	1,152	2,974	1,194	1,822
TA - DENTAL	798	1,865	879	3,630	7,460	3,767	3,830
TA - WORKERS' COMP	1,602	1,785	1,596	6,114	7,139	5,667	1,025
TA - SICK LEAVE	667	5,701	4,524	5,949	22,805	15,056	16,856
TA - HOLIDAY,FUNERAL,OTHER	480	3,508	932	6,327	14,034	7,066	7,707
TA - PTO	6,309	11,677	5,242	23,369	46,707	20,884	23,338
TA - UNIFORMS	-488	500	37	3,376	2,000	181	-1,376
TA - YMCA & MISC BENEFITS	0	92	0	426	367	216	-59
TA - TRAINING & TRAVEL	3,583	1,250	4,703	11,236	5,000	10,657	-6,236
<b>TOTAL TRANSPORTATION WAGES &amp; BENEFITS</b>	<b>929,954</b>	<b>1,246,678</b>	<b>1,189,162</b>	<b>5,120,326</b>	<b>4,986,712</b>	<b>4,371,561</b>	<b>-133,613</b>
TR - PTS-OTHER	2,567	3,333	8,198	10,267	13,333	23,638	3,067
TR - OFFICE SUPPLIES	0	167	491	0	667	2,895	667
TR - PRINTING	0	167	30,228	12,571	667	36,430	-11,904
TR - LEGAL ADS	0	42	0	0	167	0	167
TR - EXPENDABLE ASSETS	1,869	458	465	2,294	1,833	554	-461
<b>TOTAL TRANSPORTATION</b>	<b>934,389</b>	<b>1,250,845</b>	<b>1,228,544</b>	<b>5,145,458</b>	<b>5,003,379</b>	<b>4,435,079</b>	<b>-142,079</b>
<b>MAINTENANCE</b>							
MA - SAL & WAGES-FIXED	30,088	28,262	21,130	108,387	113,049	103,238	4,662
MA - SAL & WAGES-PARATRANSIT	15,500	14,559	10,885	55,836	58,237	53,184	2,401
MA - INCENTIVE	150	479	150	975	1,917	900	942
MA - MEDICARE TAX	669	739	596	2,797	2,954	2,654	157
MA - PERS	12,331	12,109	8,825	45,242	48,437	42,026	3,196
MA - HEALTH INSURANCE	-2,986	12,631	19,066	66,262	50,523	31,350	-15,739
MA - LIFE INSURANCE	57	172	51	234	688	229	454
MA - STD INSURANCE	290	292	257	1,200	1,167	1,123	-33
MA - VISION	142	283	128	581	1,133	567	552
MA - DENTAL	465	710	418	1,903	2,842	1,856	939
MA - WORKERS' COMP	801	790	756	3,136	3,159	2,458	23
MA - SICK LEAVE	845	2,523	701	8,463	10,091	1,901	1,628
MA - HOLIDAY,FUNERAL,OTHER	769	1,552	746	3,213	6,210	3,308	2,997
MA - PTO	4,029	6,081	3,160	12,258	24,326	13,176	12,068
MA - TRAINING &TRAVEL EXPENSE	2,207	0	0	2,434	0	0	-2,434
MA - UNIFORMS	0	167	83	578	667	583	88
MA - YMCA & MISC BENEFITS	0	25	0	301	100	0	-201
MS - SAL & WAGES-FIXED	20,817	19,590	17,766	82,501	78,360	80,153	-4,142

Date Printed 5/21/2024

Time Printed 1:48 PM



**STARK AREA REGIONAL TRANSIT AUTHORITY**  
**DETAILED INCOME STATEMENT**  
 For the Period Ending 4/30/2024

	<u>April 2024</u> <u>Actual</u>	<u>April 2024</u> <u>Budget</u>	<u>April 2023</u> <u>Prior Yr Actual</u>	<u>Jan 24-Dec 24</u> <u>Actual</u>	<u>Jan 24-Dec 24</u> <u>Budget</u>	<u>Jan 23 - Dec 23</u> <u>Prior Yr Actual</u>	<u>-over/under</u> <u>Budget</u>
MS - SAL & WAGES-PARATRANSIT	10,724	10,092	9,152	42,501	40,367	41,291	-2,134
MS - INCENTIVE	0	304	0	1,150	1,215	850	65
MS - MEDICARE TAX	440	488	417	1,983	1,951	1,877	-32
MS - PERS	7,559	7,501	6,191	30,733	30,002	29,212	-731
MS - HEALTH INSURANCE	-3,188	12,631	16,388	53,492	50,523	24,562	-2,969
MS - LIFE INSURANCE	55	172	49	249	688	210	439
MS - STD INSURANCE	192	180	0	863	719	372	-144
MS - DENTAL	567	699	567	2,550	2,795	2,534	245
MS - WORKERS' COMP	712	522	672	2,710	2,087	2,422	-623
MS - HOLIDAY,FUNERAL,OTHER	0	898	0	1,731	3,590	1,120	1,859
MS - PTO	1,923	2,757	747	9,808	11,026	5,788	1,218
MS - UNIFORMS	901	1,067	874	2,477	4,267	3,397	1,789
MS - YMCA & MISC BENEFITS	0	21	0	0	83	0	83
MT - SAL & WAGES-FIXED	52,361	53,495	34,200	194,841	213,978	190,590	19,137
MT - SAL & WAGES-PARATRANSIT	26,974	27,558	17,618	100,373	110,231	98,183	9,858
MT - INCENTIVE	0	651	0	775	2,602	1,125	1,827
MT - MEDICARE TAX	1,073	1,325	943	4,499	5,302	4,793	803
MT - PERS	18,788	20,384	13,555	71,852	81,537	72,124	9,684
MT - HEALTH INSURANCE	-6,262	26,840	26,414	99,193	107,361	39,940	8,168
MT - LIFE INSURANCE	89	365	94	377	1,462	439	1,085
MT - STD INSURANCE	379	442	25	1,612	1,769	1,001	157
MT - DENTAL	1,133	1,485	968	4,569	5,940	4,510	1,371
MT - WORKERS' COMP	1,424	1,341	1,092	5,097	5,363	4,119	266
MT - HOLIDAY	681	2,308	440	3,534	9,233	3,546	5,699
MT - PTO	2,985	7,236	8,148	17,111	28,942	22,457	11,831
MT - UNIFORMS	742	1,600	570	6,049	6,400	6,293	351
MT - YMCA & MISC BENEFITS	0	21	0	59	83	127	24
MT - TOOLS	0	642	0	1,500	2,567	7,557	1,067
MBGE - SAL & WAGES-FIXED	6,923	12,526	8,133	35,042	50,104	37,269	15,061
MBGE - SAL & WAGES-PARATRANSIT	3,567	6,453	4,190	18,052	25,811	19,199	7,759
MBGE - INCENTIVE	0	233	0	500	933	775	433
MBGE - MEDICARE TAX	167	316	220	957	1,264	1,018	307
MBGE - PERS	3,082	5,176	3,489	15,287	20,704	16,339	5,418
MBGE - HEALTH INSURANCE	-1,383	7,894	8,367	27,583	31,577	13,104	3,994
MBGE - LIFE INSURANCE	27	107	27	119	430	120	311
MBGE - STD INSURANCE	100	109	98	435	438	436	3
MBGE - VISION	66	177	55	286	708	248	422
MBGE - DENTAL	212	622	172	925	2,487	776	1,562
MBGE - WORKERS' COMP	356	338	336	1,355	1,350	1,249	-5
MBGE - SICK LEAVE	387	1,078	671	1,817	4,313	1,684	2,496
MBGE - HOLIDAY,FUNERAL,OTHER	0	664	0	1,620	2,654	1,930	1,034
MBGE - PTO	1,429	1,925	1,546	6,276	7,698	6,681	1,422
MBGE - UNIFORMS	175	396	140	638	1,583	1,066	945
MBGE - YMCA & MISC BENEFITS	0	42	0	23	167	0	144
<b>TOTAL MAINTENANCE WAGES &amp; BENEFITS</b>	<b>221,534</b>	<b>322,041</b>	<b>251,285</b>	<b>1,168,905</b>	<b>1,288,164</b>	<b>1,011,038</b>	<b>119,258</b>

Date Printed 5/21/2024

Time Printed 1:48 PM



**STARK AREA REGIONAL TRANSIT AUTHORITY**  
**DETAILED INCOME STATEMENT**  
 For the Period Ending 4/30/2024

	<u>April 2024</u> <u>Actual</u>	<u>April 2024</u> <u>Budget</u>	<u>April 2023</u> <u>Prior Yr Actual</u>	<u>Jan 24-Dec 24</u> <u>Actual</u>	<u>Jan 24-Dec 24</u> <u>Budget</u>	<u>Jan 23 - Dec 23</u> <u>Prior Yr Actual</u>	<u>-over/under</u> <u>Budget</u>
M - TEMPORARY HELP	5,786	2,500	1,950	9,723	10,000	8,054	277
M - CMS SERVICING REVENUE VEHICLES	0	8	0	0	33	0	33
M - CMS REV VEH-FIXED	2,846	14,583	9,142	20,801	58,333	61,097	37,532
M - CMS REV VEH-PARATRANSIT	1,150	833	1,153	15,724	3,333	40,025	-12,391
M - CMS-NON REV VEHICLES	0	417	0	8,309	1,667	0	-6,642
M - CMS-FAREBOX PARTS-FIXED	0	833	137	0	3,333	1,672	3,333
M - CMS-BLDG GRND. & EQUIPMENT	11,302	16,667	34,789	36,975	66,667	61,917	29,691
M - CMS-RADIO EQUIP-FIXED	0	1,667	0	0	6,667	3,100	6,667
M - CMS-RADIO EQUIP-PARATRANSIT	0	417	0	0	1,667	2,261	1,667
M - CMS-SECURITY SYSTEM	0	417	0	0	1,667	0	1,667
M - CMS - CNG FUELING STATION	21,272	20,417	21,058	86,156	81,667	69,273	-4,489
M - CMS - HYDROGEN FUELING STATION	15,068	18,958	12,819	54,850	75,833	68,183	20,983
M - DIESEL FUEL-FIXED	11,046	20,625	13,428	66,721	82,500	80,973	15,779
M - DIESEL FUEL-PARATRANSIT	12,106	10,625	15,697	62,834	42,500	69,454	-20,334
M - LUBRICANTS-FIXED	1,094	1,750	1,429	5,479	7,000	8,059	1,521
M - LUBRICANTS-PARATRANSIT	984	1,000	208	3,673	4,000	2,641	327
M - FUEL TAX EXP-FIXED	575	1,000	699	2,624	4,000	3,427	1,376
M - FUEL TAX EXP-PARATRANSIT	1,713	2,250	2,009	7,409	9,000	8,340	1,591
M - CNG FUEL-FIXED	18,620	25,208	24,320	73,818	100,833	100,402	27,015
M - CNG FUEL-PARATRANSIT	-1,380	16,042	15,190	4,869	64,167	56,006	59,298
M - CNG FUEL SUPPORT VEHICLES	0	83	43	14	333	217	319
M - CNG FUEL PUBLIC	352	1,000	126	1,606	4,000	2,411	2,394
M - HYDROGEN-FIXED	48,141	55,467	37,211	194,940	221,867	148,872	26,927
M - HYDROGEN-PARA	-83	7,300	4,391	16,480	29,200	14,336	12,720
M - WAYNE COUNTY FUEL	7,915	10,387	13,450	31,897	41,547	48,203	9,650
M - PARA GAS	5,151	5,125	0	18,896	20,500	0	1,604
M - FUEL & LUBE-COMPANY VEHICLES	5,539	5,417	6,087	18,698	21,667	23,089	2,968
M - TIRES & TUBES-FIXED	16,661	15,000	13,577	70,535	60,000	52,126	-10,535
M - TIRES & TUBES-PARATRANSIT	2,123	2,500	2,317	11,897	10,000	9,937	-1,897
M - TIRES SUPPORT VEHICLES	1,750	583	979	4,203	2,333	2,231	-1,869
M - OMS-SUPPLIES	12,495	10,750	10,296	39,880	43,000	38,198	3,120
M - FREIGHT	629	1,417	1,363	713	5,667	4,499	4,954
M - INSP & REPAIR-FIXED	75,667	50,000	36,716	243,364	200,000	227,683	-43,364
M - INSP & REPAIR-PARATRANSIT	34,732	41,667	46,887	151,640	166,667	180,844	15,026
M - INSP & REPAIR-CO. VEHICLES	1,134	4,167	339	6,361	16,667	20,552	10,306
M - OMS-MAINT EQUIPMENT	7,245	3,917	5,601	33,966	15,667	19,702	-18,300
M - OMS FIXED ROUTE	1,456	2,500	3,925	6,804	10,000	9,515	3,196
M - OMS PARATRANSIT	1,568	12,500	2,371	3,079	50,000	19,980	46,922
M - CORE CHARGES/CREDITS	1,334	1,000	-2,937	-8,558	4,000	-1,251	12,558
M - OMS-COMPANY VEHICLES	295	417	0	3,900	1,667	128	-2,233
M - FAREBOX PARTS-FIXED	157	1,667	664	856	6,667	809	5,810
M - FAREBOX PARTS-PARATRANSIT	7,715	217	29	8,300	867	171	-7,433
M - OFFICE SUPPLIES	0	0	1,426	0	0	1,426	0
M - COMMUNICATIONS MODEMS AVAIL	4,139	3,750	3,645	16,605	15,000	13,192	-1,605
M - BLDG & GROUNDS OMS	4,990	10,000	923	22,655	40,000	27,315	17,345

Date Printed 5/21/2024

Time Printed 1:48 PM



**STARK AREA REGIONAL TRANSIT AUTHORITY**  
**DETAILED INCOME STATEMENT**  
 For the Period Ending 4/30/2024

	<u>April 2024 Actual</u>	<u>April 2024 Budget</u>	<u>April 2023 Prior Yr Actual</u>	<u>Jan 24-Dec 24 Actual</u>	<u>Jan 24-Dec 24 Budget</u>	<u>Jan 23 - Dec 23 Prior Yr Actual</u>	<u>-over/under Budget</u>
M - LABOR INSURANCE REC-3RD PARTY	0	-42	0	0	-167	0	-167
M - OMS INSURANCE REC-3RD PARTY	0	-167	0	0	-667	0	-667
M - PROPERTY INSURANCE	8,815	8,815	6,149	35,261	35,261	24,703	0
M - OMS INSURANCE REC-OTRP	0	-3,333	-22	0	-13,333	-1,600	-13,333
M - LABOR INSURANCE REC-OTRP	0	-1,250	-100	0	-5,000	-250	-5,000
M - TRAINING & TRAVEL EXPENSE	0	833	1,422	221	3,333	3,434	3,112
M - DUES & SUBSCRIPTIONS	0	1,500	0	5,146	6,000	8,308	854
M - EXPENDABLE ASSETS	0	167	0	0	667	4,759	667
<b>TOTAL MAINTENANCE</b>	<b>573,633</b>	<b>731,609</b>	<b>602,189</b>	<b>2,568,228</b>	<b>2,926,438</b>	<b>2,559,464</b>	<b>358,210</b>
<b>FINANCE</b>							
FIN - SAL & WAGES-FIXED	24,923	24,251	18,430	95,983	97,002	93,902	1,019
FIN - SAL & WAGES-PARATRANSIT	12,839	12,493	9,494	49,446	49,971	48,374	525
FIN - MEDICARE TAX	546	615	528	2,467	2,460	2,387	-7
FIN - INCENTIVE	50	400	50	900	1,600	600	700
FIN - PERS	10,249	10,081	8,097	40,542	40,325	38,241	-217
FIN - HEALTH INSURANCE	-2,352	11,052	14,777	48,774	44,207	23,538	-4,567
FIN - LIFE INSURANCE	50	150	50	223	602	223	379
FIN - STD INSURANCE	242	266	233	1,083	1,064	1,037	-20
FIN - VISION	123	248	123	553	991	553	439
FIN - DENTAL	402	622	402	1,808	2,487	1,808	678
FIN - WORKERS' COMP	623	657	588	2,371	2,630	2,120	259
FIN - SICK LEAVE	1,971	2,100	615	5,795	8,401	4,181	2,606
FIN - HOLIDAY,FUNERAL,OTHER	162	1,292	207	3,362	5,170	3,121	1,808
FIN - PTO	2,759	3,970	4,943	14,090	15,879	9,509	1,789
FIN - UNIFORMS	0	58	0	542	233	0	-309
FIN - YMCA & MISC BENEFITS	0	67	0	400	267	229	-134
<b>TOTAL FINANCE WAGES &amp; BENEFITS</b>	<b>52,585</b>	<b>68,322</b>	<b>58,537</b>	<b>268,340</b>	<b>273,288</b>	<b>229,820</b>	<b>4,948</b>
FIN - SOFTWARE SERVICE	0	42	0	0	167	0	167
FIN - PTS OTHER	2,103	6,250	1,790	14,319	25,000	11,885	10,681
FIN - TEMPORARY HELP	0	1,250	0	0	5,000	0	5,000
FIN - OFFICE SUPPLIES	0	208	0	0	833	588	833
FIN - PRINTING	0	6	0	0	25	0	25
FIN - DUES & SUBSCRIPTIONS	1,078	708	949	4,442	2,833	2,954	-1,608
FIN - LEGAL ADS	0	250	1,903	0	1,000	2,108	1,000
FIN - TRAINING & TRAVEL EXPENSE	345	2,500	1,124	797	10,000	4,234	9,203
FIN - EXPENDABLE ASSETS	0	167	0	160	667	0	507
<b>TOTAL FINANCE</b>	<b>56,111</b>	<b>79,703</b>	<b>64,302</b>	<b>288,058</b>	<b>318,813</b>	<b>251,589</b>	<b>30,755</b>
<b>INFORMATION TECHNOLOGY</b>							
IT - SAL & WAGES-FIXED	12,827	14,261	10,522	51,883	57,046	49,892	5,163
IT - SAL & WAGES-PARATRANSIT	6,608	7,347	5,420	26,728	29,387	25,702	2,660
IT - MEDICARE TAX	279	365	271	1,253	1,460	1,212	207
IT - INCENTIVE	150	242	150	375	967	400	592

Date Printed 5/21/2024

Time Printed 1:48 PM



**STARK AREA REGIONAL TRANSIT AUTHORITY**  
 DETAILED INCOME STATEMENT  
 For the Period Ending 4/30/2024

	<u>April 2024 Actual</u>	<u>April 2024 Budget</u>	<u>April 2023 Prior Yr Actual</u>	<u>Jan 24-Dec 24 Actual</u>	<u>Jan 24-Dec 24 Budget</u>	<u>Jan 23 - Dec 23 Prior Yr Actual</u>	<u>-over/under Budget</u>
IT - PERS	5,216	5,985	4,150	20,519	23,940	19,465	3,421
IT - HEALTH INSURANCE	-1,008	6,315	6,333	20,903	25,261	10,088	4,358
IT - LIFE INSURANCE	22	86	22	97	344	97	247
IT - STD INSURANCE	122	204	119	548	816	527	267
IT - VISION	57	142	57	257	567	257	309
IT - DENTAL	189	355	189	852	1,421	852	569
IT - WORKERS' COMP	267	390	252	1,016	1,561	908	545
IT - SICK LEAVE	246	1,247	-318	2,344	4,988	2,747	2,643
IT - HOLIDAY,FUNERAL,OTHER	246	767	239	1,227	3,069	865	1,842
IT - PTO	1,655	2,562	1,280	3,163	10,248	1,749	7,085
IT - UNIFORMS	0	33	0	259	133	-68	-125
IT - YMCA & MISC BENEFITS	0	50	0	205	200	177	-5
<b>TOTAL INFORMATION TECHNOLOGY WAGES &amp; BENEFI...</b>	<b>26,875</b>	<b>40,352</b>	<b>28,686</b>	<b>131,631</b>	<b>161,408</b>	<b>114,871</b>	<b>29,777</b>
IT - HARDWARE SERVICE CONTRACTS	11,917	14,583	11,451	46,623	58,333	43,301	11,710
IT - SOFTWARE SERVICE CONTRACTS	23,747	22,917	19,710	84,477	91,667	76,829	7,189
IT - PTS-OTHER	59	417	234	384	1,667	-1,984	1,282
IT - EXPENDABLE ASSETS & SOFTWARE	5,871	3,333	2,181	12,513	13,333	16,317	820
IT - DUES & SUBSCRIPTIONS	4,474	458	252	10,586	1,833	1,006	-8,753
IT - LEGAL ADS	0	42	0	0	167	0	167
IT - TRAINING EXPENSE	4,188	2,083	2,684	5,419	8,333	6,458	2,914
<b>TOTAL INFORMATION TECHNOLOGY</b>	<b>77,131</b>	<b>84,185</b>	<b>65,196</b>	<b>291,634</b>	<b>336,741</b>	<b>256,798</b>	<b>45,107</b>
<b>BOARD</b>							
<b>CUSTOMER RELATIONS</b>							
CR - SAL & WAGES-FIXED	45,752	44,914	37,299	183,799	179,655	160,988	-4,144
CR - SAL & WAGES-PARATRANSIT	23,569	23,137	19,215	94,692	92,549	82,933	-2,143
CR - MEDICARE TAX	1,022	1,150	996	4,869	4,600	4,105	-269
CR - INCENTIVE	0	1,129	0	1,575	4,517	1,275	2,942
CR - PERS	19,030	18,764	15,410	78,444	75,056	66,094	-3,388
CR - HEALTH INSURANCE	-6,049	28,419	37,882	129,498	113,676	58,939	-15,822
CR - LIFE INSURANCE	124	387	118	578	1,548	495	970
CR - STD INSURANCE	451	438	408	2,086	1,754	1,691	-332
CR - VISION	259	637	271	1,213	2,549	1,174	1,337
CR - DENTAL	816	1,599	873	3,831	6,394	3,802	2,564
CR - WORKERS' COMP	1,602	1,224	1,512	6,259	4,895	4,973	-1,364
CR - SICK LEAVE	3,084	3,909	2,928	14,978	15,637	8,888	659
CR - HOLIDAY	828	2,406	-120	4,944	9,623	2,809	4,679
CR - PTO	6,060	7,727	4,885	31,648	30,906	19,774	-742
CR - UNIFORMS	-77	283	34	3,252	1,133	-50	-2,119
CR - YMCA & MISC BENEFITS	0	67	0	342	267	328	-75
<b>TOTAL CUSTOMER RELATIONS WAGES &amp; BENEFITS</b>	<b>96,472</b>	<b>136,190</b>	<b>121,710</b>	<b>562,006</b>	<b>544,759</b>	<b>418,216</b>	<b>-17,247</b>
CR - PTS OTHER	24,904	24,167	6,564	63,978	96,667	54,742	32,688
CR - TRAVEL TRAINER	0	417	0	0	1,667	0	1,667
CR - OFFICE SUPPLIES	0	0	0	0	0	138	0

Date Printed 5/21/2024

Time Printed 1:48 PM





**STARK AREA REGIONAL TRANSIT AUTHORITY**  
**DETAILED INCOME STATEMENT**  
 For the Period Ending 4/30/2024

	<u>April 2024 Actual</u>	<u>April 2024 Budget</u>	<u>April 2023 Prior Yr Actual</u>	<u>Jan 24-Dec 24 Actual</u>	<u>Jan 24-Dec 24 Budget</u>	<u>Jan 23 - Dec 23 Prior Yr Actual</u>	<u>-over/under Budget</u>
CR - PRINTING	4,620	5,833	18	4,921	23,333	15,500	18,412
CR - DUES & SUBSCRIPTIONS	2,760	2,500	1,086	8,828	10,000	6,108	1,172
CR - TRAINING & TRAVEL EXPENSE	4,446	2,917	5,227	10,965	11,667	10,337	702
CR - ADVERTISING	23,453	30,833	16,351	134,873	123,333	135,818	-11,540
CR - EVENTS	193	2,083	4,660	334	8,333	19,257	7,999
CR - PROMOTIONAL MATERIALS	5,970	5,417	0	15,458	21,667	1,142	6,209
CR - LEGAL ADS	0	333	1,415	0	1,333	1,415	1,333
CR - EXPENDABLE ASSETS	1,572	417	11,190	2,020	1,667	14,918	-353
<b>TOTAL CUSTOMER RELATIONS</b>	<b>164,391</b>	<b>211,106</b>	<b>168,221</b>	<b>803,383</b>	<b>844,426</b>	<b>677,591</b>	<b>41,043</b>
<b>HUMAN RESOURCE</b>							
HR - SAL & WAGES-FIXED	21,551	20,349	16,650	77,213	81,395	80,590	4,181
HR - SAL & WAGES-PARATRANSIT	11,102	10,483	8,577	39,777	41,931	41,516	2,154
HR - MEDICARE TAX	463	522	447	1,996	2,087	2,078	91
HR - PERS	8,697	8,554	6,859	32,890	34,215	32,964	1,325
HR - INCENTIVE	50	342	50	700	1,367	975	667
HR - HEALTH INSURANCE	-2,036	9,473	12,666	41,807	37,892	21,546	-3,914
HR - LIFE INSURANCE	43	129	42	194	516	191	322
HR - STD INSURANCE	205	255	198	919	1,021	878	102
HR - VISION	114	212	104	509	850	467	341
HR - DENTAL	379	533	339	1,684	2,131	1,524	447
HR - WORKERS' COMP	534	558	504	2,032	2,231	1,978	199
HR - SICK LEAVE	766	1,782	122	6,186	7,128	2,468	942
HR - HOLIDAY,FUNERAL,OTHER	219	1,097	0	2,748	4,387	1,964	1,639
HR - PTO	2,549	3,713	3,180	9,984	14,851	10,611	4,867
HR - UNIFORMS	-85	50	0	497	200	0	-297
HR - TUITION REIMBURSEMENT	0	1,250	0	0	5,000	5,250	5,000
HR - YMCA & MISC BENEFITS	0	25	0	0	100	78	100
<b>TOTAL HUMAN RESOURCES WAGES &amp; BENEFITS</b>	<b>44,551</b>	<b>59,325</b>	<b>49,736</b>	<b>219,136</b>	<b>237,301</b>	<b>205,077</b>	<b>18,165</b>
HR - PTS-OTHER	9,898	6,592	3,824	35,392	26,367	14,399	-9,025
HR - PRINTING	0	42	0	17	167	0	150
HR - OFFICE SUPPLIES	0	42	0	50	167	32	117
HR - DUES & SUBSCRIPTIONS	0	208	0	229	833	229	604
HR - LEGAL ADS	0	42	0	0	167	0	167
HR - EMPLOYEE RELATIONS	2,965	1,667	2,138	15,997	6,667	3,812	-9,330
HR - WELLNESS PROGRAM	-50	2,500	525	350	10,000	2,975	9,650
HR - TRAINING & TRAVEL EXPENSE	2,703	2,500	782	9,216	10,000	8,218	784
HR - AGENCY TRAINING	223	1,667	0	5,403	6,667	0	1,264
HR - EXPENDABLE ASSETS	2,172	167	0	2,172	667	387	-1,505
<b>TOTAL HUMAN RESOURCE</b>	<b>62,463</b>	<b>74,750</b>	<b>57,005</b>	<b>287,962</b>	<b>299,001</b>	<b>235,129</b>	<b>11,039</b>
<b>GENERAL</b>							
GEN - LEGAL ADS	0	42	0	0	167	0	167
GEN - PTS-OTHER	62,959	16,035	2,168	149,045	64,139	16,672	-84,906
GEN - SECURITY SERVICES	40,997	21,969	24,698	116,485	87,875	77,558	-28,610

Date Printed 5/21/2024

Time Printed 1:48 PM



**STARK AREA REGIONAL TRANSIT AUTHORITY**  
**DETAILED INCOME STATEMENT**  
 For the Period Ending 4/30/2024

	<u>April 2024 Actual</u>	<u>April 2024 Budget</u>	<u>April 2023 Prior Yr Actual</u>	<u>Jan 24-Dec 24 Actual</u>	<u>Jan 24-Dec 24 Budget</u>	<u>Jan 23 - Dec 23 Prior Yr Actual</u>	<u>-over/under Budget</u>
GEN - OFFICE EXPENSES	3,968	4,802	5,700	14,239	19,208	17,587	4,970
GEN - OFFICE EXPENSE-IT	1,130	250	0	2,054	1,000	591	-1,054
GEN - EXPENDABLE ASSETS	1,854	250	0	1,854	1,000	1,598	-854
GEN - UTILITIES-ELECTRIC	21,065	22,030	10,700	85,435	88,120	84,416	2,685
GEN - UTILITIES-ELECTRIC - CNG	13,574	12,500	15,510	59,075	50,000	40,862	-9,075
GEN - UTILITIES-OTHER	3,093	3,333	1,212	10,910	13,333	10,831	2,423
GEN - UTILITIES-TELEPHONE	10,697	7,675	5,764	29,821	30,699	28,811	878
GEN - UTILITIES-TELEPHONE - CNG	405	250	229	1,304	1,000	917	-304
GEN - UTILITIES-NATURAL GAS	9,706	18,035	21,705	47,821	72,138	87,251	24,317
PREM FOR PUBLIC LIAB & PROPERTY DAMAGE	41,567	34,205	40,372	166,267	136,821	161,596	-29,445
PREM FOR EXCESS INSURANCE	13,745	13,307	6,661	54,978	53,228	26,752	-1,751
GEN - PAYOUTS-DEDUCTIBLES	0	1,750	0	0	7,000	0	7,000
GEN - PROPERTY TAXES	0	333	0	1,476	1,333	4,326	-143
GEN - DUES & SUBSCRIPTIONS	18,310	8,398	5,751	42,956	33,593	35,091	-9,363
GEN - BAD DEBT EXPENSE	0	250	0	0	1,000	0	1,000
GEN - MISC ACCOUNT CORRECTIONS	0	0	0	0	0	24,080	0
GEN - SAFETY	4,865	920	995	6,399	3,681	11,959	-2,718
GEN - FEES	2,496	2,083	1,983	11,141	8,333	7,973	-2,808
GEN - FEES CREDIT CARD	1,279	3,333	2,215	10,173	13,333	9,917	3,161
GEN - ADVERTISING COMMISSION	0	0	1,622	0	0	-2,238	0
GEN - ADVERTISING	0	667	0	0	2,667	-13,392	2,667
GEN - SALES TAX COLLECTION EXPENSE	13,662	16,667	14,107	63,469	66,667	63,048	3,198
GEN - POSTAGE	462	417	226	1,671	1,667	1,553	-4
GEN - MISCELLANEOUS	72	208	0	285	833	0	548
GEN - CTE RFHCC	0	6,667	0	0	26,667	0	26,667
SUBGRANTEE - 5310 ENHANCED MOBILITY	7,108	47,648	0	118,970	190,592	254,696	71,622
SUBGRANTEE - WAYNE COUNTY	0	0	11,236	16,475	0	12,028	-16,475
SUBGRANTEE - RESEARCH	42,684	73,185	21,227	253,341	219,919	101,260	-33,422
GEN - LEASE & RENT	10,504	0	3,491	14,005	0	13,144	-14,005
GEN - PURCHASED TRANSPORTATION WC	36,140	0	0	36,140	0	0	-36,140
<b>TOTAL GENERAL EXPENSES</b>	<b>362,339</b>	<b>317,209</b>	<b>197,571</b>	<b>1,315,789</b>	<b>1,196,015</b>	<b>1,078,888</b>	<b>-119,774</b>
<b>TOTAL EXPENSES</b>	<b>2,295,154</b>	<b>2,843,220</b>	<b>2,468,630</b>	<b>11,009,297</b>	<b>11,300,060</b>	<b>9,817,500</b>	<b>290,763</b>
<b>OPERATING INCOME (LOSS) EXCLUDING PREVENTIVE MAINTENANCE GRANTS</b>	<b>-867,558</b>	<b>-1,184,832</b>	<b>-1,554,085</b>	<b>-4,285,804</b>	<b>-3,960,553</b>	<b>-3,565,955</b>	<b>325,251</b>
<b>RESTRICTED REVENUE FROM CAPITAL GRANTS</b>							
<b>TOTAL LOCAL CASH GRANTS</b>							
SCG - OPERATING	286,694	166,667	303,416	609,806	666,667	556,241	56,860
STATE CAPITAL GRANTS	76,610	68,925	0	391,673	275,700	126,960	-115,973
<b>TOTAL STATE GRANTS</b>	<b>363,304</b>	<b>235,592</b>	<b>303,416</b>	<b>1,001,479</b>	<b>942,367</b>	<b>683,201</b>	<b>-59,112</b>
FG - 5310 ENHANCED MOBILITY	7,108	54,315	654	140,243	217,259	269,660	77,016
FG - PLANNING	3,685	4,439	6,008	3,685	17,757	87,811	14,072
FCG - PREVENTIVE MAINTENANCE	436,592	453,645	0	1,727,297	1,814,580	0	87,283
FEDERAL GRANTS	148,871	450,568	613,329	875,289	1,802,271	2,460,035	926,982
FEDERAL GRANTS-OTHER	34,717	73,185	12,711	217,955	292,739	64,138	74,784

Date Printed 5/21/2024

Time Printed 1:48 PM



**STARK AREA REGIONAL TRANSIT AUTHORITY**  
**DETAILED INCOME STATEMENT**  
 For the Period Ending 4/30/2024

	<u>April 2024 Actual</u>	<u>April 2024 Budget</u>	<u>April 2023 Prior Yr Actual</u>	<u>Jan 24-Dec 24 Actual</u>	<u>Jan 24-Dec 24 Budget</u>	<u>Jan 23 - Dec 23 Prior Yr Actual</u>	<u>-over/under Budget</u>
FEDERAL CAPITAL GRANTS	6,351,360	931,528	225,438	8,947,784	3,726,112	1,140,786	-5,221,672
<b>TOTAL FEDERAL GRANTS</b>	<b>6,982,333</b>	<b>1,967,680</b>	<b>858,140</b>	<b>11,912,253</b>	<b>7,870,718</b>	<b>4,022,430</b>	<b>-4,041,535</b>
<b>TOTAL GRANTS</b>	<b>7,345,637</b>	<b>2,203,271</b>	<b>1,161,556</b>	<b>12,913,732</b>	<b>8,813,085</b>	<b>4,705,631</b>	<b>-4,100,647</b>
<b>DEPRECIATION &amp; AMORTIZATION</b>							
DEPRECIATION EXP-GRANTS	412,146	458,333	417,723	1,627,635	1,833,333	1,672,787	205,698
DEPRECIATION EXP-LOCAL MATCH	61,778	83,333	62,472	244,384	333,333	250,172	88,949
GENERAL AMORTIZATION	4,727	20,833	2,280	18,908	83,333	9,121	64,425
<b>TOTAL DEPRECIATION &amp; AMORTIZATION</b>	<b>478,651</b>	<b>562,500</b>	<b>482,475</b>	<b>1,890,927</b>	<b>2,250,000</b>	<b>1,932,080</b>	<b>359,072</b>
GAIN/LOSS ON DISPOSAL	7,783	5,000	0	5,185	15,371	49,788	10,186
GEN - SETTLEMENTS/LOSSES	-8,095	0	-19,463	-27,827	0	-57,990	27,827
<b>TOTAL GAIN/LOSS ON DISPOSAL OF ASSETS</b>	<b>-313</b>	<b>5,000</b>	<b>-19,463</b>	<b>-22,642</b>	<b>15,371</b>	<b>-8,202</b>	<b>38,013</b>
<b>NET INCOME AFTER DEPRECIATION,AMORTIZATION...</b>	<b>5,999,741</b>	<b>450,939</b>	<b>-855,541</b>	<b>6,759,643</b>	<b>2,587,161</b>	<b>-784,202</b>	<b>-4,172,482</b>



**Stark Area Regional Transit Authority**  
**Summary Income Statement**  
**For the Four Months Ending Tuesday, April 30, 2024**

*Carrie Domer* 5.22.24

	2024	2023
TOTAL FARES	566,759	514,523
TOTAL PROGRAM INCOME	22,799	12,238
TOTAL AUX TRANS REVENUE	0	16
TOTAL INTEREST & DISCOUNT REVENUE	55,748	38,752
TOTAL NON-TRANSPORTATION REVENUE	79,190	33,014
<u>TOTAL SALES TAX REVENUE</u>	<u>5,998,996</u>	<u>5,653,002</u>
<b>TOTAL REVENUES</b>	<b>6,723,493</b>	<b>6,251,545</b>
TOTAL WAGES	4,612,677	4,431,311
TOTAL HEALTH	1,596,214	689,409
TOTAL PERS & BENEFITS	1,383,465	1,342,005
PROFESSIONAL SERVICES - LEGAL	122,311	147,303
PROFESSIONAL SERVICES - OTHER	313,399	161,064
MATERIALS	839,015	931,312
SUPPLIES	261,413	285,862
FUEL	499,925	554,663
UTILITIES	234,366	253,088
CASUALTY & LIABILITY INSURANCE	256,506	213,051
FUEL TAX	10,033	11,767
DUES & SUBSCRIPTIONS	72,187	53,696
ADVERTISING	150,665	140,587
TRAINING	55,161	49,238
LEGAL ADS	0	3,523
EXPENDABLE ASSETS	22,322	38,533
TUITION REIMBURSEMENT	0	5,250
WELLNESS	350	2,975
SECURITY/SAFETY	122,884	89,517
LEASES & RENTS	14,005	13,144
EMPLOYEE RELATIONS	15,997	3,812
BOARD	0	0
GENERAL EXPENSES	37,616	28,406
<u>SUBGRANTEE</u>	<u>388,786</u>	<u>367,985</u>
<b>TOTAL EXPENSES</b>	<b>11,009,297</b>	<b>9,817,500</b>
OPERATING INCOME (LOSS) EXCLUDING	-4,285,804	-3,565,955
TOTAL STATE GRANTS	1,001,479	683,201
<u>TOTAL FEDERAL GRANTS</u>	<u>11,912,253</u>	<u>4,022,430</u>
<b>TOTAL GRANTS</b>	<b>12,913,732</b>	<b>4,705,631</b>
TOTAL DEPRECIATION & AMORTIZATION	1,890,927	1,932,080
TOTAL GAIN/LOSS ON DISPOSAL OF ASSETS	-22,642	-8,202
<b>NET INCOME AFTER DEPRECIATION,AMORTIZATION &amp; DISPOSALS</b>	<b>6,759,643</b>	<b>-784,202</b>



## APRIL CHECKS-BY VENDOR

Document Date	Document Number	Vendor Name	Vendor ID	Document Amount
4/9/2024	095798	AEP OHIO	AEPO001	\$ 1,902.99
4/17/2024	095818	AEP OHIO	AEPO001	\$ 31,030.72
4/30/2024	095851	AEP OHIO	AEPO001	\$ 32,214.72
4/30/2024	095834	AEP OHIO	AEPO001	\$ 2,722.10
4/9/2024	095812	ALLIANCE AREA DOMESTIC VIOLENCE SHELTER	ALLI016	\$ 500.00
4/9/2024	095799	ALLIANCE WATER UTILITY	ALLI004	\$ 211.38
4/17/2024	095819	AMAZON	AMAZ001	\$ 700.42
4/30/2024	095835	AMAZON	AMAZ001	\$ 4,717.26
4/17/2024	095820	AQUA OHIO INC	AQUA001	\$ 25.64
4/30/2024	095836	AT&T 5011	ATT5011	\$ 4,256.14
4/30/2024	095837	AULTWORKS OCCU HEALTH SVC	AULT002	\$ 414.00
4/9/2024	095813	BIG TIME SPORTS	BIGT002	\$ 450.00
4/9/2024	095800	BROWN ENTERPRISE SOLUTIONS	BROW005	\$ 785.86
4/9/2024	095801	CANTON CITY UTILITIES	CANT011	\$ 1,382.03
4/17/2024	095821	CANTON MUNICIPAL COURT	CANT020	\$ 76.67
4/9/2024	095802	CFIS GROUP	CFIS001	\$ 1,120.53
4/17/2024	095822	CFIS GROUP	CFIS001	\$ 947.70
4/30/2024	095838	CFIS GROUP	CFIS001	\$ 822.10
4/9/2024	095803	CLEAN FUELS OHIO	CLEA002	\$ 2,000.00
4/9/2024	095804	COLEMAN PROFESSIONAL SERVICES	COLE001	\$ 2,000.00
4/30/2024	095839	COLUMBIA GAS OF OHIO	COLU001	\$ 94.25
4/17/2024	095823	DOMINION EAST OHIO	DOMI001	\$ 12,874.48
4/9/2024	095805	FED EX	FEDE001	\$ 210.49
4/9/2024	095806	FIFTH THIRD BANK	FIFT003	\$ 42,579.03
4/30/2024	095840	FLOWPATH LLC	FLOW005	\$ 26,250.00
4/17/2024	095825	IBI GROUP	IBIG001	\$ 4,500.00
4/17/2024	095826	IHEART MEDIA	IHEA001	\$ 4,450.00

4/30/2024 095841	INTERSTATE GAS SUPPLY INC	IGS001	\$	14,336.95
4/17/2024 095824	Jeremy Halter	HALT002	\$	71.93
4/17/2024 095827	JORDAN POWERS	JORD001	\$	2,606.51
4/30/2024 095842	LEGAL SHIELD	LEGA003	\$	628.30
4/9/2024 095807	LIBERTY FORD	LIBE003	\$	11,889.23
4/17/2024 095828	LIBERTY FORD	LIBE003	\$	1,058.20
4/30/2024 095843	LIBERTY FORD	LIBE003	\$	833.37
4/17/2024 095829	MASSILLON MUNICIPAL COURT	MASS006	\$	438.72
4/30/2024 095844	MASSILLON MUNICIPAL COURT	MASS006	\$	438.72
4/17/2024 095830	MR. MIKES CATERING LLC	MRMI001	\$	48.00
4/10/2024 095816	NEW FLYER OF AMERICA INC	NEWF002	\$	330,524.01
4/10/2024 095814	NEW FLYER OF AMERICA INC	NEWF002	\$	330,524.01
4/9/2024 095808	OHIO EDISON	OHIO011	\$	428.49
4/30/2024 095845	OHIO EDISON	OHIO011	\$	1,907.98
4/9/2024 095809	PROGRESSIVE CHEVROLET	PROG002	\$	510.33
4/17/2024 095831	PROGRESSIVE CHEVROLET	PROG002	\$	559.73
4/30/2024 095846	PROGRESSIVE CHEVROLET	PROG002	\$	909.78
4/9/2024 095810	PROGRESSIVE CHRYSLER JEEP DODGE INC	PROG003	\$	190.57
4/30/2024 095850	SHE ELEVATES INC	SHEE002	\$	1,000.00
4/30/2024 095847	STANDARD INS CO	STAN005	\$	1,589.08
4/10/2024 095817	STANLEY MILLER CONSTRUCT	STAN002	\$	258,486.78
4/10/2024 095815	STANLEY MILLER CONSTRUCT	STAN002	\$	258,486.78
4/30/2024 095848	STARK COUNTY FAIRGROUNDS	STAR007	\$	360.00
4/24/2024 095833	TESCO	TESC001	\$	5,035,550.00
4/5/2024 095797	VENDRICK CONSTRUCTION INC	VEND002	\$	278,854.20
4/24/2024 095832	VENDRICK CONSTRUCTION INC	VEND002	\$	153,115.43
4/30/2024 095849	VERIZON WIRELESS	VERI001	\$	2,598.17
4/9/2024 095811	WHISLER PLUMBING & HEATING INC	WHIS001	\$	19,695.00

**\*END OF REPORT\***



APRIL CHECKS-DATE ORDER

Document Date	Document Number	Vendor Name	Vendor ID	Document Amount
4/5/2024	095797	VENDRICK CONSTRUCTION INC	VEND002	\$ 278,854.20
4/9/2024	095798	AEP OHIO	AEPO001	\$ 1,902.99
4/9/2024	095799	ALLIANCE WATER UTILITY	ALLI004	\$ 211.38
4/9/2024	095812	ALLIANCE AREA DOMESTIC VIOLENCE SHELTER	ALLI016	\$ 500.00
4/9/2024	095813	BIG TIME SPORTS	BIGT002	\$ 450.00
4/9/2024	095800	BROWN ENTERPRISE SOLUTIONS	BROW005	\$ 785.86
4/9/2024	095801	CANTON CITY UTILITIES	CANT011	\$ 1,382.03
4/9/2024	095802	CFIS GROUP	CFIS001	\$ 1,120.53
4/9/2024	095803	CLEAN FUELS OHIO	CLEA002	\$ 2,000.00
4/9/2024	095804	COLEMAN PROFESSIONAL SERVICES	COLE001	\$ 2,000.00
4/9/2024	095805	FED EX	FEDE001	\$ 210.49
4/9/2024	095806	FIFTH THIRD BANK	FIFT003	\$ 42,579.03
4/9/2024	095807	LIBERTY FORD	LIBE003	\$ 11,889.23
4/9/2024	095808	OHIO EDISON	OHIO011	\$ 428.49
4/9/2024	095809	PROGRESSIVE CHEVROLET	PROG002	\$ 510.33
4/9/2024	095810	PROGRESSIVE CHRYSLER JEEP DODGE INC	PROG003	\$ 190.57
4/9/2024	095811	WHISLER PLUMBING & HEATING INC	WHIS001	\$ 19,695.00
4/10/2024	095816	NEW FLYER OF AMERICA INC	NEWF002	\$ 330,524.01
4/10/2024	095814	NEW FLYER OF AMERICA INC	NEWF002	\$ 330,524.01
4/10/2024	095817	STANLEY MILLER CONSTRUCT	STAN002	\$ 258,486.78
4/10/2024	095815	STANLEY MILLER CONSTRUCT	STAN002	\$ 258,486.78
4/17/2024	095818	AEP OHIO	AEPO001	\$ 31,030.72
4/17/2024	095819	AMAZON	AMAZ001	\$ 700.42
4/17/2024	095820	AQUA OHIO INC	AQUA001	\$ 25.64
4/17/2024	095821	CANTON MUNICIPAL COURT	CANT020	\$ 76.67
4/17/2024	095822	CFIS GROUP	CFIS001	\$ 947.70
4/17/2024	095823	DOMINION EAST OHIO	DOMI001	\$ 12,874.48

4/17/2024 095824	Jeremy Halter	HALT002	\$	71.93
4/17/2024 095825	IBI GROUP	IBIG001	\$	4,500.00
4/17/2024 095826	IHEART MEDIA	IHEA001	\$	4,450.00
4/17/2024 095827	JORDAN POWERS	JORD001	\$	2,606.51
4/17/2024 095828	LIBERTY FORD	LIBE003	\$	1,058.20
4/17/2024 095829	MASSILLON MUNICIPAL COURT	MASS006	\$	438.72
4/17/2024 095830	MR. MIKES CATERING LLC	MRMI001	\$	48.00
4/17/2024 095831	PROGRESSIVE CHEVROLET	PROG002	\$	559.73
4/24/2024 095833	TESCO	TESC001	\$	5,035,550.00
4/24/2024 095832	VENDRICK CONSTRUCTION INC	VEND002	\$	153,115.43
4/30/2024 095851	AEP OHIO	AEPO001	\$	32,214.72
4/30/2024 095834	AEP OHIO	AEPO001	\$	2,722.10
4/30/2024 095835	AMAZON	AMAZ001	\$	4,717.26
4/30/2024 095836	AT&T 5011	ATT5011	\$	4,256.14
4/30/2024 095837	AULTWORKS OCCU HEALTH SVC	AULT002	\$	414.00
4/30/2024 095838	CFIS GROUP	CFIS001	\$	822.10
4/30/2024 095839	COLUMBIA GAS OF OHIO	COLU001	\$	94.25
4/30/2024 095840	FLOWPATH LLC	FLOW005	\$	26,250.00
4/30/2024 095841	INTERSTATE GAS SUPPLY INC	IGS001	\$	14,336.95
4/30/2024 095842	LEGAL SHIELD	LEGA003	\$	628.30
4/30/2024 095843	LIBERTY FORD	LIBE003	\$	833.37
4/30/2024 095844	MASSILLON MUNICIPAL COURT	MASS006	\$	438.72
4/30/2024 095845	OHIO EDISON	OHIO011	\$	1,907.98
4/30/2024 095846	PROGRESSIVE CHEVROLET	PROG002	\$	909.78
4/30/2024 095850	SHE ELEVATES INC	SHEE002	\$	1,000.00
4/30/2024 095847	STANDARD INS CO	STAN005	\$	1,589.08
4/30/2024 095848	STARK COUNTY FAIRGROUNDS	STAR007	\$	360.00
4/30/2024 095849	VERIZON WIRELESS	VERI001	\$	2,598.17

**\*END OF REPORT\***





**APRIL ELECTRONIC PAYMENTS**

Document Date	Document Number	Vendor Name	Vendor ID	Document Amount
4/1/2024	000117040	AFLAC	AFLA001	\$ 8,633.37
4/1/2024	000117290	CANAL FULTON TAX	CANA004	\$ 139.97
4/1/2024	000117287	CANTON CITY INCOME TAX	CANT008	\$ 13,103.72
4/1/2024	000117289	DALTON TAX	DALT001	\$ 54.78
4/1/2024	000117285	INTERNAL REVENUE SERVICE	IRSA002	\$ 59,474.14
4/1/2024	000117286	OHIO DEPT OF TAXATION	OHIO010	\$ 12,435.47
4/1/2024	000117288	SEBRING TAX	SEBR001	\$ 116.92
4/8/2024	000117041	AMERICAN HERITAGE LIFE INS CO	AMER022	\$ 802.40
4/10/2024	000117296	CONSUMER DRIVEN ADMINISTRATORS LLC	CDA001	\$ 450.00
4/10/2024	000117298	HEALTH TP OF OHIO	HEAL004	\$ 400,000.00
4/10/2024	000117145	HUNTINGTON BANK - EA1W18	HUNT004	\$ 349.00
4/12/2024	000117368	CANTON CITY INCOME TAX	CANT008	\$ 12,929.01
4/12/2024	000117143	COLONIAL SUPPLEMENTAL INSURANCE	COLO001	\$ 1,613.11
4/12/2024	000117369	INTERNAL REVENUE SERVICE	IRSA002	\$ 58,517.35
4/12/2024	000117142	OHIO CSPC	OHIO007	\$ 4,211.31
4/12/2024	000117144	OHIO PUBLIC EMPLOYEES	OHIO017	\$ 30.00
4/24/2024	000117293	OHIO CSPC	OHIO007	\$ 4,054.55
4/24/2024	000117291	OHIO PUBLIC EMPLOYEES	OHIO017	\$ 12,590.48
4/26/2024	000117292	AMERICAN HERITAGE LIFE INS CO	AMER022	\$ 802.40
4/26/2024	000117446	CANTON CITY INCOME TAX	CANT008	\$ 13,147.57
4/26/2024	000117297	COLONIAL SUPPLEMENTAL INSURANCE	COLO001	\$ 1,613.11
4/26/2024	000117447	INTERNAL REVENUE SERVICE	IRSA002	\$ 60,421.31
4/26/2024	000117294	OHIO PUBLIC EMPLOYEES	OHIO017	\$ 12,505.48
4/26/2024	000117295	OHIO PUBLIC EMPLOYEES	OHIO017	\$ 30.00
4/26/2024	000117449	SCHOOL DISTRICT TAX WITHHOLDINGS	SDTX001	\$ 194.60
4/29/2024	000117370	OHIO DEPT OF TAXATION	OHIO010	\$ 12,255.04
4/29/2024	000117366	OPERS	PERS001	\$ 3,620.34
4/29/2024	000117367	OPERS	PERS001	\$ 251,292.32
4/30/2024	000117448	OHIO DEPT OF TAXATION	OHIO010	\$ 12,547.62

**\*END OF REPORT\***



## APRIL EFT PAYMENTS

Document Date	Document Number	Vendor Name	Vendor ID	Document Type	Document Amount
4/5/2024	EFT000000008356	GILLIG LLC	GILL001	Payment	\$ 1,221,344.00
4/5/2024	EFT000000008355	STANDARD PLUMBING AND HEAT	STAN001	Payment	\$ 171,203.41
4/5/2024	EFT000000008354	STANLEY MILLER CONSTRUCT	STAN002	Payment	\$ 125,667.96
4/9/2024	EFT000000008357	AIR PRODUCTS AND CHEMICALS INC	AIRP002	Payment	\$ 28,214.74
4/9/2024	EFT000000008358	AMERICAN FOOD & VENDING	AMER029	Payment	\$ 306.45
4/9/2024	EFT000000008359	AUTOMOTIVE DISTRIBUTORS WAREHOUSE	AUTO009	Payment	\$ 586.56
4/9/2024	EFT000000008409	BOBBIE BARNET - <b>TRAPEZE CONFERENCE</b>	BARN001	Payment	\$ 280.24
4/9/2024	EFT000000008360	LAUREN BARNES - <b>SAFETY EXPO</b>	BARN003	Payment	\$ 125.99
4/9/2024	EFT000000008361	RICHARD L. BOWEN & ASSOCIATES	BOWE002	Payment	\$ 15,613.50
4/9/2024	EFT000000008362	BRINKS INC.	BRIN001	Payment	\$ 1,898.79
4/9/2024	EFT000000008363	CALSTART	CALS001	Payment	\$ 12,950.00
4/9/2024	EFT000000008364	CANTON PEST CONTROL	CANT023	Payment	\$ 92.00
4/9/2024	EFT000000008365	CANTON POLICE PATROLMENS	CANT026	Payment	\$ 5,777.48
4/9/2024	EFT000000008366	CANTON TOWING	CANT059	Payment	\$ 1,700.00
4/9/2024	EFT000000008367	CHAPANARS AAA KEY & LOCK	CHAP003	Payment	\$ 685.00
4/9/2024	EFT000000008406	CHW ADVISORS	CHWA001	Payment	\$ 5,000.00
4/9/2024	EFT000000008368	CINTAS	CINT001	Payment	\$ 6,016.11
4/9/2024	EFT000000008369	CLEAN ENERGY	CLEA005	Payment	\$ 21,515.00
4/9/2024	EFT000000008370	CUMMINS SALES AND SERVICE	CUMM002	Payment	\$ 874.24
4/9/2024	EFT000000008371	HEARTLAND EXPERT AUTOMOTIVE NAPA	DONS001	Payment	\$ 426.78
4/9/2024	EFT000000008372	D & W DIESEL INC	DWDI001	Payment	\$ 410.22
4/9/2024	EFT000000008373	EMPLOYER HCS	EHCS001	Payment	\$ 10,136.03
4/9/2024	EFT000000008374	ELDORADO NATIONAL - CALIFORNIA	ELDO001	Payment	\$ 259.79
4/9/2024	EFT000000008375	MARK FINNICUM - <b>PER DIEM</b>	FINN001	Payment	\$ 96.00
4/9/2024	EFT000000008376	GENFARE LLC	GFI 001	Payment	\$ 77,461.38
4/9/2024	EFT000000008377	GILLIG LLC	GILL001	Payment	\$ 7,722.03
4/9/2024	EFT000000008378	MARK D HENNING	HENN002	Payment	\$ 2,600.00
4/9/2024	EFT000000008379	INDEPENDENT ELEVATOR CO.	INDE005	Payment	\$ 212.00
4/9/2024	EFT000000008380	JEFF JAMISON - <b>TOOL ALLOWANCE</b>	JAMI001	Payment	\$ 500.00
4/9/2024	EFT000000008381	J. P. BOYLAN CO. & SONS	JPBO001	Payment	\$ 180.00
4/9/2024	EFT000000008382	BRIAN KERNS - <b>SAFETY EXPO</b>	KERN001	Payment	\$ 66.99
4/9/2024	EFT000000008383	LUCAS LIVE MEDIA	LUCA002	Payment	\$ 9,500.00
4/9/2024	EFT000000008384	MAGIC GARAGE DOOR INC	MAGI001	Payment	\$ 1,000.00
4/9/2024	EFT000000008385	MASSILLON CHAMBER OF COMM	MASS002	Payment	\$ 195.00
4/9/2024	EFT000000008407	DELANO MEANS - <b>TRAPEZE CONFERENCE</b>	MEAN002	Payment	\$ 130.58

4/9/2024	EFT000000008386	MEDICAID BILLING SOLUTIONS INC	MEDI004	Payment	\$	400.00
4/9/2024	EFT000000008387	METRO CLEVELAND SECURITY INC	METR006	Payment	\$	7,961.80
4/9/2024	EFT000000008410	JOHN MICHAELS - PER DIEM	MICH004	Payment	\$	345.00
4/9/2024	EFT000000008388	MOHAWK MFG. & SUPPLY CO.	MOHA001	Payment	\$	3,541.75
4/9/2024	EFT000000008389	MSC INDUSTRIAL SUPPLY CO	MSCI001	Payment	\$	127.32
4/9/2024	EFT000000008390	MUNCIE RECLAMATION & SPLY	MUNC001	Payment	\$	3,957.99
4/9/2024	EFT000000008391	NATIONAL ELECTRO COATINGS INC	NATIO18	Payment	\$	7,288.17
4/9/2024	EFT000000008392	OHIO AFSCME CAREPLAN	OHIO002	Payment	\$	13,277.75
4/9/2024	EFT000000008393	AIRGAS USA LLC	OHIO003	Payment	\$	892.99
4/9/2024	EFT000000008394	OMNIPRO	OMNI003	Payment	\$	65,681.00
4/9/2024	EFT000000008395	REDMONDS PARTS & SUPPY INC.	REDM001	Payment	\$	3,729.60
4/9/2024	EFT000000008396	ROBERTSON HEATING SUPPLY	ROBE005	Payment	\$	136.00
4/9/2024	EFT000000008397	SAFETY-KLEEN	SAFE001	Payment	\$	710.51
4/9/2024	EFT000000008398	SILCO	SILC001	Payment	\$	697.00
4/9/2024	EFT000000008399	STANDARD PLUMBING AND HEAT	STAN001	Payment	\$	312.68
4/9/2024	EFT000000008400	STARK COUNTY REG PLANNING	STAR011	Payment	\$	5,900.00
4/9/2024	EFT000000008408	TTX INC TELETRONICS SERVICES	TELE001	Payment	\$	4,575.00
4/9/2024	EFT000000008401	TESCO	TESC001	Payment	\$	2,090.30
4/9/2024	EFT000000008402	SARA UMSTEAD - TRAPEZE CONFERENCE	UMST001	Payment	\$	146.28
4/9/2024	EFT000000008403	UPS FREIGHT	UPSF001	Payment	\$	191.86
4/9/2024	EFT000000008404	W.W. GRAINGER INC.	WWGR001	Payment	\$	13.73
4/9/2024	EFT000000008405	KEITH ZACHARY - TRAPEZE CONFERENCE	ZACH003	Payment	\$	293.57
4/17/2024	EFT000000008411	AFSCME	AFSC001	Payment	\$	4,094.18
4/17/2024	EFT000000008412	AIR PRODUCTS AND CHEMICALS INC	AIRP002	Payment	\$	13,963.31
4/17/2024	EFT000000008413	AUTOMOTIVE DISTRIBUTORS WAREHOUSE	AUTO009	Payment	\$	636.20
4/17/2024	EFT000000008414	CANTON TOWING	CANT059	Payment	\$	1,050.00
4/17/2024	EFT000000008415	CINTAS	CINT001	Payment	\$	3,613.60
4/17/2024	EFT000000008416	CITIZENS FOR SARTA	COMM001	Payment	\$	213.00
4/17/2024	EFT000000008417	COPELY OHIO NEWSPAPERS	COPL001	Payment	\$	3,080.00
4/17/2024	EFT000000008418	CULLIGAN OF CANTON	CULL001	Payment	\$	63.80
4/17/2024	EFT000000008419	CUMMINS SALES AND SERVICE	CUMM002	Payment	\$	1,050.95
4/17/2024	EFT000000008420	DE LAGE LANDEN FINANCIAL SEVICES INC	DELA001	Payment	\$	604.44
4/17/2024	EFT000000008421	HEARTLAND EXPERT AUTOMOTIVE NAPA	DONS001	Payment	\$	2,797.44
4/17/2024	EFT000000008422	D & W DIESEL INC	DWDI001	Payment	\$	3,762.09
4/17/2024	EFT000000008423	GENFARE LLC	GFI 001	Payment	\$	187.21
4/17/2024	EFT000000008424	GILLIG LLC	GILL001	Payment	\$	17,279.13
4/17/2024	EFT000000008425	SHEILA GINES SAFETY EXPO & FTA CONFERENCE	GINE001	Payment	\$	284.08
4/17/2024	EFT000000008426	GLADIUEX ENEGY	GLAD001	Payment	\$	23,850.16
4/17/2024	EFT000000008427	THE GLASS STATION	GLAS001	Payment	\$	295.00
4/17/2024	EFT000000008428	GOODYEAR TIRE AND RUBBER	GOOD001	Payment	\$	40.00
4/17/2024	EFT000000008429	INNIS MAGGIORE GROUP INC	INNI001	Payment	\$	21,898.15
4/17/2024	EFT000000008430	J. P. BOYLAN CO. & SONS	JPBO001	Payment	\$	300.00
4/17/2024	EFT000000008431	KLINGSTEDT BROTHERS CO.	KLIN001	Payment	\$	4,620.00
4/17/2024	EFT000000008432	KRONOS SAASHR INC	KRON001	Payment	\$	236.68

4/17/2024	EFT000000008433	KWGD	KRUG001	Payment	\$	34,700.01
4/17/2024	EFT000000008434	MAGIC GARAGE DOOR INC	MAGI001	Payment	\$	560.00
4/17/2024	EFT000000008435	MOHAWK MFG. & SUPPLY CO.	MOHA001	Payment	\$	26.31
4/17/2024	EFT000000008436	MSC INDUSTRIAL SUPPLY CO	MSCI001	Payment	\$	631.04
4/17/2024	EFT000000008437	MUNCIE RECLAMATION & SPLY	MUNC001	Payment	\$	5,339.04
4/17/2024	EFT000000008438	PEOPLE	PEOP001	Payment	\$	17.55
4/17/2024	EFT000000008439	SAFEGUARD PREMIER BRANDING SOLUTION	SAFE003	Payment	\$	1,447.48
4/17/2024	EFT000000008440	SILCO	SILC001	Payment	\$	76.50
4/17/2024	EFT000000008441	CRAIG SMITH - <b>TRAPEZE CONFERENCE</b>	SMIT009	Payment	\$	195.42
4/17/2024	EFT000000008442	STALEY TECH INC	STAL001	Payment	\$	215.00
4/17/2024	EFT000000008453	ROBIN STEVENS - <b>TRAPEZE CONFERENCE</b>	STEV002	Payment	\$	195.15
4/17/2024	EFT000000008443	TESCO	TESC001	Payment	\$	2,032.64
4/17/2024	EFT000000008444	THOMAS ENERGY CONSULTING	THOM014	Payment	\$	6,240.00
4/17/2024	EFT000000008445	TRAVELHOST OF AKRON CANTON	TRAV004	Payment	\$	475.00
4/17/2024	EFT000000008446	VIDEO SYSTEMS & SECURITY INC	VIDE001	Payment	\$	599.00
4/17/2024	EFT000000008447	WDJQ FM RADIO STATION	WDJQ001	Payment	\$	3,565.20
4/17/2024	EFT000000008448	THE WORKSHOPS INC.	WORK002	Payment	\$	1,261.04
4/17/2024	EFT000000008449	WORK HEALTH & SAFETY SERVICES	WORK003	Payment	\$	3,669.00
4/17/2024	EFT000000008450	W.W. GRAINGER INC.	WWGR001	Payment	\$	277.68
4/17/2024	EFT000000008451	YMCA OF CENTRAL STARK COUNTY	YMCA003	Payment	\$	3,150.75
4/17/2024	EFT000000008452	ZIEGLER TIRE	ZIEG001	Payment	\$	585.28
4/24/2024	EFT000000008454	AIR PRODUCTS AND CHEMICALS INC	AIRP002	Payment	\$	11,506.00
4/24/2024	EFT000000008455	AMERICAN FOOD & VENDING	AMER029	Payment	\$	88.60
4/24/2024	EFT000000008456	AUTOMOTIVE DISTRIBUTORS WAREHOUSE	AUTO009	Payment	\$	1,496.64
4/24/2024	EFT000000008457	BUCKEYE POWER SALES	BUCK006	Payment	\$	980.00
4/24/2024	EFT000000008458	CANTON PEST CONTROL	CANT023	Payment	\$	47.00
4/24/2024	EFT000000008459	CANTON POLICE PATROLMENS	CANT026	Payment	\$	6,617.60
4/24/2024	EFT000000008460	CANTON TOWING	CANT059	Payment	\$	300.00
4/24/2024	EFT000000008461	CINTAS	CINT001	Payment	\$	1,695.41
4/24/2024	EFT000000008462	KIRT CONRAD - <b>PER DIEM</b>	CONR001	Payment	\$	399.00
4/24/2024	EFT000000008463	CORNERSTONE INFORMATION ASSURANCE LTD	CORN004	Payment	\$	150.00
4/24/2024	EFT000000008464	HEARTLAND EXPERT AUTOMOTIVE NAPA	DONS001	Payment	\$	1,255.25
4/24/2024	EFT000000008465	ELDORADO NATIONAL - CALIFORNIA	ELDO001	Payment	\$	367.84
4/24/2024	EFT000000008466	MARK FINNICUM - <b>PER DIEM</b>	FINN001	Payment	\$	155.30
4/24/2024	EFT000000008467	GANLEY FORD INC.	GANL002	Payment	\$	31.15
4/24/2024	EFT000000008468	GILLIG LLC	GILL001	Payment	\$	2,479.20
4/24/2024	EFT000000008469	GOODYEAR TIRE AND RUBBER	GOOD001	Payment	\$	18,744.55
4/24/2024	EFT000000008470	GRAPHIC ENTERPRISES INC	GRAP001	Payment	\$	554.05
4/24/2024	EFT000000008471	JOHNNY ON THE SPOT LLC	JOHN009	Payment	\$	253.35
4/24/2024	EFT000000008472	MASABI LLC	MASA001	Payment	\$	29,344.00
4/24/2024	EFT000000008473	MASSILLON CHAMBER OF COMM	MASS002	Payment	\$	148.50
4/24/2024	EFT000000008474	M CONLEY	MCON001	Payment	\$	2,722.16
4/24/2024	EFT000000008475	METRO CLEVELAND SECURITY INC	METR006	Payment	\$	7,315.55
4/24/2024	EFT000000008476	MOHAWK MFG. & SUPPLY CO.	MOHA001	Payment	\$	967.04

4/24/2024	EFT000000008477	MSC INDUSTRIAL SUPPLY CO	MSCI001	Payment	\$	147.16
4/24/2024	EFT000000008478	MUNCIE RECLAMATION & SPLY	MUNC001	Payment	\$	1,816.29
4/24/2024	EFT000000008479	OMNIPRO	OMNI003	Payment	\$	62,259.00
4/24/2024	EFT000000008480	QUALITY IP LLC	QUAL006	Payment	\$	3,120.00
4/24/2024	EFT000000008493	REDMONDS PARTS & SUPPY INC.	REDM001	Payment	\$	2,869.54
4/24/2024	EFT000000008481	SABILITY HCM SERVICES	SABI001	Payment	\$	1,968.75
4/24/2024	EFT000000008482	SAFETY-KLEEN	SAFE001	Payment	\$	66.63
4/24/2024	EFT000000008483	WILLIAMS SCOTSMAN INC	SCOT002	Payment	\$	3,501.30
4/24/2024	EFT000000008484	CRAIG SMITH - PER DIEM	SMIT009	Payment	\$	243.20
4/24/2024	EFT000000008485	STANDARD PLUMBING AND HEAT	STAN001	Payment	\$	1,417.00
4/24/2024	EFT000000008486	STAPLES ADVANTAGE	STAP001	Payment	\$	87.34
4/24/2024	EFT000000008487	ROBIN STEVENS - PER DIEM	STEV002	Payment	\$	192.00
4/24/2024	EFT000000008488	TURBO IMAGES	TURB001	Payment	\$	19,710.00
4/24/2024	EFT000000008489	SARA UMSTEAD	UMST001	Payment	\$	192.00
4/24/2024	EFT000000008490	VESCO OIL	VESC001	Payment	\$	2,482.30
4/24/2024	EFT000000008491	WORK HEALTH & SAFETY SERVICES	WORK003	Payment	\$	3,951.00
4/24/2024	EFT000000008492	ZIEGLER TIRE	ZIEG001	Payment	\$	825.40
4/25/2024	EFT000000008494	NEORIDE	NEOR001	Payment	\$	6,634.02
4/30/2024	EFT000000008495	AFSCME	AFSC001	Payment	\$	4,096.38
4/30/2024	EFT000000008496	AIR PRODUCTS AND CHEMICALS INC	AIRP002	Payment	\$	16,674.55
4/30/2024	EFT000000008497	ARI PHOENIX, INC	ARIH001	Payment	\$	90,534.08
4/30/2024	EFT000000008498	AUTOMOTIVE DISTRIBUTORS WAREHOUSE	AUTO009	Payment	\$	266.69
4/30/2024	EFT000000008499	CANTON PEST CONTROL	CANT023	Payment	\$	47.00
4/30/2024	EFT000000008500	CANTON TOWING	CANT059	Payment	\$	700.00
4/30/2024	EFT000000008525	CHAPANARS AAA KEY & LOCK	CHAP003	Payment	\$	18.00
4/30/2024	EFT000000008501	CINTAS	CINT001	Payment	\$	2,211.18
4/30/2024	EFT000000008502	CITIZENS FOR SARTA	COMM001	Payment	\$	213.00
4/30/2024	EFT000000008503	CUMMINS SALES AND SERVICE	CUMM002	Payment	\$	212.54
4/30/2024	EFT000000008504	DE LAGE LANDEN FINANCIAL SEVICES INC	DELA001	Payment	\$	1,263.00
4/30/2024	EFT000000008505	HEARTLAND EXPERT AUTOMOTIVE NAPA	DONS001	Payment	\$	492.48
4/30/2024	EFT000000008526	D & W DIESEL INC	DWDI001	Payment	\$	1,214.24
4/30/2024	EFT000000008506	GENFARE LLC	GFI 001	Payment	\$	7,565.29
4/30/2024	EFT000000008507	GILLIG LLC	GILL001	Payment	\$	4,055.61
4/30/2024	EFT000000008508	MAGIC GARAGE DOOR INC	MAGI001	Payment	\$	475.00
4/30/2024	EFT000000008524	MANCAN INC	MANC001	Payment	\$	2,490.00
4/30/2024	EFT000000008509	MCMASTER - CARR	MCMA001	Payment	\$	420.50
4/30/2024	EFT000000008510	MEDICAID BILLING SOLUTIONS INC	MEDI004	Payment	\$	400.00
4/30/2024	EFT000000008511	MOHAWK MFG. & SUPPLY CO.	MOHA001	Payment	\$	1,401.03
4/30/2024	EFT000000008512	MSC INDUSTRIAL SUPPLY CO	MSCI001	Payment	\$	147.94
4/30/2024	EFT000000008513	MUNCIE RECLAMATION & SPLY	MUNC001	Payment	\$	2,311.41
4/30/2024	EFT000000008514	PEOPLE	PEOP001	Payment	\$	17.55
4/30/2024	EFT000000008515	RALPH C. WILLIAMS INC	RALP001	Payment	\$	354.75
4/30/2024	EFT000000008516	REDMONDS PARTS & SUPPY INC.	REDM001	Payment	\$	283.09
4/30/2024	EFT000000008517	ADAM SNYDER - PER DIEM	SNYD002	Payment	\$	256.00

4/30/2024 EFT000000008518	STANDARD PLUMBING AND HEAT	STAN001	Payment	\$	3,782.00
4/30/2024 EFT000000008519	SUPERIOR SPRING INC	SUPE002	Payment	\$	695.70
4/30/2024 EFT000000008520	TESCO	TESC001	Payment	\$	2,193.49
4/30/2024 EFT000000008521	VIDEO SYSTEMS & SECURITY INC	VIDE001	Payment	\$	1,854.00
4/30/2024 EFT000000008522	W.W. GRAINGER INC.	WWGR001	Payment	\$	375.26
4/30/2024 EFT000000008523	YOUNG TRUCK SALES INC.	YOUN002	Payment	\$	186.38

**\*END OF REPORT\***



**Stark Area Regional Transit Authority**  
**Comparative Balance Sheet**  
 For the Five Months Ending Friday, May 31, 2024

*Carrie Domer* 6.19.24

	CURRENT YTD	LAST YTD	VARIANCE
CASH - FIFTH THIRD-MAIN CHECKING	776.00	0.00	776
CASH - FIFTH THIRD-MERCHANT ACCOUNT	72,337.00	0.00	72,337
CASH - HUNTINGTON-CHECKING	1,268,432.00	2,104,588.00	-836,156
CASH - HUNT-MERCHANT TRANSACTIONS	92,670.00	53,592.00	39,078
CASH-MMA-4380	0.00	141,455.00	-141,455
CASH - SAVINGS (STAR OHIO)	1,786.00	1,240,026.00	-1,238,240
CASH - HUNT-FSA ACCOUNT	32,937.00	30,534.00	2,403
CASH - FIFTH THIRD BANK	4,367,706.00	5,886,421.00	-1,518,716
HUNTINGTON CDAR'S	1,022,357.00	1,004,144.00	18,212
IMPREST FUND - COINS	865.00	939.00	-74
IMPREST FUND - FINANCE	500.00	500.00	0
IMPREST FUND - CORNERSTONE	650.00	450.00	200
IMPREST FUND - MAINTENANCE	50.00	50.00	0
IMPREST FUND - BV	300.00	300.00	0
IMPREST FUND - ALLIANCE	290.00	250.00	40
IMPREST FUND - MASSILLON	300.00	0.00	300
IMPREST FUND - TVM	885.00	1,209.00	-324
<b>TOTAL CASH &amp; EQUIVALENTS</b>	<b>6,862,840.00</b>	<b>10,464,458.00</b>	<b>-3,601,618</b>
ACCOUNTS RECEIVABLE	155,114.00	124,970.00	30,144
PROJECT RECEIVABLE	119,686.00	203,323.00	-83,637
ESTIMATED SALES TAX RECV	4,762,513.00	4,532,102.00	230,411
<b>TOTAL RECEIVABLES</b>	<b>5,037,313.00</b>	<b>4,860,395.00</b>	<b>176,918</b>
INVENTORY - VEHICLE PARTS & SUPPLIES	79,350.00	262,209.00	-182,860
INVENTORY - DIESEL FUEL	22,134.00	37,485.00	-15,351
INVENTORY - LUBRICANTS	104,752.00	63,039.00	41,713
INVENTORY - HYDROGEN	6,130.00	7,501.00	-1,372
<b>TOTAL INVENTORIES</b>	<b>212,366.00</b>	<b>370,234.00</b>	<b>-157,868</b>
WIP - OTHER CAPITAL PROJECTS	211,994.00	0.00	211,994
WIP - GATEWAY RENOVATION	0.00	9,862.00	-9,862
WIP - BUS PURCHASES	162,148.00	1,155,836.00	-993,689
WIP - IT PROJECTS	0.00	146,448.00	-146,448
WIP - BUILDING EXPANSION PROJECT	860,801.00	406,242.00	454,559
WIP - RESEARCH	21,519.00	24,556.00	-3,036
WIP - WAYNE COUNTY	9,719.00	1,499.00	8,220
WIP - MASSILLON PROJECT	443,235.00	270,878.00	172,357
WIP - FIXED ASSET CLEARING	27,277,595.00	12,239,998.00	15,037,597
<b>TOTAL WORK IN PROCESS</b>	<b>28,987,010.00</b>	<b>14,255,319.00</b>	<b>14,731,691</b>
LAND	2,562,013.00	2,537,013.00	25,000
BLDG & IMPROVEMENTS	23,410,300.00	21,040,100.00	2,370,200
30', 35' & 40' BUSES	39,573,812.00	38,322,008.00	1,251,804
LIGHT DUTY BUSES	10,082,798.00	10,651,061.00	-568,263
AUTOS & PICKUPS	726,070.00	686,491.00	39,579
LIFE EXTENDING OVERHAULS	361,922.00	303,436.00	58,485
COMPUTER HARDWARE	785,062.00	721,731.00	63,331
SOFTWARE/MISC	2,083,373.00	1,982,135.00	101,238
FURNITURE & FIXTURES	105,212.00	105,212.00	0
ELECTRONICS	1,049,663.00	1,049,663.00	0
MACHINERY & EQUIPMENT	1,668,238.00	1,604,879.00	63,359
SIGNS & SHELTERS	1,262,554.00	1,262,554.00	0
BUS M&E FAREBOXES RADIOS	5,701,527.00	5,615,619.00	85,908
<b>TOTAL FIXED ASSETS</b>	<b>89,372,543.00</b>	<b>85,881,901.00</b>	<b>3,490,641</b>
ACC DEPR - BLDG	-7,456,536.00	-6,908,073.00	-548,463
ACC DEPR - 30' 35' 40'	-20,169,724.00	-17,900,469.00	-2,269,255
ACC DEPR - LT DU	-5,109,799.00	-4,818,547.00	-291,252
ACC DEPR - AUTOS	-626,205.00	-570,829.00	-55,376
ACC DEPR - OVERH	-134,861.00	-126,573.00	-8,288
ACC DEPR - HARDW	-520,548.00	-460,065.00	-60,483
ACC DEPR - FURN	-81,635.00	-73,896.00	-7,739



**Stark Area Regional Transit Authority**  
**Comparative Balance Sheet**  
 For the Five Months Ending Friday, May 31, 2024

	CURRENT YTD	LAST YTD	VARIANCE
ACC DEPR - ELECT	-912,620.00	-837,495.00	-75,125
ACC DEPR - MACH	-1,368,899.00	-1,345,089.00	-23,810
ACC DEPR - SIGNS	-894,375.00	-674,612.00	-219,763
ACC DEPR - BUS M	-6,993,951.00	-6,931,632.00	-62,320
ACC AMORT - SOFTWARE & MISC ASSETS	-1,976,219.00	-1,905,395.00	-70,824
<b>TOTAL ACC DEPR + AMORT</b>	<b>-46,245,372.00</b>	<b>-42,552,675.00</b>	<b>-3,692,698</b>
<b>NET CAPITAL ASSETS</b>	<b>43,127,170.00</b>	<b>43,329,227.00</b>	<b>-202,056</b>
PREPAID INSURANCE	93,702.00	130,039.00	-36,337
OTHER PREPAID EXPENSES	529,909.00	527,196.00	2,713
PREPAID HEALTH INSURANCE	487,694.00	806,230.00	-318,537
NET OPEB ASSET	0.00	2,056,916.00	-2,056,916
NET PENSION ASSET	132,677.00	182,456.00	-49,779
DEFERRED OUTFLOW-OPEB	1,435,542.00	0.00	1,435,542
DEFERRED OUTFLOW OF RESOURCES	10,769,873.00	2,789,139.00	7,980,734
<b>TOTAL OTHER ASSETS</b>	<b>13,449,397.00</b>	<b>6,491,976.00</b>	<b>6,957,421</b>
<b>TOTAL ASSETS</b>	<b>97,676,097.00</b>	<b>79,771,610.00</b>	<b>17,904,488</b>
ACCOUNTS PAYABLE	1,151,579.00	605,035.00	546,543
ACCRUED PURCHASES	595,962.00	633,377.00	-37,415
<b>TOTAL ACCOUNTS PAYABLE</b>	<b>1,747,541.00</b>	<b>1,238,413.00</b>	<b>509,128</b>
ACCRUED PAYROLL	473,336.00	378,762.00	94,574
ACCRUED PTO	860,012.00	928,736.00	-68,724
ACCRUED SICK LEAVE	615,812.00	564,706.00	51,107
ACCRUED ANNIVERSARY & BIRTHDAY	46,471.00	82,975.00	-36,504
ACCRUED FED INCOME TAX WITHHELD	1,705.00	1,798.00	-93
ACCRUED LOCAL TAX WITHHELD	-10.00	0.00	-10
ACCRUED MEDICARE - EMPLOYEES SHARE	7,857.00	6,451.00	1,407
ACCRUED MEDICARE - EMPLOYER SHARE	7,857.00	6,451.00	1,407
ACCRUED PERS-EMPLOYEES	126,197.00	114,443.00	11,754
ACCRUED PERS-EMPLOYER	201,134.00	184,204.00	16,930
ACCRUED BENEFITS - VDSTDTL	221,965.00	134,028.00	87,937
ACCRUED UNION BENEFITS - VDH	-15,302.00	-12,420.00	-2,882
MISCELLANEOUS DEDUCTION LIABILITY	13.00	17.00	-4
YMCA DUES LIABILITY	3,132.00	2,452.00	679
SUPPLEMENTAL INSURANCE LIAB	2,779.00	1,145.00	1,634
EMPLOYEES DEF. COMPENSATION LIAB	713.00	0.00	713
FLEXIBLE SPENDING LIABILITY	40,058.00	37,654.00	2,403
<b>TOTAL PAYROLL LIABILITIES</b>	<b>2,593,728.00</b>	<b>2,431,401.00</b>	<b>162,327</b>
OTHER CURR LIABILITIES-MISC	23,577.00	-35,643.00	59,220
INSURANCE-FTA LIABILTY	9,800.00	0.00	9,800
CURRENT LIAB.-FTA INTEREST	219,753.00	0.00	219,753
NET OPEB LIABILITY	482,555.00	0.00	482,555
NET PENSION LIABILITY	23,228,813.00	5,873,034.00	17,355,779
DEFERRED INFLOWS-OPEB	169,217.00	2,165,666.00	-1,996,449
DEFERRED INFLOWS OF RESOURCES	119,312.00	7,427,715.00	-7,308,403
<b>TOTAL OTHER LIABILITIES</b>	<b>24,253,027.00</b>	<b>15,430,772.00</b>	<b>8,822,255</b>
<b>TOTAL LIABILITIES</b>	<b>28,594,296.00</b>	<b>19,100,585.00</b>	<b>9,493,711</b>
FEDERAL GOVT CAPITAL GRANT	7,277,936.00	7,277,936.00	0
STATE GOVT CAPITAL GRANT	656,930.00	656,930.00	0
NON-GOVT DONATIONS	217,429.00	217,429.00	0
UNRESTRICTED PENSION	-12,527,321.00	-12,413,602.00	-113,719
RESTRICTED OPERS PENSION	113,719.00	0.00	113,719
ACCUMULATED EARNINGS<LOSSES>	67,580,622.00	63,729,914.00	3,850,708
NET REVENUE	5,762,486.00	1,202,417.00	4,560,069
<b>TOTAL LIABILITIES &amp;</b>	<b>97,676,097.00</b>	<b>79,771,610.00</b>	<b>17,904,488</b>





**Stark Area Regional Transit Authority**  
Comparative Balance Sheet  
For the Five Months Ending Friday, May 31, 2024

	CURRENT YTD	LAST YTD	VARIANCE
ACCUMULATED EARNINGS			



## May 2024 Investment Report

Investments			
Name	Yield	Total	Maturity
Star Ohio	5.44%	\$ 1,785.87	
CDARS			
-2191	5.30%	\$ 541,961.95	10/24/2024
-8131	5.10%	\$ 242,597.68	10/2/2025
-1752	0.30%	\$ 237,796.88	7/5/2024
<b>Total of all CDARS</b>		<b>\$ 1,022,356.51</b>	

5th 3rd								
Type	Current Units	Purchase Date	Identifier	Description	Final Maturity	Original Cost	Market Value	Current Book Yield
AGENCY BOND	500,000.00	6/9/2021	3130AMM58	FHLB	12/9/2024	\$ 500,000.00	\$ 487,760.00	0.50
AGENCY BOND	500,000.00	2/24/2021	3130AL3U6	FHLB	2/24/2026	\$ 500,000.00	\$ 466,880.00	0.80
CD	250,000.00	6/16/2021	90348JM64	UBS BANK USA 57565	6/17/2024	\$ 250,000.00	\$ 249,417.50	0.35
CD	249,000.00	7/16/2021	05580AB29	BMW BANK OF NORTH AMERICA 35141	7/16/2024	\$ 249,000.00	\$ 247,483.59	0.50
CD	249,000.00	9/2/2021	89235MLK5	TOYOTA FINANCIAL SAVINGS 57542	9/3/2024	\$ 249,000.00	\$ 245,922.36	0.60
CD	249,000.00	9/8/2021	38149MZG1	GOLDMAN SACHS BANK 33124	9/9/2024	\$ 249,000.00	\$ 245,763.00	0.65
CD	238,000.00	9/27/2023	70153RLY2	PARKWAY BANK AND TRUST	9/27/2024	\$ 238,000.00	\$ 237,828.64	5.35
CD	234,000.00	9/29/2023	69324MAX3	PCSB BANK 15995	9/27/2024	\$ 234,000.00	\$ 233,904.06	5.45
CD	249,000.00	2/11/2021	05600XBJ8	BMO HARRIS BANK NATIONAL	11/25/2024	\$ 249,000.00	\$ 243,285.45	0.60
CD	249,000.00	11/29/2021	947547NN1	WEBBANK	11/29/2024	\$ 249,000.00	\$ 243,305.37	0.75
CD	250,000.00	3/31/2021	58958PHZ0	MERIDIAN CORPORATION	3/31/2025	\$ 250,000.00	\$ 240,277.50	0.55
CD	250,000.00	4/1/2021	53803PE8	LIVE OAK BANKING COMPANY	10/1/2025	\$ 250,000.00	\$ 235,770.00	0.80
CD	245,000.00	5/15/2024	82869AFY6	SIMMONS BANK	11/14/2025	\$ 245,000.00	\$ 244,683.95	5.10
CD	245,000.00	5/16/2024	06051XDR0	BANK OF AMERICA	11/17/2025	\$ 245,000.00	\$ 244,688.85	5.10
CD	249,000.00	4/14/2021	856285VK4	STATE BANK OF INDIA-33682	4/14/2026	\$ 249,000.00	\$ 230,529.18	0.90
CD	245,000.00	5/15/2024	61768E3R2	MORGAN STANLEY PRIVATE BANK	5/15/2026	\$ 245,000.00	\$ 244,556.55	5.00
MM Fund	25,649.71		60934N104	Federated HRMS	5/31/2024	\$ 25,649.71	\$ 25,649.71	5.19
<b>SUMMARY</b>	<b>4,476,649.71</b>					<b>\$ 4,476,649.71</b>	<b>\$ 4,367,705.71</b>	

**Total of All Investments: \$ 5,391,848.09**



**STARK AREA REGIONAL TRANSIT AUTHORITY**  
**DETAILED INCOME STATEMENT**  
 For the Period Ending 5/31/2024

	<u>May 2024</u> <u>Actual</u>	<u>May 2024</u> <u>Budget</u>	<u>May 2023</u> <u>Prior Yr Actual</u>	<u>Jan 24-May 24</u> <u>Actual</u>	<u>Jan 24-May 24</u> <u>Budget</u>	<u>Jan 23 - May...</u> <u>Prior Yr Actual</u>	<u>-over/under</u> <u>Budget</u>
CASH FARES	42,669	39,167	37,308	197,810	195,833	173,752	-1,977
CASH FARES WAYNE COUNTY	138	500	212	479	2,500	1,084	2,021
SC CASH FARES	0	0	925	0	0	4,679	0
TVM CASH FARES	0	0	120	0	0	598	0
ADULT PASSES	21,000	24,500	3,886	137,875	122,500	58,023	-15,375
SC ADULT PASSES	0	0	9,370	0	0	30,828	0
TVM ADULT PASSES	0	0	786	0	0	5,871	0
FULL FARE TICKETS	24,114	20,833	12,290	98,479	104,167	69,813	5,687
SC FULL FARE TICKETS	0	0	3,090	0	0	6,401	0
TVM FULL FARE TICKETS	0	0	324	0	0	1,238	0
STUDENT PASSES	330	1,558	0	8,855	7,792	2,173	-1,063
SC STUDENT PASSES	0	0	55	0	0	1,838	0
SC PROLINE CASH FARES	0	0	6,055	0	0	30,190	0
PROLINE CASH FARES	9,709	10,000	4,670	44,602	50,000	17,260	5,398
REDUCED FARE TICKETS	251	458	0	1,899	2,292	2,033	393
SC REDUCED FARE TICKETS	0	0	225	0	0	559	0
TVM REDUCED FARE TICKETS	0	0	2	0	0	80	0
REDUCED FARE PASSES	7,933	7,250	0	36,103	36,250	10,305	147
SC REDUCED FARE PASSES	0	0	8,493	0	0	21,287	0
TVM REDUCED FARE PASSES	0	0	116	0	0	644	0
PROLINE TICKETS	959	4,333	3,951	3,769	21,667	24,777	17,898
SC PROLINE TICKETS	0	0	65	0	0	153	0
PROLINE PASSES	3,060	1,667	850	19,777	8,333	1,142	-11,444
SC PROLINE PASSES	0	0	1,328	0	0	5,760	0
CLEVELAND TICKETS	128	167	100	633	833	703	201
SC CLEVELAND TICKETS	0	0	115	0	0	163	0
<b>TOTAL PASSENGER FARES</b>	<b>110,290</b>	<b>110,433</b>	<b>94,335</b>	<b>550,280</b>	<b>552,166</b>	<b>471,350</b>	<b>1,886</b>
CONTRACTED SERVICES	19,638	18,333	17,985	102,624	91,667	87,428	-10,957
WAYNE COUNTY SERVICES	5,631	13,333	13,490	32,249	66,667	64,929	34,417
VETERANS TRANSPORT FARES	0	5,833	0	16,575	29,167	16,575	12,592
SPECIAL SHUTTLE FARES	114	83	110	705	417	162	-288
<b>TOTAL SPECIAL TRANSIT</b>	<b>25,383</b>	<b>37,583</b>	<b>31,585</b>	<b>152,153</b>	<b>187,917</b>	<b>169,094</b>	<b>35,764</b>
PROGRAM INCOME - ADVERTISING	2,344	6,250	4,375	23,830	31,250	15,481	7,421
PROGRAM INCOME - CONCESSIONS	146	108	131	706	542	474	-164
PROGRAM INCOME - BUS WASH	30	100	0	610	500	790	-110
PROGRAM INCOME - HYDROGEN FUEL	0	0	0	174	0	0	-174
<b>SUBTOTAL PROGRAM INCOME</b>	<b>2,520</b>	<b>6,458</b>	<b>4,506</b>	<b>25,319</b>	<b>32,292</b>	<b>16,745</b>	<b>6,973</b>
MISC TRANSP. REVENUE	0	167	0	0	833	16	833
<b>TOTAL AUX TRANS REVENUE</b>	<b>0</b>	<b>167</b>	<b>0</b>	<b>0</b>	<b>833</b>	<b>16</b>	<b>833</b>
INTEREST INCOME	9,355	17,500	12,992	65,104	87,500	51,743	22,396
<b>TOTAL INTEREST &amp; DISCOUNT REVENUE</b>	<b>9,355</b>	<b>17,500</b>	<b>12,992</b>	<b>65,104</b>	<b>87,500</b>	<b>51,743</b>	<b>22,396</b>
DIESEL FUEL TAX REFUND	3,103	4,600	5,160	19,422	23,000	24,300	3,578
WAYNE COUNTY GASOLINE REFUND	649	1,575	1,398	4,374	7,875	6,401	3,501
STARK COUNTY GASOLINE REFUND	532	469	0	2,571	2,344	0	-227
CNG FUEL REFUND	89	500	556	754	2,500	2,237	1,746

Date Printed 6/18/2024

Time Printed 10:39 AM



**STARK AREA REGIONAL TRANSIT AUTHORITY**  
 DETAILED INCOME STATEMENT  
 For the Period Ending 5/31/2024

	<u>May 2024 Actual</u>	<u>May 2024 Budget</u>	<u>May 2023 Prior Yr Actual</u>	<u>Jan 24-May 24 Actual</u>	<u>Jan 24-May 24 Budget</u>	<u>Jan 23 - May... Prior Yr Actual</u>	<u>-over/under Budget</u>
CNG ROYALTIES	239	83	0	1,168	417	433	-751
CNG - UTILITY REIMBURSEMENT	1,600	1,667	1,015	5,989	8,333	4,836	2,344
MISC REV-NONTRANSPORTATION	12,203	11,083	10,876	62,803	55,417	13,687	-7,386
MISC REV-EXTRAORDINARY ITEM	75	50	100	600	250	225	-350
INSURANCE PROCEEDS REVENUE	0	0	534,888	0	0	534,888	0
<b>TOTAL NON-TRANSPORTATION REVENUE</b>	<b>18,490</b>	<b>20,027</b>	<b>553,992</b>	<b>97,680</b>	<b>100,135</b>	<b>587,006</b>	<b>2,455</b>
SALES TAX REVENUE	1,611,519	1,499,298	1,781,863	7,610,516	8,070,130	7,434,865	459,614
<b>TOTAL SALES TAX REVENUE</b>	<b>1,611,519</b>	<b>1,499,298</b>	<b>1,781,863</b>	<b>7,610,516</b>	<b>8,070,130</b>	<b>7,434,865</b>	<b>459,614</b>
<b>TOTAL REVENUES</b>	<b>1,777,558</b>	<b>1,691,467</b>	<b>2,479,273</b>	<b>8,501,051</b>	<b>9,030,973</b>	<b>8,730,818</b>	<b>529,922</b>



**STARK AREA REGIONAL TRANSIT AUTHORITY**  
**DETAILED INCOME STATEMENT**  
 For the Period Ending 5/31/2024

	<u>May 2024 Actual</u>	<u>May 2024 Budget</u>	<u>May 2023 Prior Yr Actual</u>	<u>Jan 24-May 24 Actual</u>	<u>Jan 24-May 24 Budget</u>	<u>Jan 23 - May... Prior Yr Actual</u>	<u>-over/under Budget</u>
<b>EXPENSES</b>							
<b>EXECUTIVE OFFICE</b>							
EX - SAL & WAGES-FIXED	12,723	13,558	12,442	69,468	67,788	67,742	-1,680
EX - SAL & WAGES-PARATRANSIT	6,554	6,984	6,409	35,787	34,921	34,898	-865
EX - INCENTIVES	0	113	0	175	563	175	388
EX - MEDICARE TAX	308	369	297	1,730	1,846	1,672	116
EX - PERS	6,034	6,022	5,821	28,858	30,112	27,334	1,254
EX - HEALTH INSURANCE	5,081	3,158	3,312	19,017	15,788	10,037	-3,228
EX - LIFE INSURANCE	34	43	34	186	215	186	30
EX - STD INSURANCE	143	152	10,287	776	760	17,627	-16
EX - VISION	28	71	28	165	354	166	189
EX - DENTAL	86	178	86	474	888	474	414
EX - WORKERS' COMP	180	393	162	858	1,964	768	1,106
EX - SICK LEAVE	373	1,215	1,651	2,423	6,077	2,477	3,654
EX - HOLIDAY,FUNERAL,OTHER	1,093	748	1,055	2,186	3,740	2,095	1,554
EX - PTO	4,398	3,803	2,697	10,378	19,017	6,679	8,639
EX - UNIFORMS	-46	17	199	193	83	199	-109
EX - YMCA & MISC BENEFITS	0	50	0	0	250	0	250
<b>TOTAL EXECUTIVE OFFICES WAGES &amp; BENEFITS</b>	<b>36,989</b>	<b>36,873</b>	<b>44,480</b>	<b>172,671</b>	<b>184,366</b>	<b>172,528</b>	<b>11,695</b>
EX - ADVERTISING	0	83	0	0	417	0	417
EX - PTS LEGAL-GENERAL	32,796	42,564	43,730	155,107	212,818	191,033	57,711
EX - PTS-OTHER	0	0	-974	0	0	0	0
EX - CLINIC	9,000	8,333	9,000	39,600	41,667	39,600	2,067
EX - CLINIC SUPPLIES	1,746	3,333	2,860	11,159	16,667	12,998	5,508
EX - LEGAL ADS	0	42	0	0	208	0	208
EX - TRAINING & TRAVEL EXPENSE	289	2,500	3,035	9,759	12,500	8,935	2,741
EX - EXPENDABLE ASSETS	0	83	0	1,309	417	0	-892
<b>TOTAL EXECUTIVE OFFICE</b>	<b>80,819</b>	<b>93,812</b>	<b>102,131</b>	<b>389,605</b>	<b>469,059</b>	<b>425,094</b>	<b>79,454</b>
<b>TRANSPORTATION</b>							
TR - SAL & WAGES-FIXED	342,456	372,750	351,407	1,930,733	1,863,748	1,760,460	-66,985
TR - SAL & WAGES-PARATRANSIT	188,535	192,023	246,942	1,068,791	960,113	1,195,606	-108,679
TR - INCENTIVE	1,250	1,058	1,300	14,800	5,292	16,675	-9,508
TR - MEDICARE TAX	8,528	9,239	8,429	47,926	46,193	47,185	-1,733
TR - PERS	154,834	143,358	153,184	762,704	716,789	733,239	-45,915
TR - HEALTH INSURANCE	347,942	228,932	226,119	1,317,263	1,144,658	623,105	-172,605
TR - LIFE INSURANCE	900	3,117	857	4,869	15,585	4,744	10,715
TR - STD INSURANCE	3,103	3,285	-5,696	16,688	16,427	1,517	-261
TR - DENTAL	10,144	12,666	9,422	55,631	63,331	51,729	7,700
TR - UNEMPLOYMENT	0	2,917	3,480	0	14,583	21,331	14,583
TR - WORKERS' COMP	12,712	9,350	11,515	61,770	46,748	52,348	-15,022
TR - HOLIDAY,FUNERAL,OTHER	25,865	16,082	24,612	58,394	80,408	59,167	22,014
TR - PTO	51,853	55,234	48,657	241,217	276,168	237,523	34,951
TR - SHORT TERM DISABILITY	71,750	0	0	71,750	0	0	-71,750

Date Printed 6/18/2024

Time Printed 10:39 AM



**STARK AREA REGIONAL TRANSIT AUTHORITY**  
**DETAILED INCOME STATEMENT**  
 For the Period Ending 5/31/2024

	<u>May 2024</u> <u>Actual</u>	<u>May 2024</u> <u>Budget</u>	<u>May 2023</u> <u>Prior Yr Actual</u>	<u>Jan 24-May 24</u> <u>Actual</u>	<u>Jan 24-May 24</u> <u>Budget</u>	<u>Jan 23 - May...</u> <u>Prior Yr Actual</u>	<u>-over/under</u> <u>Budget</u>
TR - UNIFORMS	1,365	4,167	1,114	23,651	20,833	25,742	-2,818
TR - YMCA & MISC BENEFITS	0	458	0	1,238	2,292	1,382	1,054
TA - SAL & WAGES-FIXED	62,274	66,091	60,497	305,254	330,455	311,463	25,201
TA - SAL & WAGES-PARATRANSIT	32,081	34,047	31,165	157,252	170,234	160,450	12,982
TA - INCENTIVE	400	1,210	300	3,225	6,052	2,675	2,827
TA - MEDICARE TAX	1,344	1,674	1,342	7,333	8,369	7,731	1,036
TA - PERS	26,220	27,677	25,644	123,297	138,387	127,405	15,090
TA - HEALTH INSURANCE	48,299	33,156	31,462	173,744	165,778	94,094	-7,966
TA - LIFE INSURANCE	126	451	132	675	2,257	702	1,582
TA - STD INSURANCE	575	617	577	3,098	3,085	3,057	-13
TA - VISION	259	744	278	1,411	3,718	1,471	2,307
TA - DENTAL	833	1,865	879	4,464	9,325	4,647	4,861
TA - WORKERS' COMP	1,713	1,785	1,541	7,827	8,924	7,207	1,097
TA - SICK LEAVE	1,245	5,701	1,364	7,194	28,506	16,420	21,312
TA - HOLIDAY,FUNERAL,OTHER	5,279	3,508	4,894	11,606	17,542	11,960	5,936
TA - PTO	7,973	11,677	8,022	31,342	58,384	28,906	27,042
TA - UNIFORMS	45	500	2,274	3,421	2,500	2,455	-921
TA - YMCA & MISC BENEFITS	0	92	0	426	458	216	32
TA - TRAINING & TRAVEL	1,209	1,250	30	12,445	6,250	10,687	-6,195
<b>TOTAL TRANSPORTATION WAGES &amp; BENEFITS</b>	<b>1,411,113</b>	<b>1,246,678</b>	<b>1,251,741</b>	<b>6,531,439</b>	<b>6,233,390</b>	<b>5,623,302</b>	<b>-298,048</b>
TR - PTS-OTHER	2,567	3,333	5,728	12,833	16,667	29,367	3,833
TR - OFFICE SUPPLIES	0	167	0	0	833	2,895	833
TR - PRINTING	8,690	167	3,736	21,261	833	40,166	-20,428
TR - LEGAL ADS	0	42	0	0	208	0	208
TR - EXPENDABLE ASSETS	0	458	1,554	2,294	2,292	2,108	-3
<b>TOTAL TRANSPORTATION</b>	<b>1,422,370</b>	<b>1,250,845</b>	<b>1,262,759</b>	<b>6,567,827</b>	<b>6,254,224</b>	<b>5,697,838</b>	<b>-313,604</b>
<b>MAINTENANCE</b>							
MA - SAL & WAGES-FIXED	28,755	28,262	29,494	137,142	141,311	132,732	4,169
MA - SAL & WAGES-PARATRANSIT	14,813	14,559	15,194	70,649	72,796	68,377	2,147
MA - INCENTIVE	0	479	0	975	2,396	900	1,421
MA - MEDICARE TAX	668	739	655	3,465	3,693	3,309	228
MA - PERS	12,854	12,109	12,480	58,096	60,546	54,506	2,451
MA - HEALTH INSURANCE	22,904	12,631	14,942	89,166	63,154	46,292	-26,012
MA - LIFE INSURANCE	57	172	57	291	860	285	569
MA - STD INSURANCE	290	292	282	1,490	1,458	1,405	-32
MA - VISION	142	283	142	723	1,416	709	693
MA - DENTAL	465	710	465	2,368	3,552	2,321	1,185
MA - WORKERS' COMP	811	790	730	3,948	3,949	3,188	1
MA - SICK LEAVE	960	2,523	1,721	9,423	12,614	3,622	3,191
MA - HOLIDAY,FUNERAL,OTHER	2,604	1,552	2,261	5,816	7,762	5,569	1,946
MA - PTO	6,427	6,081	3,330	18,685	30,407	16,506	11,722
MA - TRAINING & TRAVEL EXPENSE	1,421	0	0	3,855	0	0	-3,855
MA - UNIFORMS	0	167	730	578	833	1,313	255
MA - YMCA & MISC BENEFITS	0	25	0	301	125	0	-176

Date Printed 6/18/2024

Time Printed 10:39 AM



**STARK AREA REGIONAL TRANSIT AUTHORITY**  
**DETAILED INCOME STATEMENT**  
 For the Period Ending 5/31/2024

	<u>May 2024</u> <u>Actual</u>	<u>May 2024</u> <u>Budget</u>	<u>May 2023</u> <u>Prior Yr Actual</u>	<u>Jan 24-May 24</u> <u>Actual</u>	<u>Jan 24-May 24</u> <u>Budget</u>	<u>Jan 23 - May...</u> <u>Prior Yr Actual</u>	<u>-over/under</u> <u>Budget</u>
MS - SAL & WAGES-FIXED	21,023	19,590	19,517	103,524	97,949	99,670	-5,575
MS - SAL & WAGES-PARATRANSIT	10,830	10,092	10,054	53,331	50,459	51,345	-2,872
MS - INCENTIVE	200	304	200	1,350	1,518	1,050	168
MS - MEDICARE TAX	450	488	427	2,434	2,439	2,304	5
MS - PERS	8,271	7,501	7,718	39,004	37,503	36,930	-1,501
MS - HEALTH INSURANCE	19,825	12,631	12,747	73,317	63,154	37,309	-10,163
MS - LIFE INSURANCE	55	172	49	304	860	259	555
MS - STD INSURANCE	192	180	-326	1,055	899	47	-156
MS - DENTAL	567	699	567	3,117	3,494	3,101	377
MS - WORKERS' COMP	721	522	649	3,431	2,609	3,071	-822
MS - HOLIDAY,FUNERAL,OTHER	1,346	898	1,120	3,077	4,488	2,241	1,410
MS - PTO	3,077	2,757	3,174	12,885	13,783	8,963	898
MS - UNIFORMS	279	1,067	211	2,757	5,333	3,607	2,577
MS - YMCA & MISC BENEFITS	0	21	0	0	104	0	104
MT - SAL & WAGES-FIXED	40,653	53,495	48,173	235,494	267,473	238,764	31,978
MT - SAL & WAGES-PARATRANSIT	20,943	27,558	24,817	121,316	137,789	123,000	16,473
MT - INCENTIVE	50	651	0	825	3,253	1,125	2,428
MT - MEDICARE TAX	1,080	1,325	988	5,578	6,627	5,781	1,049
MT - PERS	19,050	20,384	19,005	90,902	101,921	91,129	11,018
MT - HEALTH INSURANCE	42,343	26,840	22,452	141,537	134,201	62,391	-7,335
MT - LIFE INSURANCE	89	365	89	465	1,827	528	1,362
MT - STD INSURANCE	379	442	-744	1,991	2,212	257	221
MT - DENTAL	1,133	1,485	921	5,703	7,425	5,431	1,722
MT - WORKERS' COMP	1,533	1,341	1,135	6,629	6,703	5,254	74
MT - HOLIDAY	2,782	2,308	2,738	6,316	11,541	6,285	5,225
MT - PTO	8,047	7,236	7,803	25,158	36,178	30,259	11,020
MT - SHORT TERM DISABILITY	11,645	0	0	11,645	0	0	-11,645
MT - UNIFORMS	605	1,600	1,514	6,654	8,000	7,807	1,346
MT - YMCA & MISC BENEFITS	0	21	0	59	104	127	45
MT - TOOLS	0	642	389	1,500	3,208	7,946	1,708
MBGE - SAL & WAGES-FIXED	3,217	12,526	7,851	38,259	62,629	45,120	24,370
MBGE - SAL & WAGES-PARATRANSIT	1,657	6,453	4,045	19,709	32,264	23,244	12,554
MBGE - INCENTIVE	0	233	0	500	1,167	775	667
MBGE - MEDICARE TAX	168	316	221	1,125	1,581	1,239	455
MBGE - PERS	3,277	5,176	4,364	18,564	25,880	20,703	7,316
MBGE - HEALTH INSURANCE	10,124	7,894	6,547	37,706	39,471	19,651	1,765
MBGE - LIFE INSURANCE	27	107	27	147	537	146	391
MBGE - STD INSURANCE	100	109	98	535	547	534	12
MBGE - VISION	66	177	55	352	885	304	533
MBGE - DENTAL	212	622	172	1,137	3,108	949	1,971
MBGE - WORKERS' COMP	361	338	324	1,716	1,688	1,573	-28
MBGE - SICK LEAVE	395	1,078	1,258	2,212	5,392	2,942	3,180
MBGE - HOLIDAY,FUNERAL,OTHER	589	664	787	2,209	3,318	2,717	1,109
MBGE - PTO	689	1,925	4,243	6,966	9,623	10,924	2,657
MBGE - SHORT TERM DISABILITY	6,215	0	0	6,215	0	0	-6,215

Date Printed 6/18/2024

Time Printed 10:39 AM



**STARK AREA REGIONAL TRANSIT AUTHORITY**  
**DETAILED INCOME STATEMENT**  
 For the Period Ending 5/31/2024

	<u>May 2024 Actual</u>	<u>May 2024 Budget</u>	<u>May 2023 Prior Yr Actual</u>	<u>Jan 24-May 24 Actual</u>	<u>Jan 24-May 24 Budget</u>	<u>Jan 23 - May... Prior Yr Actual</u>	<u>-over/under Budget</u>
MBGE - UNIFORMS	140	396	197	778	1,979	1,263	1,201
MBGE - YMCA & MISC BENEFITS	0	42	0	23	208	0	185
<b>TOTAL MAINTENANCE WAGES &amp; BENEFITS</b>	<b>337,576</b>	<b>322,041</b>	<b>298,058</b>	<b>1,506,481</b>	<b>1,610,204</b>	<b>1,309,096</b>	<b>103,724</b>
M - TEMPORARY HELP	6,252	2,500	0	15,975	12,500	8,054	-3,475
M - CMS SERVICING REVENUE VEHICLES	0	8	0	0	42	0	42
M - CMS REV VEH-FIXED	8,151	14,583	16,722	28,952	72,917	77,818	43,964
M - CMS REV VEH-PARATRANSIT	1,669	833	9,939	17,393	4,167	49,964	-13,226
M - CMS-NON REV VEHICLES	0	417	0	8,309	2,083	0	-6,226
M - CMS-FAREBOX PARTS-FIXED	911	833	0	911	4,167	1,672	3,256
M - CMS-BLDG GRND. & EQUIPMENT	78,971	16,667	6,935	115,946	83,333	68,852	-32,613
M - CMS-RADIO EQUIP-FIXED	0	1,667	0	0	8,333	3,100	8,333
M - CMS-RADIO EQUIP-PARATRANSIT	0	417	431	0	2,083	2,692	2,083
M - CMS-SECURITY SYSTEM	0	417	0	0	2,083	0	2,083
M - CMS - CNG FUELING STATION	23,848	20,417	23,458	110,003	102,083	92,731	-7,920
M - CMS - HYDROGEN FUELING STATION	12,190	18,958	11,375	67,040	94,792	79,559	27,751
M - DIESEL FUEL-FIXED	8,849	20,625	18,246	75,569	103,125	99,219	27,556
M - DIESEL FUEL-PARATRANSIT	11,067	10,625	19,135	73,901	53,125	88,589	-20,776
M - LUBRICANTS-FIXED	1,243	1,750	1,028	6,722	8,750	9,087	2,028
M - LUBRICANTS-PARATRANSIT	569	1,000	412	4,242	5,000	3,052	758
M - FUEL TAX EXP-FIXED	400	1,000	856	3,024	5,000	4,282	1,976
M - FUEL TAX EXP-PARATRANSIT	1,507	2,250	2,316	8,916	11,250	10,656	2,334
M - CNG FUEL-FIXED	19,194	25,208	18,077	93,012	126,042	118,479	33,029
M - CNG FUEL-PARATRANSIT	942	16,042	14,645	5,811	80,208	70,650	74,398
M - CNG FUEL SUPPORT VEHICLES	0	83	57	14	417	274	403
M - CNG FUEL PUBLIC	623	1,000	680	2,229	5,000	3,091	2,771
M - HYDROGEN-FIXED	54,773	55,467	40,358	249,713	277,333	189,230	27,620
M - HYDROGEN-PARA	11,687	7,300	3,064	28,166	36,500	17,400	8,334
M - WAYNE COUNTY FUEL	6,265	10,387	13,008	38,162	51,933	61,211	13,772
M - PARA GAS	5,184	5,125	0	24,080	25,625	0	1,545
M - FUEL & LUBE-COMPANY VEHICLES	6,311	5,417	4,053	25,010	27,083	27,142	2,074
M - TIRES & TUBES-FIXED	16,672	15,000	0	87,206	75,000	52,126	-12,206
M - TIRES & TUBES-PARATRANSIT	2,516	2,500	350	14,413	12,500	10,287	-1,913
M - TIRES SUPPORT VEHICLES	0	583	-350	4,203	2,917	1,881	-1,286
M - OMS-SUPPLIES	8,576	10,750	20,025	48,456	53,750	58,224	5,294
M - FREIGHT	1,270	1,417	2,119	1,983	7,083	6,618	5,100
M - INSP & REPAIR-FIXED	62,923	50,000	56,442	306,287	250,000	284,125	-56,287
M - INSP & REPAIR-PARATRANSIT	27,863	41,667	42,736	179,503	208,333	223,581	28,830
M - INSP & REPAIR-CO. VEHICLES	64	4,167	1,160	6,425	20,833	21,712	14,409
M - OMS-MAINT EQUIPMENT	3,039	3,917	2,469	37,006	19,583	22,172	-17,422
M - OMS FIXED ROUTE	2,565	2,500	2,048	9,369	12,500	11,563	3,131
M - OMS PARATRANSIT	1,370	12,500	239	4,449	62,500	20,219	58,051
M - CORE CHARGES/CREDITS	-2,046	1,000	584	-10,605	5,000	-667	15,605
M - OMS-COMPANY VEHICLES	1,173	417	0	5,073	2,083	128	-2,990
M - FAREBOX PARTS-FIXED	0	1,667	665	856	8,333	1,474	7,477
M - FAREBOX PARTS-PARATRANSIT	2,308	217	243	10,608	1,083	414	-9,525

Date Printed 6/18/2024

Time Printed 10:39 AM





**STARK AREA REGIONAL TRANSIT AUTHORITY**  
**DETAILED INCOME STATEMENT**  
 For the Period Ending 5/31/2024

	<u>May 2024 Actual</u>	<u>May 2024 Budget</u>	<u>May 2023 Prior Yr Actual</u>	<u>Jan 24-May 24 Actual</u>	<u>Jan 24-May 24 Budget</u>	<u>Jan 23 - May... Prior Yr Actual</u>	<u>-over/under Budget</u>
M - OFFICE SUPPLIES	0	0	0	0	0	1,426	0
M - COMMUNICATIONS MODEMS AVAIL	4,147	3,750	4,279	20,752	18,750	17,471	-2,002
M - BLDG & GROUNDS OMS	290	10,000	1,800	22,945	50,000	29,115	27,055
M - LABOR INSURANCE REC-3RD PARTY	0	-42	0	0	-208	0	-208
M - OMS INSURANCE REC-3RD PARTY	0	-167	0	0	-833	0	-833
M - PROPERTY INSURANCE	8,815	8,815	6,149	44,076	44,076	30,851	0
M - OMS INSURANCE REC-OTRP	-66	-3,333	0	-66	-16,667	-1,600	-16,601
M - LABOR INSURANCE REC-OTRP	-188	-1,250	0	-188	-6,250	-250	-6,063
M - TRAINING & TRAVEL EXPENSE	0	833	1,251	221	4,167	4,685	3,946
M - DUES & SUBSCRIPTIONS	0	1,500	0	5,146	7,500	8,308	2,354
M - EXPENDABLE ASSETS	0	167	0	0	833	4,759	833
<b>TOTAL MAINTENANCE</b>	<b>739,474</b>	<b>731,609</b>	<b>645,060</b>	<b>3,307,702</b>	<b>3,658,047</b>	<b>3,204,524</b>	<b>350,346</b>
<b>FINANCE</b>							
FIN - SAL & WAGES-FIXED	24,928	24,251	25,942	120,911	121,253	119,844	342
FIN - SAL & WAGES-PARATRANSIT	12,841	12,493	13,364	62,287	62,463	61,738	176
FIN - MEDICARE TAX	585	615	534	3,052	3,074	2,921	23
FIN - INCENTIVE	0	400	0	900	2,000	600	1,100
FIN - PERS	10,061	10,081	10,331	50,603	50,406	48,572	-197
FIN - HEALTH INSURANCE	15,205	11,052	11,591	63,979	55,259	35,129	-8,720
FIN - LIFE INSURANCE	50	150	50	273	752	273	480
FIN - STD INSURANCE	243	266	233	1,327	1,330	1,270	3
FIN - VISION	123	248	123	675	1,239	675	564
FIN - DENTAL	402	622	402	2,210	3,108	2,210	898
FIN - WORKERS' COMP	541	657	568	2,912	3,287	2,687	375
FIN - SICK LEAVE	454	2,100	632	6,249	10,501	4,812	4,252
FIN - HOLIDAY,FUNERAL,OTHER	1,808	1,292	1,940	5,170	6,462	5,061	1,293
FIN - PTO	4,661	3,970	1,168	18,751	19,848	10,677	1,098
FIN - UNIFORMS	0	58	615	542	292	615	-250
FIN - YMCA & MISC BENEFITS	0	67	0	400	333	229	-67
<b>TOTAL FINANCE WAGES &amp; BENEFITS</b>	<b>71,901</b>	<b>68,322</b>	<b>67,493</b>	<b>340,241</b>	<b>341,610</b>	<b>297,314</b>	<b>1,369</b>
FIN - SOFTWARE SERVICE	0	42	0	0	208	0	208
FIN - PTS OTHER	3,935	6,250	6,777	18,254	31,250	18,662	12,996
FIN - TEMPORARY HELP	0	1,250	0	0	6,250	0	6,250
FIN - OFFICE SUPPLIES	0	208	0	0	1,042	588	1,042
FIN - PRINTING	0	6	0	0	31	0	31
FIN - DUES & SUBSCRIPTIONS	1,358	708	669	5,800	3,542	3,623	-2,258
FIN - LEGAL ADS	1,604	250	563	1,604	1,250	2,671	-354
FIN - TRAINING & TRAVEL EXPENSE	1,747	2,500	1,682	2,544	12,500	5,916	9,956
FIN - EXPENDABLE ASSETS	0	167	700	160	833	700	673
<b>TOTAL FINANCE</b>	<b>80,544</b>	<b>79,703</b>	<b>77,884</b>	<b>368,602</b>	<b>398,516</b>	<b>329,473</b>	<b>29,914</b>
<b>INFORMATION TECHNOLOGY</b>							
IT - SAL & WAGES-FIXED	13,242	14,261	13,003	65,125	71,307	62,895	6,182

Date Printed 6/18/2024

Time Printed 10:39 AM



**STARK AREA REGIONAL TRANSIT AUTHORITY**  
**DETAILED INCOME STATEMENT**  
 For the Period Ending 5/31/2024

	<u>May 2024</u> <u>Actual</u>	<u>May 2024</u> <u>Budget</u>	<u>May 2023</u> <u>Prior Yr Actual</u>	<u>Jan 24-May 24</u> <u>Actual</u>	<u>Jan 24-May 24</u> <u>Budget</u>	<u>Jan 23 - May...</u> <u>Prior Yr Actual</u>	<u>-over/under</u> <u>Budget</u>
IT - SAL & WAGES-PARATRANSIT	6,822	7,347	6,699	33,549	36,734	32,401	3,185
IT - MEDICARE TAX	277	365	269	1,531	1,826	1,481	295
IT - INCENTIVE	0	242	0	375	1,208	400	833
IT - PERS	5,415	5,985	5,257	25,934	29,925	24,722	3,991
IT - HEALTH INSURANCE	7,622	6,315	4,968	28,525	31,577	15,055	3,052
IT - LIFE INSURANCE	22	86	22	119	430	119	311
IT - STD INSURANCE	122	204	119	671	1,020	646	349
IT - VISION	57	142	57	314	708	314	394
IT - DENTAL	189	355	189	1,041	1,776	1,041	735
IT - WORKERS' COMP	270	390	243	1,287	1,952	1,152	665
IT - SICK LEAVE	310	1,247	789	2,655	6,234	3,536	3,580
IT - HOLIDAY,FUNERAL,OTHER	981	767	952	2,208	3,837	1,818	1,628
IT - PTO	1,208	2,562	462	4,371	12,810	2,211	8,439
IT - UNIFORMS	0	33	263	259	167	195	-92
IT - YMCA & MISC BENEFITS	0	50	0	205	250	177	45
<b>TOTAL INFORMATION TECHNOLOGY WAGES &amp; BENEFI...</b>	<b>36,537</b>	<b>40,352</b>	<b>33,293</b>	<b>168,168</b>	<b>201,760</b>	<b>148,164</b>	<b>33,592</b>
IT - HARDWARE SERVICE CONTRACTS	11,917	14,583	11,451	58,540	72,917	54,752	14,376
IT - SOFTWARE SERVICE CONTRACTS	16,236	22,917	20,464	100,713	114,583	97,293	13,870
IT - PTS-OTHER	0	417	0	384	2,083	-1,984	1,699
IT - EXPENDABLE ASSETS & SOFTWARE	6,348	3,333	2,081	18,861	16,667	18,397	-2,195
IT - DUES & SUBSCRIPTIONS	2,209	458	252	12,795	2,292	1,258	-10,504
IT - LEGAL ADS	0	42	0	0	208	0	208
IT - TRAINING EXPENSE	2,799	2,083	0	8,218	10,417	6,458	2,199
<b>TOTAL INFORMATION TECHNOLOGY</b>	<b>76,047</b>	<b>84,185</b>	<b>67,539</b>	<b>367,681</b>	<b>420,927</b>	<b>324,337</b>	<b>53,246</b>

**BOARD**

**CUSTOMER RELATIONS**

CR - SAL & WAGES-FIXED	47,399	44,914	41,837	231,198	224,569	202,824	-6,630
CR - SAL & WAGES-PARATRANSIT	24,418	23,137	21,552	119,110	115,687	104,485	-3,423
CR - MEDICARE TAX	1,050	1,150	978	5,919	5,750	5,082	-169
CR - INCENTIVE	350	1,129	500	1,925	5,646	1,775	3,721
CR - PERS	20,268	18,764	18,622	98,713	93,820	84,716	-4,893
CR - HEALTH INSURANCE	45,730	28,419	29,883	175,228	142,095	88,822	-33,133
CR - LIFE INSURANCE	124	387	125	702	1,935	620	1,233
CR - STD INSURANCE	451	438	427	2,536	2,192	2,118	-344
CR - VISION	259	637	280	1,471	3,187	1,454	1,715
CR - DENTAL	816	1,599	896	4,647	7,993	4,698	3,346
CR - WORKERS' COMP	1,623	1,224	1,460	7,882	6,119	6,433	-1,763
CR - SICK LEAVE	1,395	3,909	1,833	16,374	19,546	10,721	3,172
CR - HOLIDAY	4,585	2,406	4,608	9,529	12,028	7,417	2,500
CR - PTO	6,304	7,727	7,262	37,952	38,633	27,036	681
CR - UNIFORMS	-150	283	3,328	3,102	1,417	3,278	-1,685
CR - YMCA & MISC BENEFITS	0	67	0	342	333	328	-8
<b>TOTAL CUSTOMER RELATIONS WAGES &amp; BENEFITS</b>	<b>154,623</b>	<b>136,190</b>	<b>133,591</b>	<b>716,629</b>	<b>680,949</b>	<b>551,807</b>	<b>-35,680</b>

Date Printed 6/18/2024

Time Printed 10:39 AM



**STARK AREA REGIONAL TRANSIT AUTHORITY**  
**DETAILED INCOME STATEMENT**  
 For the Period Ending 5/31/2024

	<u>May 2024 Actual</u>	<u>May 2024 Budget</u>	<u>May 2023 Prior Yr Actual</u>	<u>Jan 24-May 24 Actual</u>	<u>Jan 24-May 24 Budget</u>	<u>Jan 23 - May... Prior Yr Actual</u>	<u>-over/under Budget</u>
CR - PTS OTHER	34,107	24,167	10,585	98,085	120,833	65,327	22,748
CR - TRAVEL TRAINER	0	417	0	0	2,083	0	2,083
CR - OFFICE SUPPLIES	0	0	0	0	0	138	0
CR - PRINTING	776	5,833	2,341	5,697	29,167	17,841	23,470
CR - DUES & SUBSCRIPTIONS	1,291	2,500	666	10,119	12,500	6,773	2,381
CR - TRAINING & TRAVEL EXPENSE	-78	2,917	2,672	10,886	14,583	13,008	3,697
CR - ADVERTISING	56,723	30,833	26,914	191,596	154,167	162,732	-37,430
CR - EVENTS	0	2,083	0	334	10,417	19,257	10,083
CR - PROMOTIONAL MATERIALS	14,775	5,417	0	30,233	27,083	1,142	-3,150
CR - LEGAL ADS	228	333	0	228	1,667	1,415	1,439
CR - EXPENDABLE ASSETS	1,586	417	180	3,606	2,083	15,098	-1,523
<b>TOTAL CUSTOMER RELATIONS</b>	<b>264,031</b>	<b>211,106</b>	<b>176,948</b>	<b>1,067,414</b>	<b>1,055,532</b>	<b>854,539</b>	<b>-11,881</b>
<b>HUMAN RESOURCE</b>							
HR - SAL & WAGES-FIXED	17,957	20,349	21,600	95,170	101,743	102,190	6,573
HR - SAL & WAGES-PARATRANSIT	9,250	10,483	11,127	49,027	52,413	52,643	3,386
HR - MEDICARE TAX	463	522	453	2,460	2,609	2,531	149
HR - PERS	9,080	8,554	8,749	41,969	42,769	41,713	800
HR - INCENTIVE	0	342	0	700	1,708	975	1,008
HR - HEALTH INSURANCE	15,243	9,473	9,935	57,050	47,365	31,481	-9,685
HR - LIFE INSURANCE	43	129	42	237	645	233	408
HR - STD INSURANCE	205	255	198	1,124	1,277	1,075	152
HR - VISION	114	212	104	623	1,062	571	439
HR - DENTAL	379	533	339	2,063	2,664	1,863	601
HR - WORKERS' COMP	541	558	487	2,573	2,789	2,464	216
HR - SICK LEAVE	1,776	1,782	465	7,963	8,910	2,933	948
HR - HOLIDAY,FUNERAL,OTHER	2,553	1,097	1,859	5,301	5,483	3,823	182
HR - PTO	2,246	3,713	1,401	12,230	18,564	12,013	6,334
HR - SHORT TERM DISABILITY	4,049	0	0	4,049	0	0	-4,049
HR - UNIFORMS	100	50	1,575	597	250	1,575	-347
HR - TUITION REIMBURSEMENT	0	1,250	0	0	6,250	5,250	6,250
HR - YMCA & MISC BENEFITS	0	25	0	0	125	78	125
<b>TOTAL HUMAN RESOURCES WAGES &amp; BENEFITS</b>	<b>64,000</b>	<b>59,325</b>	<b>58,334</b>	<b>283,136</b>	<b>296,626</b>	<b>263,411</b>	<b>13,491</b>
HR - PTS-OTHER	6,205	6,592	3,968	41,597	32,958	18,367	-8,638
HR - PRINTING	0	42	0	17	208	0	191
HR - OFFICE SUPPLIES	0	42	0	50	208	32	159
HR - DUES & SUBSCRIPTIONS	0	208	0	229	1,042	229	813
HR - LEGAL ADS	228	42	0	228	208	0	-20
HR - EMPLOYEE RELATIONS	7,322	1,667	1,196	23,319	8,333	5,008	-14,986
HR - WELLNESS PROGRAM	1,825	2,500	3,250	2,175	12,500	6,225	10,325
HR - TRAINING & TRAVEL EXPENSE	450	2,500	836	9,666	12,500	9,054	2,834
HR - AGENCY TRAINING	920	1,667	0	6,323	8,333	0	2,010
HR - EXPENDABLE ASSETS	0	167	0	2,172	833	387	-1,339
<b>TOTAL HUMAN RESOURCE</b>	<b>80,949</b>	<b>74,750</b>	<b>67,583</b>	<b>368,911</b>	<b>373,752</b>	<b>302,712</b>	<b>4,840</b>

Date Printed 6/18/2024  
 Time Printed 10:39 AM



**STARK AREA REGIONAL TRANSIT AUTHORITY**  
**DETAILED INCOME STATEMENT**  
 For the Period Ending 5/31/2024

	<u>May 2024 Actual</u>	<u>May 2024 Budget</u>	<u>May 2023 Prior Yr Actual</u>	<u>Jan 24-May 24 Actual</u>	<u>Jan 24-May 24 Budget</u>	<u>Jan 23 - May... Prior Yr Actual</u>	<u>-over/under Budget</u>
<b>GENERAL</b>							
GEN - LEGAL ADS	0	42	209	0	208	209	208
GEN - PTS-OTHER	55,575	16,035	35,525	204,620	80,174	52,197	-124,445
GEN - SECURITY SERVICES	27,777	21,969	26,574	144,263	109,844	104,132	-34,419
GEN - OFFICE EXPENSES	3,155	4,802	1,707	17,394	24,010	19,294	6,617
GEN - OFFICE EXPENSE-IT	145	250	930	2,199	1,250	1,521	-949
GEN - EXPENDABLE ASSETS	0	250	56	1,854	1,250	1,654	-604
GEN - UTILITIES-ELECTRIC	27,027	22,030	22,390	112,462	110,150	106,806	-2,312
GEN - UTILITIES-ELECTRIC - CNG	13,564	12,500	13,736	72,639	62,500	54,598	-10,139
GEN - UTILITIES-OTHER	3,084	3,333	3,115	13,994	16,667	13,947	2,673
GEN - UTILITIES-TELEPHONE	8,359	7,675	7,606	38,180	38,374	36,417	194
GEN - UTILITIES-TELEPHONE - CNG	403	250	227	1,707	1,250	1,144	-457
GEN - UTILITIES-NATURAL GAS	6,602	18,035	20,622	54,423	90,173	107,873	35,750
PREM FOR PUBLIC LIAB & PROPERTY DAMAGE	41,567	34,205	40,372	207,833	171,027	201,967	-36,807
PREM FOR EXCESS INSURANCE	13,745	13,307	6,661	68,723	66,535	33,413	-2,188
GEN - PAYOUTS-DEDUCTIBLES	0	1,750	0	0	8,750	0	8,750
GEN - PROPERTY TAXES	0	333	0	1,476	1,667	4,326	190
GEN - DUES & SUBSCRIPTIONS	8,252	8,398	7,480	51,208	41,991	42,571	-9,216
GEN - BAD DEBT EXPENSE	0	250	0	0	1,250	0	1,250
GEN - MISC ACCOUNT CORRECTIONS	0	0	50,653	0	0	74,733	0
GEN - SAFETY	-2,175	920	795	4,224	4,601	12,754	378
GEN - FEES	4,020	2,083	2,038	15,161	10,417	10,011	-4,745
GEN - FEES CREDIT CARD	2,249	3,333	1,434	12,422	16,667	11,351	4,245
GEN - ADVERTISING COMMISSION	0	0	0	0	0	-2,238	0
GEN - ADVERTISING	0	667	0	0	3,333	-13,392	3,333
GEN - SALES TAX COLLECTION EXPENSE	14,320	16,667	14,431	77,789	83,333	77,479	5,545
GEN - POSTAGE	288	417	500	1,959	2,083	2,053	124
GEN - MISCELLANEOUS	100	208	25	385	1,042	25	656
GEN - CTE RFHCC	0	6,667	0	0	33,333	0	33,333
SUBGRANTEE - 5310 ENHANCED MOBILITY	109,870	47,648	5,773	228,840	238,240	260,470	9,400
SUBGRANTEE - WAYNE COUNTY	4,765	0	0	21,239	0	12,028	-21,239
SUBGRANTEE - RESEARCH	10,847	73,185	69,528	264,188	293,104	170,788	28,916
GEN - LEASE & RENT	0	0	3,501	14,005	0	16,645	-14,005
GEN - PURCHASED TRANSPORTATION SC	90,000	0	0	90,000	0	0	-90,000
GEN - PURCHASED TRANSPORTATION WC	0	0	0	36,140	0	0	-36,140
<b>TOTAL GENERAL EXPENSES</b>	<b>443,537</b>	<b>317,209</b>	<b>335,890</b>	<b>1,759,326</b>	<b>1,513,223</b>	<b>1,414,777</b>	<b>-246,103</b>
<b>TOTAL EXPENSES</b>	<b>3,187,771</b>	<b>2,843,220</b>	<b>2,735,795</b>	<b>14,197,069</b>	<b>14,143,280</b>	<b>12,553,294</b>	<b>-53,789</b>
<b>OPERATING INCOME (LOSS) EXCLUDING PREVENTIVE MAINTENANCE GRANTS</b>	<b>-1,410,214</b>	<b>-1,151,753</b>	<b>-256,522</b>	<b>-5,696,018</b>	<b>-5,112,307</b>	<b>-3,822,477</b>	<b>583,711</b>
<b>RESTRICTED REVENUE FROM CAPITAL GRANTS</b>							
<b>TOTAL LOCAL CASH GRANTS</b>							
SCG - OPERATING	107,788	166,667	0	717,594	833,333	556,241	115,739
STATE CAPITAL GRANTS	0	68,925	169,738	391,673	344,625	296,698	-47,048
<b>TOTAL STATE GRANTS</b>	<b>107,788</b>	<b>235,592</b>	<b>169,738</b>	<b>1,109,267</b>	<b>1,177,959</b>	<b>852,940</b>	<b>68,691</b>

Date Printed 6/18/2024

Time Printed 10:39 AM



**STARK AREA REGIONAL TRANSIT AUTHORITY**  
**DETAILED INCOME STATEMENT**  
 For the Period Ending 5/31/2024

	<u>May 2024</u> Actual	<u>May 2024</u> Budget	<u>May 2023</u> Prior Yr Actual	<u>Jan 24-May 24</u> Actual	<u>Jan 24-May 24</u> Budget	<u>Jan 23 - May...</u> Prior Yr Actual	<u>-over/under</u> Budget
FG - 5310 ENHANCED MOBILITY	114,415	54,315	8,262	254,658	271,574	277,922	16,916
FG - PLANNING	0	4,439	0	3,685	22,196	87,811	18,511
FCG - PREVENTIVE MAINTENANCE	395,307	453,645	0	2,122,604	2,268,225	0	145,621
FEDERAL GRANTS	76,214	450,568	769,023	951,503	2,252,839	3,229,058	1,301,336
FEDERAL GRANTS-OTHER	0	73,185	55,109	217,955	365,924	119,247	147,969
FEDERAL CAPITAL GRANTS	175,073	931,528	1,722,543	9,122,857	4,657,639	2,863,329	-4,465,218
<b>TOTAL FEDERAL GRANTS</b>	<b>761,009</b>	<b>1,967,680</b>	<b>2,554,937</b>	<b>12,673,262</b>	<b>9,838,398</b>	<b>6,577,367</b>	<b>-2,834,865</b>
<b>TOTAL GRANTS</b>	<b>868,797</b>	<b>2,203,271</b>	<b>2,724,675</b>	<b>13,782,529</b>	<b>11,016,356</b>	<b>7,430,307</b>	<b>-2,766,173</b>
<b>DEPRECIATION &amp; AMORTIZATION</b>							
DEPRECIATION EXP-GRANTS	399,387	458,333	415,144	2,027,022	2,291,667	2,087,931	264,644
DEPRECIATION EXP-LOCAL MATCH	60,059	83,333	62,087	304,443	416,667	312,259	112,223
GENERAL AMORTIZATION	4,727	20,833	2,280	23,635	104,167	11,402	80,532
<b>TOTAL DEPRECIATION &amp; AMORTIZATION</b>	<b>464,173</b>	<b>562,500</b>	<b>479,511</b>	<b>2,355,101</b>	<b>2,812,500</b>	<b>2,411,591</b>	<b>457,399</b>
GAIN/LOSS ON DISPOSAL	2,192	5,000	0	7,377	20,371	49,788	12,994
GEN - SETTLEMENTS/LOSSES	-10,625	0	2,024	-38,452	0	-55,966	38,452
<b>TOTAL GAIN/LOSS ON DISPOSAL OF ASSETS</b>	<b>-8,433</b>	<b>5,000</b>	<b>2,024</b>	<b>-31,075</b>	<b>20,371</b>	<b>-6,178</b>	<b>51,446</b>
<b>NET INCOME AFTER DEPRECIATION,AMORTIZATION...</b>	<b>-997,156</b>	<b>484,018</b>	<b>1,986,619</b>	<b>5,762,486</b>	<b>3,071,179</b>	<b>1,202,417</b>	<b>-2,691,308</b>



**Stark Area Regional Transit Authority**  
**Summary Income Statement**  
**For the Five Months Ending Friday, May 31, 2024**

	<u>2024</u>	<u>2023</u>
TOTAL FARES	702,433	640,443
TOTAL PROGRAM INCOME	25,319	16,745
TOTAL AUX TRANS REVENUE	0	16
TOTAL INTEREST & DISCOUNT REVENUE	65,104	51,743
TOTAL NON-TRANSPORTATION REVENUE	97,680	587,006
<u>TOTAL SALES TAX REVENUE</u>	<u>7,610,516</u>	<u>7,434,865</u>
<b>TOTAL REVENUES</b>	<b>8,501,051</b>	<b>8,730,818</b>
TOTAL WAGES	5,709,326	5,599,204
TOTAL HEALTH	2,176,531	1,063,366
TOTAL PERS & BENEFITS	1,816,608	1,687,114
PROFESSIONAL SERVICES - LEGAL	155,107	191,033
PROFESSIONAL SERVICES - OTHER	426,533	234,533
MATERIALS	1,097,232	1,134,980
SUPPLIES	329,562	344,919
FUEL	626,631	687,425
UTILITIES	293,405	320,785
CASUALTY & LIABILITY INSURANCE	320,632	266,232
FUEL TAX	11,940	14,939
DUES & SUBSCRIPTIONS	85,297	62,761
ADVERTISING	222,163	167,502
TRAINING	63,917	58,743
LEGAL ADS	2,060	4,296
EXPENDABLE ASSETS	30,256	43,104
TUITION REIMBURSEMENT	0	5,250
WELLNESS	2,175	6,225
SECURITY/SAFETY	148,486	116,886
LEASES & RENTS	14,005	16,645
EMPLOYEE RELATIONS	23,319	5,008
BOARD	0	0
GENERAL EXPENSES	127,616	79,059
<u>SUBGRANTEE</u>	<u>514,267</u>	<u>443,286</u>
<b>TOTAL EXPENSES</b>	<b>14,197,069</b>	<b>12,553,294</b>
OPERATING INCOME (LOSS) EXCLUDING	-5,696,018	-3,822,477
TOTAL STATE GRANTS	1,109,267	852,940
<u>TOTAL FEDERAL GRANTS</u>	<u>12,673,262</u>	<u>6,577,367</u>
<b>TOTAL GRANTS</b>	<b>13,782,529</b>	<b>7,430,307</b>
TOTAL DEPRECIATION & AMORTIZATION	2,355,101	2,411,591
TOTAL GAIN/LOSS ON DISPOSAL OF ASSETS	-31,075	-6,178
<b>NET INCOME AFTER DEPRECIATION,AMORTIZATION &amp; DISPOSALS</b>	<b>5,762,486</b>	<b>1,202,417</b>



**MAY CHECKS-DATE ORDER**

Document Date	Document Number	Vendor Name	Vendor ID	Document Amount
5/20/2024	095866	AEP OHIO	AEPO001	\$ 32,479.86
5/31/2024	095884	AEP OHIO	AEPO001	\$ 2,054.13
5/8/2024	095856	ALLIANCE WATER UTILITY	ALLI004	\$ 219.83
5/20/2024	095867	AMAZON	AMAZ001	\$ 1,701.52
5/31/2024	095904	AMAZON	AMAZ001	\$ 2,239.08
5/20/2024	095868	AQUA OHIO INC	AQUA001	\$ 27.95
5/31/2024	095885	AT&T 5011	ATT5011	\$ 2,126.32
5/31/2024	095886	BAKER MEDIA GROUP LLC	BAKE002	\$ 860.00
5/8/2024	095852	ESTHER BEIGHT	BEIG001	\$ 100.00
5/31/2024	095905	ESTHER BEIGHT	BEIG001	\$ 100.00
5/20/2024	095869	MARK BIGSBEE	BIGS001	\$ 25.00
5/31/2024	095887	MARK BIGSBEE	BIGS001	\$ 500.00
5/9/2024	095857	BIG TIME SPORTS	BIGT002	\$ 450.00
5/20/2024	095870	CANTON CITY UTILITIES	CANT011	\$ 1,934.51
5/20/2024	095871	CASH	CASH001	\$ 153.03
5/31/2024	095888	CBS CORP	CBSC002	\$ 166.00
5/20/2024	095872	CFIS GROUP	CFIS001	\$ 911.26
5/31/2024	095889	CFIS GROUP	CFIS001	\$ 877.69
5/31/2024	095890	CHAMBER OF COMMERCE	CHAM001	\$ 16,500.00
5/31/2024	095891	COLUMBIA GAS OF OHIO	COLU001	\$ 49.18
5/8/2024	095853	DOMINION EAST OHIO	DOMI001	\$ 142.74
5/20/2024	095873	DOMINION EAST OHIO	DOMI001	\$ 13,991.31
5/9/2024	095858	FED EX	FEDE001	\$ 43.73
5/20/2024	095874	FED EX	FEDE001	\$ 209.57
5/9/2024	095859	FIFTH THIRD BANK	FIFT003	\$ 52,090.90
5/20/2024	095875	FLOWPATH LLC	FLOW005	\$ 49,507.50
5/31/2024	095892	IBI GROUP	IBIG001	\$ 2,250.00

5/31/2024 095893	INTERSTATE GAS SUPPLY INC	IGS001	\$	13,183.72
5/20/2024 095876	IHEART MEDIA	IHEA001	\$	10,925.00
5/9/2024 095860	INTEGRATED SENSING SOLUTIONS INC.	INTE008	\$	48,266.22
5/31/2024 095894	JACKSON TOWNSHIP TRUSTEES	JACK008	\$	1,500.00
5/31/2024 095895	LEGAL SHIELD	LEGA003	\$	628.30
5/9/2024 095861	Legacy Roofing Services	LEGA005	\$	1,256.00
5/9/2024 095862	LIBERTY FORD	LIBE003	\$	430.73
5/20/2024 095877	LIBERTY FORD	LIBE003	\$	1,566.33
5/9/2024 095863	MASSILLON MUNICIPAL COURT	MASS006	\$	441.25
5/31/2024 095896	MASSILLON MUNICIPAL COURT	MASS006	\$	439.86
5/31/2024 095897	MIDWEST POLY PACK	MIDW001	\$	1,432.85
5/9/2024 095864	NEW FLYER PARTS	NEWF001	\$	73.94
5/20/2024 095878	NEW FLYER PARTS	NEWF001	\$	1,564.78
5/31/2024 095898	NEW FLYER PARTS	NEWF001	\$	372.21
5/8/2024 095854	OHIO EDISON	OHIO011	\$	508.74
5/20/2024 095879	OHIO EDISON	OHIO011	\$	783.15
5/31/2024 095899	OHIO EDISON	OHIO011	\$	588.20
5/20/2024 095880	RICHARD PATERSON	PATE001	\$	55.50
5/20/2024 095881	PROGRESSIVE CHEVROLET	PROG002	\$	379.10
5/31/2024 095900	PROGRESSIVE CHEVROLET	PROG002	\$	723.38
5/9/2024 095865	RIVER NORTH TRANSIT LLC	RIVE002	\$	36,140.00
5/31/2024 095901	RIVER NORTH TRANSIT LLC	RIVE002	\$	90,000.00
5/31/2024 095906	STANLEY MILLER CONSTRUCT	STAN002	\$	113,425.16
5/31/2024 095902	STANDARD INS CO	STAN005	\$	1,589.08
5/8/2024 095855	STARK COUNTY SANITARY ENGINEERING	STAR034	\$	326.70
5/20/2024 095882	STATE OF OHIO UST FUND	STAT004	\$	1,050.00
5/20/2024 095883	VENDRICK CONSTRUCTION INC	VEND002	\$	99,716.98
5/31/2024 095903	VERIZON WIRELESS	VERI001	\$	2,598.19

**\*END OF REPORT\***





MAY CHECKS-DATE ORDER

Document Date	Document Number	Vendor Name	Vendor ID	Document Amount
5/8/2024	095856	ALLIANCE WATER UTILITY	ALLI004	\$ 219.83
5/8/2024	095852	ESTHER BEIGHT	BEIG001	\$ 100.00
5/8/2024	095853	DOMINION EAST OHIO	DOMI001	\$ 142.74
5/8/2024	095854	OHIO EDISON	OHIO011	\$ 508.74
5/8/2024	095855	STARK COUNTY SANITARY ENGINEERING	STAR034	\$ 326.70
5/9/2024	095857	BIG TIME SPORTS	BIGT002	\$ 450.00
5/9/2024	095858	FED EX	FEDE001	\$ 43.73
5/9/2024	095859	FIFTH THIRD BANK	FIFT003	\$ 52,090.90
5/9/2024	095860	INTEGRATED SENSING SOLUTIONS INC.	INTE008	\$ 48,266.22
5/9/2024	095861	Legacy Roofing Services	LEGA005	\$ 1,256.00
5/9/2024	095862	LIBERTY FORD	LIBE003	\$ 430.73
5/9/2024	095863	MASSILLON MUNICIPAL COURT	MASS006	\$ 441.25
5/9/2024	095864	NEW FLYER PARTS	NEWF001	\$ 73.94
5/9/2024	095865	RIVER NORTH TRANSIT LLC	RIVE002	\$ 36,140.00
5/20/2024	095866	AEP OHIO	AEPO001	\$ 32,479.86
5/20/2024	095867	AMAZON	AMAZ001	\$ 1,701.52
5/20/2024	095868	AQUA OHIO INC	AQUA001	\$ 27.95
5/20/2024	095869	MARK BIGSBEE	BIGS001	\$ 25.00
5/20/2024	095870	CANTON CITY UTILITIES	CANT011	\$ 1,934.51
5/20/2024	095871	CASH	CASH001	\$ 153.03
5/20/2024	095872	CFIS GROUP	CFIS001	\$ 911.26
5/20/2024	095873	DOMINION EAST OHIO	DOMI001	\$ 13,991.31
5/20/2024	095874	FED EX	FEDE001	\$ 209.57
5/20/2024	095875	FLOWPATH LLC	FLOW005	\$ 49,507.50
5/20/2024	095876	IHEART MEDIA	IHEA001	\$ 10,925.00
5/20/2024	095877	LIBERTY FORD	LIBE003	\$ 1,566.33
5/20/2024	095878	NEW FLYER PARTS	NEWF001	\$ 1,564.78

5/20/2024 095879	OHIO EDISON	OHIO011	\$	783.15
5/20/2024 095880	RICHARD PATERSON	PATE001	\$	55.50
5/20/2024 095881	PROGRESSIVE CHEVROLET	PROG002	\$	379.10
5/20/2024 095882	STATE OF OHIO UST FUND	STAT004	\$	1,050.00
5/20/2024 095883	VENDRICK CONSTRUCTION INC	VEND002	\$	99,716.98
5/31/2024 095884	AEP OHIO	AEPO001	\$	2,054.13
5/31/2024 095904	AMAZON	AMAZ001	\$	2,239.08
5/31/2024 095885	AT&T 5011	ATT5011	\$	2,126.32
5/31/2024 095886	BAKER MEDIA GROUP LLC	BAKE002	\$	860.00
5/31/2024 095905	ESTHER BEIGHT	BEIG001	\$	100.00
5/31/2024 095887	MARK BIGSBEE	BIGS001	\$	500.00
5/31/2024 095888	CBS CORP	CBSC002	\$	166.00
5/31/2024 095889	CFIS GROUP	CFIS001	\$	877.69
5/31/2024 095890	CHAMBER OF COMMERCE	CHAM001	\$	16,500.00
5/31/2024 095891	COLUMBIA GAS OF OHIO	COLU001	\$	49.18
5/31/2024 095892	IBI GROUP	IBIG001	\$	2,250.00
5/31/2024 095893	INTERSTATE GAS SUPPLY INC	IGS001	\$	13,183.72
5/31/2024 095894	JACKSON TOWNSHIP TRUSTEES	JACK008	\$	1,500.00
5/31/2024 095895	LEGAL SHIELD	LEGA003	\$	628.30
5/31/2024 095896	MASSILLON MUNICIPAL COURT	MASS006	\$	439.86
5/31/2024 095897	MIDWEST POLY PACK	MIDW001	\$	1,432.85
5/31/2024 095898	NEW FLYER PARTS	NEWF001	\$	372.21
5/31/2024 095899	OHIO EDISON	OHIO011	\$	588.20
5/31/2024 095900	PROGRESSIVE CHEVROLET	PROG002	\$	723.38
5/31/2024 095901	RIVER NORTH TRANSIT LLC	RIVE002	\$	90,000.00
5/31/2024 095906	STANLEY MILLER CONSTRUCT	STAN002	\$	113,425.16
5/31/2024 095902	STANDARD INS CO	STAN005	\$	1,589.08
5/31/2024 095903	VERIZON WIRELESS	VERI001	\$	2,598.19

**\*END OF REPORT\***



MAY ELECTRONIC PAYMENTS

Document Date	Document Number	Vendor Name	Vendor ID	Document Amount
5/2/2024	000117574	TREASURER OF STATE OF OHIO	TREA003	\$ 143.50
5/10/2024	000117852	CANTON CITY INCOME TAX	CANT008	\$ 12,701.45
5/10/2024	000117579	CONSUMER DRIVEN ADMINISTRATORS LLC	CDA001	\$ 450.00
5/10/2024	000117576	COLONIAL SUPPLEMENTAL INSURANCE	COLO001	\$ 1,613.11
5/10/2024	000117580	HEALTH TP OF OHIO	HEAL004	\$ 400,000.00
5/10/2024	000117853	INTERNAL REVENUE SERVICE	IRSA002	\$ 56,978.37
5/10/2024	000117854	OHIO DEPT OF TAXATION	OHIO010	\$ 12,004.57
5/10/2024	000117577	OHIO PUBLIC EMPLOYEES	OHIO017	\$ 12,655.48
5/10/2024	000117578	OHIO PUBLIC EMPLOYEES	OHIO017	\$ 30.00
5/13/2024	000117575	OHIO CSPC	OHIO007	\$ 4,054.55
5/16/2024	000117732	AFLAC	AFLA001	\$ 6,007.28
5/22/2024	000117733	AMERICAN HERITAGE LIFE INS CO	AMER022	\$ 802.40
5/24/2024	000117857	CANTON CITY INCOME TAX	CANT008	\$ 13,022.94
5/24/2024	000117735	COLONIAL SUPPLEMENTAL INSURANCE	COLO001	\$ 1,605.96
5/24/2024	000117855	INTERNAL REVENUE SERVICE	IRSA002	\$ 59,832.51
5/24/2024	000117734	OHIO CSPC	OHIO007	\$ 4,095.33
5/24/2024	000117856	OHIO DEPT OF TAXATION	OHIO010	\$ 12,403.42
5/24/2024	000117736	OHIO PUBLIC EMPLOYEES	OHIO017	\$ 12,730.48
5/24/2024	000117737	OHIO PUBLIC EMPLOYEES	OHIO017	\$ 30.00
5/24/2024	000117858	SCHOOL DISTRICT TAX WITHHOLDINGS	SDTX001	\$ 193.66
5/28/2024	000117731	HEALTH TP OF OHIO	HEAL004	\$ 177,680.00
5/28/2024	000117738	OPERS	PERS001	\$ 254,435.97
5/31/2024	000117859	HUNTINGTON BANK - EA1W18	HUNT004	\$ 50.00
5/31/2024	000117739	OPERS	PERS001	\$ 3,862.92

\*END OF REPORT\*



## MAY EFT PAYMENTS

Document Date	Document Number	Vendor Name	Vendor ID	Document Type	Document Amount
5/8/2024	EFT000000008527	ROKEISHA BOYER - CDL REIMBURSEMENT	BOYE001	Payment	\$ 115.00
5/8/2024	EFT000000008528	CANTON POLICE PATROLMENS	CANT026	Payment	\$ 5,790.40
5/8/2024	EFT000000008529	KARIM M. CARTER - CDL REIMBURSEMENT	CART001	Payment	\$ 115.00
5/8/2024	EFT000000008530	MARK FINNICUM - PER DIEM	FINN001	Payment	\$ 64.00
5/8/2024	EFT000000008536	GANLEY FORD INC.	GANL002	Payment	\$ 31.15
5/8/2024	EFT000000008531	MARY GESCHWIND - CDL REIMBURSEMENT	GESC001	Payment	\$ 115.00
5/8/2024	EFT000000008532	KEITH KEMP - CDL REIMBURSEMENT	KEMP002	Payment	\$ 115.00
5/8/2024	EFT000000008533	JALISHA MCPHERSON - CDL REIMBURSEMENT	MCPH001	Payment	\$ 115.00
5/8/2024	EFT000000008534	METRO CLEVELAND SECURITY INC	METR006	Payment	\$ 6,643.45
5/8/2024	EFT000000008535	TRAPEZE SOFTWARE GROUP	TRAP001	Payment	\$ 4,097.00
5/15/2024	EFT000000008537	AFSCME	AFSC001	Payment	\$ 4,095.28
5/15/2024	EFT000000008538	AIR PRODUCTS AND CHEMICALS INC	AIRP002	Payment	\$ 30,654.64
5/15/2024	EFT000000008539	AMERICAN FOOD & VENDING	AMER029	Payment	\$ 1,855.85
5/15/2024	EFT000000008540	RICHARD L. BOWEN & ASSOCIATES	BOWE002	Payment	\$ 17,127.64
5/15/2024	EFT000000008541	BRINKS INC.	BRIN001	Payment	\$ 1,959.82
5/15/2024	EFT000000008542	CANTON PEST CONTROL	CANT023	Payment	\$ 45.00
5/15/2024	EFT000000008543	CANTON TOWING	CANT059	Payment	\$ 3,237.50
5/15/2024	EFT000000008544	CHW ADVISORS	CHWA001	Payment	\$ 5,000.00
5/15/2024	EFT000000008545	CINTAS	CINT001	Payment	\$ 3,054.48
5/15/2024	EFT000000008546	CLEAN ENERGY	CLEA005	Payment	\$ 23,822.30
5/15/2024	EFT000000008547	CJM SOLUTIONS LLC	CLMS001	Payment	\$ 4,174.57
5/15/2024	EFT000000008548	CITIZENS FOR SARTA	COMM001	Payment	\$ 214.00
5/15/2024	EFT000000008549	COMMUNITY ACTION WAYNE MEDINA	COMM011	Payment	\$ 4,431.22
5/15/2024	EFT000000008550	CUMMINS SALES AND SERVICE	CUMM002	Payment	\$ 2,581.89
5/15/2024	EFT000000008551	DELL MARKETING L.P.	DELL001	Payment	\$ 7,994.21
5/15/2024	EFT000000008552	HEARTLAND EXPERT AUTOMOTIVE NAPA	DONS001	Payment	\$ 1,164.15
5/15/2024	EFT000000008553	EMPLOYER HCS	EHCS001	Payment	\$ 10,745.96
5/15/2024	EFT000000008554	ELDORADO NATIONAL - CALIFORNIA	ELDO001	Payment	\$ 729.11
5/15/2024	EFT000000008555	EN-RICH-MENT	ENRI001	Payment	\$ 1,500.00
5/15/2024	EFT000000008556	FINGER LAKES SYSTEM CHEMSITRY	FING001	Payment	\$ 489.60
5/15/2024	EFT000000008557	STEVEN GARDNER - CDL REIMBURSEMENT	GARD002	Payment	\$ 115.00
5/15/2024	EFT000000008558	GENFARE LLC	GFI 001	Payment	\$ 798.09
5/15/2024	EFT000000008559	GILLIG LLC	GILL001	Payment	\$ 9,112.81
5/15/2024	EFT000000008560	THE GLASS STATION	GLAS001	Payment	\$ 1,173.20
5/15/2024	EFT000000008561	HEAVY LIFT SYSTEMS INC.	HEAV001	Payment	\$ 1,418.00

5/15/2024	EFT000000008562	MARK D HENNING	HENN002	Payment	\$	2,600.00
5/15/2024	EFT000000008563	INDEPENDENT ELEVATOR CO.	INDE005	Payment	\$	212.00
5/15/2024	EFT000000008564	INNIS MAGGIORE GROUP INC	INNI001	Payment	\$	20,138.79
5/15/2024	EFT000000008565	J. P. BOYLAN CO. & SONS	JPBO001	Payment	\$	700.00
5/15/2024	EFT000000008566	KRONOS SAASHR INC	KRON001	Payment	\$	173.37
5/15/2024	EFT000000008567	MAGIC GARAGE DOOR INC	MAGI001	Payment	\$	36,920.00
5/15/2024	EFT000000008568	MANCAN INC	MANC001	Payment	\$	4,908.00
5/15/2024	EFT000000008569	MCMASTER - CARR	MCMA001	Payment	\$	420.53
5/15/2024	EFT000000008570	JOHN MICHAELS - <b>NTI PROCUREMENT TRAINING</b>	MICH004	Payment	\$	200.98
5/15/2024	EFT000000008571	MIRABEL PROMOTIONS LTD	MIRA002	Payment	\$	2,582.75
5/15/2024	EFT000000008572	MOHAWK MFG. & SUPPLY CO.	MOHA001	Payment	\$	5,580.42
5/15/2024	EFT000000008573	MSC INDUSTRIAL SUPPLY CO	MSCI001	Payment	\$	406.42
5/15/2024	EFT000000008574	MUNCIE RECLAMATION & SPLY	MUNC001	Payment	\$	7,403.68
5/15/2024	EFT000000008575	OHIO AFSCME CAREPLAN	OHIO002	Payment	\$	12,970.75
5/15/2024	EFT000000008576	AIRGAS USA LLC	OHIO003	Payment	\$	867.51
5/15/2024	EFT000000008577	PEOPLE	PEOP001	Payment	\$	17.55
5/15/2024	EFT000000008578	CLAYTON POPIK - <b>PER DIEM</b>	POPI001	Payment	\$	192.00
5/15/2024	EFT000000008597	REDMONDS PARTS & SUPPY INC.	REDM001	Payment	\$	951.92
5/15/2024	EFT000000008579	R STRATEGY GROUP	RSTA001	Payment	\$	3,000.00
5/15/2024	EFT000000008580	SAFETY-KLEEN	SAFE001	Payment	\$	909.30
5/15/2024	EFT000000008581	SAFEGUARD PREMIER BRANDING SOLUTION	SAFE003	Payment	\$	1,209.26
5/15/2024	EFT000000008582	SILCO	SILC001	Payment	\$	960.50
5/15/2024	EFT000000008598	STANDARD PLUMBING AND HEAT	STAN001	Payment	\$	1,380.00
5/15/2024	EFT000000008583	STAPLES ADVANTAGE	STAP001	Payment	\$	252.09
5/15/2024	EFT000000008584	STARK COUNTY REG PLANNING	STAR011	Payment	\$	104.80
5/15/2024	EFT000000008585	TESCO	TESC001	Payment	\$	9,027.04
5/15/2024	EFT000000008586	THOMAS ENERGY CONSULTING	THOM014	Payment	\$	6,240.00
5/15/2024	EFT000000008587	UPS FREIGHT	UPSF001	Payment	\$	13.26
5/15/2024	EFT000000008588	VESCO OIL	VESC001	Payment	\$	8,388.00
5/15/2024	EFT000000008589	THE WORKSHOPS INC.	WORK002	Payment	\$	1,375.68
5/15/2024	EFT000000008590	WORK HEALTH & SAFETY SERVICES	WORK003	Payment	\$	3,976.00
5/15/2024	EFT000000008591	WORKMAN'S NAPA AUTO PARTS	WORK006	Payment	\$	408.00
5/15/2024	EFT000000008592	W.W. GRAINGER INC.	WWGR001	Payment	\$	1,484.82
5/15/2024	EFT000000008593	YMCA OF CENTRAL STARK COUNTY	YMCA003	Payment	\$	3,111.65
5/15/2024	EFT000000008594	YOUNG TRUCK SALES INC.	YOUN002	Payment	\$	95.94
5/15/2024	EFT000000008595	ZIEGLER TIRE	ZIEG001	Payment	\$	339.54
5/15/2024	EFT000000008596	ZIEGLERS BOLT NUT HOUSE	ZIEG002	Payment	\$	32.16
5/22/2024	EFT000000008599	AIR PRODUCTS AND CHEMICALS INC	AIRP002	Payment	\$	27,482.26
5/22/2024	EFT000000008600	AMERICAN FOOD & VENDING	AMER029	Payment	\$	170.60
5/22/2024	EFT000000008601	AUTOMOTIVE DISTRIBUTORS WAREHOUSE	AUTO009	Payment	\$	208.68
5/22/2024	EFT000000008602	CANTON PEST CONTROL	CANT023	Payment	\$	47.00
5/22/2024	EFT000000008603	CANTON POLICE PATROLMENS	CANT026	Payment	\$	5,428.50
5/22/2024	EFT000000008604	CANTON TOWING	CANT059	Payment	\$	1,725.00
5/22/2024	EFT000000008605	CINTAS	CINT001	Payment	\$	679.39

5/22/2024	EFT000000008606	COMMUNITY ACTION WAYNE MEDINA	COMM011	Payment	\$	7,352.77
5/22/2024	EFT000000008607	COPLEY OHIO NEWSPAPERS	COPL001	Payment	\$	4,527.00
5/22/2024	EFT000000008608	CUMMINS SALES AND SERVICE	CUMM002	Payment	\$	52,684.57
5/22/2024	EFT000000008609	DE LAGE LANDEN FINANCIAL SEVICES INC	DELA001	Payment	\$	604.44
5/22/2024	EFT000000008610	HEARTLAND EXPERT AUTOMOTIVE NAPA	DONS001	Payment	\$	860.74
5/22/2024	EFT000000008611	D & W DIESEL INC	DWDI001	Payment	\$	952.00
5/22/2024	EFT000000008612	MARK FINNICUM - PER DIEM	FINN001	Payment	\$	273.80
5/22/2024	EFT000000008613	GENFARE LLC	GFI 001	Payment	\$	910.82
5/22/2024	EFT000000008614	GILLIG LLC	GILL001	Payment	\$	664.22
5/22/2024	EFT000000008615	THE GLASS STATION	GLAS001	Payment	\$	250.00
5/22/2024	EFT000000008616	MARK D HENNING	HENN002	Payment	\$	720.00
5/22/2024	EFT000000008617	KWGD	KRUG001	Payment	\$	23,913.12
5/22/2024	EFT000000008618	MASSILLON CHAMBER OF COMM	MASS002	Payment	\$	148.50
5/22/2024	EFT000000008619	MCMASTER - CARR	MCMA001	Payment	\$	82.45
5/22/2024	EFT000000008620	METRO CLEVELAND SECURITY INC	METR006	Payment	\$	8,116.90
5/22/2024	EFT000000008621	MOHAWK MFG. & SUPPLY CO.	MOHA001	Payment	\$	3,421.77
5/22/2024	EFT000000008622	TYRONE MOORE - PER DIEM	MOOR003	Payment	\$	273.80
5/22/2024	EFT000000008623	MUNCIE RECLAMATION & SPLY	MUNC001	Payment	\$	6,066.46
5/22/2024	EFT000000008624	OMNIPRO	OMNI003	Payment	\$	41,575.00
5/22/2024	EFT000000008625	PORTS PETROLEUM CO. INC.	PORT002	Payment	\$	473.96
5/22/2024	EFT000000008633	REDMONDS PARTS & SUPPY INC.	REDM001	Payment	\$	2,260.17
5/22/2024	EFT000000008626	SAFETY-KLEEN	SAFE001	Payment	\$	66.63
5/22/2024	EFT000000008627	SILCO	SILC001	Payment	\$	114.00
5/22/2024	EFT000000008628	STANDARD PLUMBING AND HEAT	STAN001	Payment	\$	11,894.01
5/22/2024	EFT000000008629	SUPERIOR SPRING INC	SUPE002	Payment	\$	700.08
5/22/2024	EFT000000008630	TESCO	TESC001	Payment	\$	1,841.15
5/22/2024	EFT000000008631	TRAVELHOST OF AKRON CANTON	TRAV004	Payment	\$	475.00
5/22/2024	EFT000000008632	VESCO OIL	VESC001	Payment	\$	10,007.40
5/31/2024	EFT000000008634	ABCD INC.	ABCD001	Payment	\$	29,282.86
5/31/2024	EFT000000008635	AFSCME	AFSC001	Payment	\$	4,066.44
5/31/2024	EFT000000008636	AIR PRODUCTS AND CHEMICALS INC	AIRP002	Payment	\$	22,236.70
5/31/2024	EFT000000008637	APTA AMER PUB TRANS ASSOC	APTA001	Payment	\$	26,000.00
5/31/2024	EFT000000008638	AUTOMOTIVE DISTRIBUTORS WAREHOUSE	AUTO009	Payment	\$	21.08
5/31/2024	EFT000000008639	MICHAEL BRAND - PER DIEM	BRAN001	Payment	\$	96.00
5/31/2024	EFT000000008640	CANTON PEST CONTROL	CANT023	Payment	\$	90.00
5/31/2024	EFT000000008641	CANTON TOWING	CANT059	Payment	\$	2,840.00
5/31/2024	EFT000000008642	CINTAS	CINT001	Payment	\$	1,413.35
5/31/2024	EFT000000008643	CITIZENS FOR SARTA	COMM001	Payment	\$	213.00
5/31/2024	EFT000000008644	CUMMINS SALES AND SERVICE	CUMM002	Payment	\$	1,017.28
5/31/2024	EFT000000008645	DE LAGE LANDEN FINANCIAL SEVICES INC	DELA001	Payment	\$	742.00
5/31/2024	EFT000000008646	CARRIE DOMER - PER DIEM	DOME001	Payment	\$	224.00
5/31/2024	EFT000000008647	HEARTLAND EXPERT AUTOMOTIVE NAPA	DONS001	Payment	\$	645.06
5/31/2024	EFT000000008648	EDM TECHNOLOGY, INC	EDMI001	Payment	\$	5,600.00
5/31/2024	EFT000000008649	GENFARE LLC	GFI 001	Payment	\$	981.19

5/31/2024	EFT000000008650	GILLIG LLC	GILL001	Payment	\$	19,368.67
5/31/2024	EFT000000008651	GLADIUEX ENEGY	GLAD001	Payment	\$	23,850.16
5/31/2024	EFT000000008652	GOODYEAR TIRE AND RUBBER	GOOD001	Payment	\$	19,187.70
5/31/2024	EFT000000008653	J. P. BOYLAN CO. & SONS	JPBO001	Payment	\$	280.00
5/31/2024	EFT000000008654	MANCAN INC	MANC001	Payment	\$	2,304.00
5/31/2024	EFT000000008655	JOHN MICHAELS - PER DIEM	MICH004	Payment	\$	128.00
5/31/2024	EFT000000008656	MOHAWK MFG. & SUPPLY CO.	MOHA001	Payment	\$	816.88
5/31/2024	EFT000000008657	MUNCIE RECLAMATION & SPLY	MUNC001	Payment	\$	1,903.65
5/31/2024	EFT000000008658	PEOPLE	PEOP001	Payment	\$	17.55
5/31/2024	EFT000000008659	J DAVID RESS	RESS001	Payment	\$	498.00
5/31/2024	EFT000000008660	SAFEGUARD PREMIER BRANDING SOLUTION	SAFE003	Payment	\$	6,411.75
5/31/2024	EFT000000008661	ADAM SNYDER - AVAIL CONFERENCE	SNYD002	Payment	\$	85.78
5/31/2024	EFT000000008669	STANLEY MILLER CONSTRUCT	STAN002	Payment	\$	9,262.00
5/31/2024	EFT000000008662	TANK INTEGRITY SERVICES INC	TANK002	Payment	\$	445.00
5/31/2024	EFT000000008663	TESCO	TESC001	Payment	\$	1,037.55
5/31/2024	EFT000000008664	THOMAS ENERGY CONSULTING	THOM014	Payment	\$	1,286.83
5/31/2024	EFT000000008665	"TRANSPORT SPECIALISTS	TRAN012	Payment	\$	1,954.29
5/31/2024	EFT000000008666	CHRIS TYSON - PER DIEM	TYSO002	Payment	\$	96.00
5/31/2024	EFT000000008667	THE WORKSHOPS INC.	WORK002	Payment	\$	80,587.00
5/31/2024	EFT000000008668	W.W. GRAINGER INC.	WWGR001	Payment	\$	231.32

**\*END OF REPORT\***



**Stark Area Regional Transit Authority**  
**Comparative Balance Sheet**  
**For the Four Months Ending Tuesday, April 30, 2024**

	CURRENT YTD	LAST YTD	VARIANCE
CASH - FIFTH THIRD-MAIN CHECKING	1,426.00	0.00	1,426
CASH - FIFTH THIRD-MERCHANT ACCOUNT	50,187.00	0.00	50,187
CASH - HUNTINGTON-CHECKING	2,035,390.00	1,920,966.00	114,424
CASH - HUNT-MERCHANT TRANSACTIONS	66,178.00	82,600.00	-16,422
CASH-MMA-4380	0.00	940,845.00	-940,845
CASH - SAVINGS (STAR OHIO)	1,778.00	1,234,576.00	-1,232,798
CASH - HUNT-FSA ACCOUNT	32,936.00	30,336.00	2,600
CASH - HUNTINGTON-PAYROLL	0.00	-1,277.00	1,277
CASH - FIFTH THIRD BANK	4,351,276.00	5,884,604.00	-1,533,328
HUNTINGTON CDAR'S	1,018,814.00	1,001,053.00	17,761
IMPREST FUND - COINS	949.00	951.00	-3
IMPREST FUND - FINANCE	500.00	500.00	0
IMPREST FUND - CORNERSTONE	600.00	450.00	150
IMPREST FUND - MAINTENANCE	50.00	50.00	0
IMPREST FUND - BV	300.00	300.00	0
IMPREST FUND - ALLIANCE	300.00	250.00	50
IMPREST FUND - MASSILLON	300.00	0.00	300
IMPREST FUND - TVM	985.00	1,193.00	-208
<b>TOTAL CASH &amp; EQUIVALENTS</b>	<b>7,561,968.00</b>	<b>11,097,397.00</b>	<b>-3,535,429</b>
ACCOUNTS RECEIVABLE	167,161.00	122,226.00	44,934
PROJECT RECEIVABLE	201,499.00	342,490.00	-140,991
ESTIMATED SALES TAX REC'V	4,583,017.00	4,193,370.00	389,647
<b>TOTAL RECEIVABLES</b>	<b>4,951,677.00</b>	<b>4,658,087.00</b>	<b>293,590</b>
INVENTORY - VEHICLE PARTS & SUPPLIES	40,061.00	291,102.00	-251,041
INVENTORY - DIESEL FUEL	20,107.00	25,233.00	-5,126
INVENTORY - LUBRICANTS	89,270.00	63,949.00	25,321
INVENTORY - HYDROGEN	16,790.00	5,610.00	11,180
<b>TOTAL INVENTORIES</b>	<b>166,228.00</b>	<b>385,894.00</b>	<b>-219,667</b>
WIP - CORNERSTONE PROJECT	19,695.00	0.00	19,695
WIP - OTHER CAPITAL PROJECTS	126,071.00	0.00	126,071
WIP - GATEWAY RENOVATION	0.00	9,672.00	-9,672
WIP - BUS PURCHASES	181,858.00	1,155,836.00	-973,979
WIP - MAINTENANCE PROJECTS	48,266.00	0.00	48,266
WIP - IT PROJECTS	8,643.00	199,331.00	-190,688
WIP - BUILDING EXPANSION PROJECT	956,448.00	1,299,757.00	-343,309
WIP - RESEARCH	2,651.00	27,228.00	-24,577
WIP - WAYNE COUNTY	11,784.00	966.00	10,818
WIP - MASSILLON PROJECT	326,558.00	1,141,266.00	-814,708
WIP - FIXED ASSET CLEARING	28,911,204.00	9,402,185.00	19,509,018
<b>TOTAL WORK IN PROCESS</b>	<b>30,593,178.00</b>	<b>13,236,242.00</b>	<b>17,356,936</b>
LAND	2,562,013.00	2,537,013.00	25,000
BLDG & IMPROVEMENTS	23,410,300.00	21,040,100.00	2,370,200
30', 35' & 40' BUSES	37,660,125.00	38,322,008.00	-661,884
LIGHT DUTY BUSES	10,278,836.00	10,651,061.00	-372,225
AUTOS & PICKUPS	726,070.00	686,491.00	39,579
LIFE EXTENDING OVERHAULS	361,922.00	303,436.00	58,485
COMPUTER HARDWARE	814,762.00	721,731.00	93,031
SOFTWARE/MISC	2,083,373.00	1,982,135.00	101,238
FURNITURE & FIXTURES	105,212.00	105,212.00	0
ELECTRONICS	1,049,663.00	1,049,663.00	0
MACHINERY & EQUIPMENT	1,668,238.00	1,604,879.00	63,359
SIGNS & SHELTERS	1,262,554.00	1,262,554.00	0
BUS M&E FAREBOXES RADIOS	5,694,482.00	5,615,619.00	78,863
<b>TOTAL FIXED ASSETS</b>	<b>87,677,548.00</b>	<b>85,881,901.00</b>	<b>1,795,647</b>
ACC DEPR - BLDG	-7,402,874.00	-6,864,114.00	-538,759
ACC DEPR - 30' 35' 40'	-19,936,761.00	-17,642,653.00	-2,294,108
ACC DEPR - LT DU	-5,182,283.00	-4,693,579.00	-488,704
ACC DEPR - AUTOS	-621,109.00	-566,558.00	-54,552





**Stark Area Regional Transit Authority**  
**Comparative Balance Sheet**  
**For the Four Months Ending Tuesday, April 30, 2024**

	CURRENT YTD	LAST YTD	VARIANCE
ACC DEPR - OVERH	-132,810.00	-124,781.00	-8,029
ACC DEPR - HARDW	-542,527.00	-452,987.00	-89,540
ACC DEPR - FURN	-80,990.00	-73,252.00	-7,739
ACC DEPR - ELECT	-907,152.00	-830,796.00	-76,356
ACC DEPR - MACH	-1,361,865.00	-1,338,822.00	-23,043
ACC DEPR - SIGNS	-876,118.00	-656,128.00	-219,990
ACC DEPR - BUS M	-6,989,471.00	-6,926,721.00	-62,751
ACC AMORT - SOFTWARE & MISC ASSETS	-1,970,785.00	-1,902,774.00	-68,012
<b>TOTAL ACC DEPR + AMORT</b>	<b>-46,004,746.00</b>	<b>-42,073,164.00</b>	<b>-3,931,582</b>
<b>NET CAPITAL ASSETS</b>	<b>41,672,803.00</b>	<b>43,808,738.00</b>	<b>-2,135,935</b>
PREPAID INSURANCE	157,829.00	183,220.00	-25,392
OTHER PREPAID EXPENSES	563,799.00	518,719.00	45,080
PREPAID HEALTH INSURANCE	695,105.00	806,302.00	-111,196
NET OPEB ASSET	0.00	2,056,916.00	-2,056,916
NET PENSION ASSET	132,677.00	182,456.00	-49,779
DEFERRED OUTFLOW-OPEB	1,435,542.00	0.00	1,435,542
DEFERRED OUTFLOW OF RESOURCES	10,769,873.00	2,789,139.00	7,980,734
<b>TOTAL OTHER ASSETS</b>	<b>13,754,825.00</b>	<b>6,536,752.00</b>	<b>7,218,073</b>
<b>TOTAL ASSETS</b>	<b>98,700,677.00</b>	<b>79,723,109.00</b>	<b>18,977,568</b>
ACCOUNTS PAYABLE	1,213,226.00	1,428,226.00	-215,000
ACCRUED PURCHASES	720,291.00	1,379,363.00	-659,072
<b>TOTAL ACCOUNTS PAYABLE</b>	<b>1,933,517.00</b>	<b>2,807,588.00</b>	<b>-874,072</b>
ACCRUED PAYROLL	342,369.00	245,303.00	97,067
ACCRUED PTO	956,894.00	984,868.00	-27,974
ACCRUED SICK LEAVE	622,721.00	575,314.00	47,407
ACCRUED ANNIVERSARY & BIRTHDAY	51,073.00	85,517.00	-34,445
ACCRUED FED INCOME TAX WITHHELD	1,705.00	1,798.00	-93
ACCRUED LOCAL TAX WITHELD	-10.00	0.00	-10
ACCRUED MEDICARE - EMPLOYEES SHARE	5,902.00	4,458.00	1,444
ACCRUED MEDICARE - EMPLOYER SHARE	5,902.00	4,458.00	1,444
ACCRUED PERS-EMPLOYEES	114,679.00	102,381.00	12,298
ACCRUED PERS-EMPLOYER	184,912.00	167,317.00	17,595
ACCRUED BENEFITS - VDSTDTL	215,050.00	127,942.00	87,108
ACCRUED UNION BENEFITS - VDH	-14,162.00	-11,854.00	-2,307
MISCELLANEOUS DEDUCTION LIABILITY	10.00	14.00	-4
YMCA DUES LIABILITY	3,112.00	4,634.00	-1,523
SUPPLEMENTAL INSURANCE LIAB	8,947.00	6,585.00	2,362
EMPLOYEES DEF. COMPENSATION LIAB	880.00	0.00	880
FLEXIBLE SPENDING LIABILITY	40,056.00	37,456.00	2,600
<b>TOTAL PAYROLL LIABILITIES</b>	<b>2,540,040.00</b>	<b>2,336,190.00</b>	<b>203,850</b>
OTHER CURR LIABILITIES-MISC	-89,722.00	-106,377.00	16,655
INSURANCE-FTA LIABILTY	9,800.00	437,289.00	-427,489
CURRENT LIAB.-FTA INTEREST	228,187.00	97,598.00	130,589
NET OPEB LIABILITY	482,555.00	0.00	482,555
NET PENSION LIABILITY	23,228,813.00	5,873,034.00	17,355,779
DEFERRED INFLOWS-OPEB	169,217.00	2,165,666.00	-1,996,449
DEFERRED INFLOWS OF RESOURCES	119,312.00	7,427,715.00	-7,308,403
<b>TOTAL OTHER LIABILITIES</b>	<b>24,148,163.00</b>	<b>15,894,925.00</b>	<b>8,253,237</b>
<b>TOTAL LIABILITIES</b>	<b>28,621,720.00</b>	<b>21,038,704.00</b>	<b>7,583,016</b>
FEDERAL GOVT CAPITAL GRANT	7,277,936.00	7,277,936.00	0
STATE GOVT CAPITAL GRANT	656,930.00	656,930.00	0
NON-GOVT DONATIONS	217,429.00	217,429.00	0
UNRESTRICTED PENSION	-12,527,321.00	-12,413,602.00	-113,719
RESTRICTED OPERS PENSION	113,719.00	0.00	113,719
ACCUMULATED EARNINGS<LOSSES>	67,580,622.00	63,729,914.00	3,850,708



**Stark Area Regional Transit Authority**  
Comparative Balance Sheet  
For the Four Months Ending Tuesday, April 30, 2024

	<u>CURRENT YTD</u>	<u>LAST YTD</u>	<u>VARIANCE</u>
NET REVENUE	6,759,643.00	-784,202.00	7,543,845
TOTAL LIABILITIES & ACCUMULATED EARNINGS	98,700,677.00	79,723,109.00	18,977,568



April 2024 Investment Report

Investments			
Name	Yield	Total	Maturity
Star Ohio	5.46%	\$ 1,777.65	
CDARS			
-2191	5.30%	\$ 539,528.06	10/24/2024
-8131	5.10%	\$ 241,549.22	10/2/2025
-1752	0.30%	\$ 237,736.30	7/5/2024
<b>Total of all CDARS</b>		<b>\$ 1,018,813.58</b>	

5th 3rd								
Type	Current Units	Purchase Date	Identifier	Description	Final Maturity	Original Cost	Market Value	Current Book Yield
AGENCY BOND	500,000.00	6/9/2021	3130AMM58	FHLB	12/9/2024	\$ 500,000.00	\$ 486,020.00	0.50
AGENCY BOND	500,000.00	2/24/2021	3130AL3U6	FHLB	2/24/2026	\$ 500,000.00	\$ 463,790.00	0.80
CD	250,000.00	6/16/2021	90348JM64	UBS BANK USA 57565	6/17/2024	\$ 250,000.00	\$ 248,395.00	0.35
CD	249,000.00	7/16/2021	05580AB29	BMW BANK OF NORTH AMERICA 35141	7/16/2024	\$ 249,000.00	\$ 246,457.71	0.50
CD	249,000.00	9/2/2021	89235MLK5	TOYOTA FINANCIAL SAVINGS 57542	9/3/2024	\$ 249,000.00	\$ 244,946.28	0.60
CD	249,000.00	9/8/2021	38149MZG1	GOLDMAN SACHS BANK 33124	9/9/2024	\$ 249,000.00	\$ 244,801.86	0.65
CD	238,000.00	9/27/2023	70153RLY2	PARKWAY BANK AND TRUST	9/27/2024	\$ 238,000.00	\$ 237,842.92	5.35
CD	234,000.00	9/29/2023	69324MAX3	PCSB BANK 15995	9/27/2024	\$ 234,000.00	\$ 233,934.48	5.45
CD	249,000.00	2/11/2021	05600XBJ8	BMO HARRIS BANK NATIONAL	11/25/2024	\$ 249,000.00	\$ 242,451.30	0.50
CD	249,000.00	11/29/2021	947547NN1	WEBBANK	11/29/2024	\$ 249,000.00	\$ 242,590.74	0.75
CD	250,000.00	3/31/2021	58958PHZ0	MERIDIAN CORPORATION	3/31/2025	\$ 250,000.00	\$ 239,652.50	0.55
CD	250,000.00	4/1/2021	538036PE8	LIVE OAK BANKING COMPANY	10/1/2025	\$ 250,000.00	\$ 235,382.50	0.80
CD	249,000.00	4/14/2021	856285VK4	STATE BANK OF INDIA-33682	4/14/2026	\$ 249,000.00	\$ 230,165.64	0.90
MM Fund	754,845.40		60934N104	Federated HRMS	4/30/2024	\$ 754,845.40	\$ 754,845.40	5.18
<b>SUMMARY</b>	<b>4,470,845.40</b>					<b>\$ 4,470,845.40</b>	<b>\$ 4,351,276.33</b>	

Total of All Investments: \$ 5,371,867.56



**STARK AREA REGIONAL TRANSIT AUTHORITY**  
 DETAILED INCOME STATEMENT  
 For the Period Ending 4/30/2024

*Carrie Domer* 5.22.24

	<u>April 2024 Actual</u>	<u>April 2024 Budget</u>	<u>April 2023 Prior Yr Actual</u>	<u>Jan 24-Dec 24 Actual</u>	<u>Jan 24-Dec 24 Budget</u>	<u>Jan 23 - Dec 23 Prior Yr Actual</u>	<u>-over/under Budget</u>
CASH FARES	40,682	39,167	35,953	155,141	156,667	136,444	1,526
CASH FARES WAYNE COUNTY	109	500	126	342	2,000	872	1,658
SC CASH FARES	0	0	943	0	0	3,754	0
TVM CASH FARES	0	0	63	0	0	478	0
ADULT PASSES	28,208	24,500	8,526	116,875	98,000	54,137	-18,875
SC ADULT PASSES	0	0	8,371	0	0	21,458	0
TVM ADULT PASSES	0	0	1,095	0	0	5,085	0
FULL FARE TICKETS	19,171	20,833	9,710	74,366	83,333	57,524	8,968
SC FULL FARE TICKETS	0	0	2,295	0	0	3,311	0
TVM FULL FARE TICKETS	0	0	296	0	0	914	0
STUDENT PASSES	3,218	1,558	0	8,525	6,233	2,173	-2,292
SC STUDENT PASSES	0	0	1,453	0	0	1,783	0
SC PROLINE CASH FARES	0	0	6,148	0	0	24,134	0
PROLINE CASH FARES	8,573	10,000	3,408	34,892	40,000	12,590	5,108
REDUCED FARE TICKETS	285	458	8	1,648	1,833	2,033	186
SC REDUCED FARE TICKETS	0	0	312	0	0	334	0
TVM REDUCED FARE TICKETS	0	0	23	0	0	77	0
REDUCED FARE PASSES	7,358	7,250	180	28,170	29,000	10,305	830
SC REDUCED FARE PASSES	0	0	4,215	0	0	12,795	0
TVM REDUCED FARE PASSES	0	0	158	0	0	528	0
PROLINE TICKETS	740	4,333	2,772	2,810	17,333	20,826	14,523
SC PROLINE TICKETS	0	0	29	0	0	88	0
PROLINE PASSES	5,558	1,667	293	16,717	6,667	293	-10,050
SC PROLINE PASSES	0	0	1,710	0	0	4,433	0
CLEVELAND TICKETS	83	167	98	505	667	603	162
SC CLEVELAND TICKETS	0	0	45	0	0	48	0
<b>TOTAL PASSENGER FARES</b>	<b>113,982</b>	<b>110,433</b>	<b>88,227</b>	<b>439,990</b>	<b>441,733</b>	<b>377,015</b>	<b>1,743</b>
CONTRACTED SERVICES	18,989	18,333	16,075	82,986	73,333	69,443	-9,652
WAYNE COUNTY SERVICES	6,927	13,333	16,569	26,619	53,333	51,439	26,715
VETERANS TRANSPORT FARES	0	5,833	16,575	16,575	23,333	16,575	6,758
SPECIAL SHUTTLE FARES	486	83	0	591	333	52	-257
<b>TOTAL SPECIAL TRANSIT</b>	<b>26,402</b>	<b>37,583</b>	<b>49,219</b>	<b>126,770</b>	<b>150,333</b>	<b>137,509</b>	<b>23,564</b>
PROGRAM INCOME - ADVERTISING	5,940	6,250	1,375	21,486	25,000	11,106	3,514
PROGRAM INCOME - CONCESSIONS	164	108	132	560	433	343	-126
PROGRAM INCOME - BUS WASH	60	100	270	580	400	790	-180
PROGRAM INCOME - HYDROGEN FUEL	0	0	0	174	0	0	-174
<b>SUBTOTAL PROGRAM INCOME</b>	<b>6,164</b>	<b>6,458</b>	<b>1,777</b>	<b>22,799</b>	<b>25,833</b>	<b>12,238</b>	<b>3,034</b>
MISC TRANSP. REVENUE	0	167	0	0	667	16	667
<b>TOTAL AUX TRANS REVENUE</b>	<b>0</b>	<b>167</b>	<b>0</b>	<b>0</b>	<b>667</b>	<b>16</b>	<b>667</b>
INTEREST INCOME	6,377	17,500	7,741	55,748	70,000	38,752	14,252
<b>TOTAL INTEREST &amp; DISCOUNT REVENUE</b>	<b>6,377</b>	<b>17,500</b>	<b>7,741</b>	<b>55,748</b>	<b>70,000</b>	<b>38,752</b>	<b>14,252</b>
DIESEL FUEL TAX REFUND	3,722	4,600	4,404	16,319	18,400	19,140	2,081
WAYNE COUNTY GASOLINE REFUND	823	1,575	1,230	3,725	6,300	5,004	2,575
STARK COUNTY GASOLINE REFUND	545	469	0	2,039	1,875	0	-164
CNG FUEL REFUND	81	500	487	665	2,000	1,681	1,335

Date Printed 5/21/2024

Time Printed 1:48 PM



**STARK AREA REGIONAL TRANSIT AUTHORITY**  
 DETAILED INCOME STATEMENT  
 For the Period Ending 4/30/2024

	<u>April 2024 Actual</u>	<u>April 2024 Budget</u>	<u>April 2023 Prior Yr Actual</u>	<u>Jan 24-Dec 24 Actual</u>	<u>Jan 24-Dec 24 Budget</u>	<u>Jan 23 - Dec 23 Prior Yr Actual</u>	<u>-over/under Budget</u>
CNG ROYALTIES	0	83	197	929	333	433	-596
CNG - UTILITY REIMBURSEMENT	1,023	1,667	1,086	4,389	6,667	3,821	2,277
MISC REV-NONTRANSPORTATION	601	11,083	1,261	50,599	44,333	2,811	-6,266
MISC REV-EXTRAORDINARY ITEM	275	50	0	525	200	125	-325
<b>TOTAL NON-TRANSPORTATION REVENUE</b>	<b>7,071</b>	<b>20,027</b>	<b>8,665</b>	<b>79,190</b>	<b>80,108</b>	<b>33,014</b>	<b>918</b>
SALES TAX REVENUE	1,267,601	1,466,219	758,916	5,998,996	6,570,832	5,653,002	571,836
<b>TOTAL SALES TAX REVENUE</b>	<b>1,267,601</b>	<b>1,466,219</b>	<b>758,916</b>	<b>5,998,996</b>	<b>6,570,832</b>	<b>5,653,002</b>	<b>571,836</b>
<b>TOTAL REVENUES</b>	<b>1,427,597</b>	<b>1,658,388</b>	<b>914,545</b>	<b>6,723,493</b>	<b>7,339,507</b>	<b>6,251,545</b>	<b>616,013</b>



**STARK AREA REGIONAL TRANSIT AUTHORITY**  
**DETAILED INCOME STATEMENT**  
 For the Period Ending 4/30/2024

	<u>April 2024 Actual</u>	<u>April 2024 Budget</u>	<u>April 2023 Prior Yr Actual</u>	<u>Jan 24-Dec 24 Actual</u>	<u>Jan 24-Dec 24 Budget</u>	<u>Jan 23 - Dec 23 Prior Yr Actual</u>	<u>-over/under Budget</u>
<b>EXPENSES</b>							
<b>EXECUTIVE OFFICE</b>							
EX - SAL & WAGES-FIXED	15,395	13,558	11,056	56,745	54,231	55,300	-2,514
EX - SAL & WAGES-PARATRANSIT	7,931	6,984	5,695	29,232	27,937	28,488	-1,295
EX - INCENTIVES	0	113	0	175	450	175	275
EX - MEDICARE TAX	328	369	320	1,422	1,476	1,375	54
EX - PERS	5,772	6,022	4,556	22,824	24,089	21,513	1,265
EX - HEALTH INSURANCE	-672	3,158	4,222	13,936	12,631	6,725	-1,305
EX - LIFE INSURANCE	34	43	34	152	172	152	20
EX - STD INSURANCE	145	152	3,521	633	608	7,340	-25
EX - VISION	33	71	42	137	283	138	146
EX - DENTAL	86	178	86	388	710	388	322
EX - WORKERS' COMP	178	393	168	677	1,571	606	894
EX - SICK LEAVE	349	1,215	0	2,050	4,862	826	2,812
EX - HOLIDAY,FUNERAL,OTHER	0	748	0	1,093	2,992	1,041	1,899
EX - PTO	373	3,803	2,231	5,980	15,213	3,981	9,233
EX - UNIFORMS	0	17	0	239	67	0	-172
EX - YMCA & MISC BENEFITS	0	50	0	0	200	0	200
<b>TOTAL EXECUTIVE OFFICES WAGES &amp; BENEFITS</b>	<b>29,952</b>	<b>36,873</b>	<b>31,930</b>	<b>135,683</b>	<b>147,493</b>	<b>128,048</b>	<b>11,810</b>
EX - ADVERTISING	0	83	0	0	333	0	333
EX - PTS LEGAL-GENERAL	20,221	42,564	42,771	122,311	170,254	147,303	47,943
EX - PTS-OTHER	0	0	974	0	0	974	0
EX - CLINIC	723	8,333	7,200	30,600	33,333	30,600	2,733
EX - CLINIC SUPPLIES	9,413	3,333	10,138	9,413	13,333	10,138	3,920
EX - LEGAL ADS	0	42	0	0	167	0	167
EX - TRAINING & TRAVEL EXPENSE	3,079	2,500	965	9,470	10,000	5,900	530
EX - EXPENDABLE ASSETS	1,309	83	0	1,309	333	0	-975
<b>TOTAL EXECUTIVE OFFICE</b>	<b>64,697</b>	<b>93,812</b>	<b>85,601</b>	<b>308,786</b>	<b>375,247</b>	<b>322,962</b>	<b>66,461</b>
<b>TRANSPORTATION</b>							
TR - SAL & WAGES-FIXED	395,316	372,750	329,445	1,588,277	1,490,998	1,409,053	-97,279
TR - SAL & WAGES-PARATRANSIT	222,555	192,023	223,482	880,256	768,090	948,664	-112,166
TR - INCENTIVE	1,500	1,058	1,600	13,550	4,233	15,375	-9,317
TR - MEDICARE TAX	8,809	9,239	8,670	39,399	36,954	38,756	-2,444
TR - PERS	152,578	143,358	133,261	607,870	573,431	580,055	-34,439
TR - HEALTH INSURANCE	-58,278	228,932	269,129	969,321	915,726	396,987	-53,595
TR - LIFE INSURANCE	922	3,117	857	3,969	12,468	3,887	8,499
TR - STD INSURANCE	3,145	3,285	0	13,584	13,141	7,212	-443
TR - DENTAL	10,290	12,666	9,245	45,486	50,665	42,307	5,178
TR - UNEMPLOYMENT	0	2,917	3,480	0	11,667	17,851	11,667
TR - WORKERS' COMP	12,906	9,350	11,338	49,058	37,398	40,832	-11,659
TR - HOLIDAY,FUNERAL,OTHER	2,301	16,082	2,081	32,529	64,327	34,555	31,798
TR - PTO	49,386	55,234	31,821	189,364	220,934	188,867	31,570
TR - UNIFORMS	2,287	4,167	2,616	22,286	16,667	24,628	-5,619

Date Printed 5/21/2024

Time Printed 1:48 PM



**STARK AREA REGIONAL TRANSIT AUTHORITY**  
**DETAILED INCOME STATEMENT**  
 For the Period Ending 4/30/2024

	<u>April 2024 Actual</u>	<u>April 2024 Budget</u>	<u>April 2023 Prior Yr Actual</u>	<u>Jan 24-Dec 24 Actual</u>	<u>Jan 24-Dec 24 Budget</u>	<u>Jan 23 - Dec 23 Prior Yr Actual</u>	<u>-over/under Budget</u>
TR - YMCA & MISC BENEFITS	-6	458	0	1,238	1,833	1,382	596
TA - SAL & WAGES-FIXED	61,090	66,091	52,629	242,980	264,364	250,966	21,384
TA - SAL & WAGES-PARATRANSIT	31,470	34,047	27,112	125,171	136,187	129,285	11,016
TA - INCENTIVE	450	1,210	250	2,825	4,842	2,375	2,017
TA - MEDICARE TAX	1,328	1,674	1,376	5,989	6,695	6,389	706
TA - PERS	24,058	27,677	21,763	97,077	110,710	101,761	13,633
TA - HEALTH INSURANCE	-6,038	33,156	40,108	125,445	132,622	62,632	7,177
TA - LIFE INSURANCE	122	451	132	550	1,806	570	1,256
TA - STD INSURANCE	559	617	577	2,523	2,468	2,481	-55
TA - VISION	253	744	278	1,152	2,974	1,194	1,822
TA - DENTAL	798	1,865	879	3,630	7,460	3,767	3,830
TA - WORKERS' COMP	1,602	1,785	1,596	6,114	7,139	5,667	1,025
TA - SICK LEAVE	667	5,701	4,524	5,949	22,805	15,056	16,856
TA - HOLIDAY,FUNERAL,OTHER	480	3,508	932	6,327	14,034	7,066	7,707
TA - PTO	6,309	11,677	5,242	23,369	46,707	20,884	23,338
TA - UNIFORMS	-488	500	37	3,376	2,000	181	-1,376
TA - YMCA & MISC BENEFITS	0	92	0	426	367	216	-59
TA - TRAINING & TRAVEL	3,583	1,250	4,703	11,236	5,000	10,657	-6,236
<b>TOTAL TRANSPORTATION WAGES &amp; BENEFITS</b>	<b>929,954</b>	<b>1,246,678</b>	<b>1,189,162</b>	<b>5,120,326</b>	<b>4,986,712</b>	<b>4,371,561</b>	<b>-133,613</b>
TR - PTS-OTHER	2,567	3,333	8,198	10,267	13,333	23,638	3,067
TR - OFFICE SUPPLIES	0	167	491	0	667	2,895	667
TR - PRINTING	0	167	30,228	12,571	667	36,430	-11,904
TR - LEGAL ADS	0	42	0	0	167	0	167
TR - EXPENDABLE ASSETS	1,869	458	465	2,294	1,833	554	-461
<b>TOTAL TRANSPORTATION</b>	<b>934,389</b>	<b>1,250,845</b>	<b>1,228,544</b>	<b>5,145,458</b>	<b>5,003,379</b>	<b>4,435,079</b>	<b>-142,079</b>
<b>MAINTENANCE</b>							
MA - SAL & WAGES-FIXED	30,088	28,262	21,130	108,387	113,049	103,238	4,662
MA - SAL & WAGES-PARATRANSIT	15,500	14,559	10,885	55,836	58,237	53,184	2,401
MA - INCENTIVE	150	479	150	975	1,917	900	942
MA - MEDICARE TAX	669	739	596	2,797	2,954	2,654	157
MA - PERS	12,331	12,109	8,825	45,242	48,437	42,026	3,196
MA - HEALTH INSURANCE	-2,986	12,631	19,066	66,262	50,523	31,350	-15,739
MA - LIFE INSURANCE	57	172	51	234	688	229	454
MA - STD INSURANCE	290	292	257	1,200	1,167	1,123	-33
MA - VISION	142	283	128	581	1,133	567	552
MA - DENTAL	465	710	418	1,903	2,842	1,856	939
MA - WORKERS' COMP	801	790	756	3,136	3,159	2,458	23
MA - SICK LEAVE	845	2,523	701	8,463	10,091	1,901	1,628
MA - HOLIDAY,FUNERAL,OTHER	769	1,552	746	3,213	6,210	3,308	2,997
MA - PTO	4,029	6,081	3,160	12,258	24,326	13,176	12,068
MA - TRAINING &TRAVEL EXPENSE	2,207	0	0	2,434	0	0	-2,434
MA - UNIFORMS	0	167	83	578	667	583	88
MA - YMCA & MISC BENEFITS	0	25	0	301	100	0	-201
MS - SAL & WAGES-FIXED	20,817	19,590	17,766	82,501	78,360	80,153	-4,142

Date Printed 5/21/2024

Time Printed 1:48 PM



**STARK AREA REGIONAL TRANSIT AUTHORITY**  
**DETAILED INCOME STATEMENT**  
 For the Period Ending 4/30/2024

	<u>April 2024</u> <u>Actual</u>	<u>April 2024</u> <u>Budget</u>	<u>April 2023</u> <u>Prior Yr Actual</u>	<u>Jan 24-Dec 24</u> <u>Actual</u>	<u>Jan 24-Dec 24</u> <u>Budget</u>	<u>Jan 23 - Dec 23</u> <u>Prior Yr Actual</u>	<u>-over/under</u> <u>Budget</u>
MS - SAL & WAGES-PARATRANSIT	10,724	10,092	9,152	42,501	40,367	41,291	-2,134
MS - INCENTIVE	0	304	0	1,150	1,215	850	65
MS - MEDICARE TAX	440	488	417	1,983	1,951	1,877	-32
MS - PERS	7,559	7,501	6,191	30,733	30,002	29,212	-731
MS - HEALTH INSURANCE	-3,188	12,631	16,388	53,492	50,523	24,562	-2,969
MS - LIFE INSURANCE	55	172	49	249	688	210	439
MS - STD INSURANCE	192	180	0	863	719	372	-144
MS - DENTAL	567	699	567	2,550	2,795	2,534	245
MS - WORKERS' COMP	712	522	672	2,710	2,087	2,422	-623
MS - HOLIDAY,FUNERAL,OTHER	0	898	0	1,731	3,590	1,120	1,859
MS - PTO	1,923	2,757	747	9,808	11,026	5,788	1,218
MS - UNIFORMS	901	1,067	874	2,477	4,267	3,397	1,789
MS - YMCA & MISC BENEFITS	0	21	0	0	83	0	83
MT - SAL & WAGES-FIXED	52,361	53,495	34,200	194,841	213,978	190,590	19,137
MT - SAL & WAGES-PARATRANSIT	26,974	27,558	17,618	100,373	110,231	98,183	9,858
MT - INCENTIVE	0	651	0	775	2,602	1,125	1,827
MT - MEDICARE TAX	1,073	1,325	943	4,499	5,302	4,793	803
MT - PERS	18,788	20,384	13,555	71,852	81,537	72,124	9,684
MT - HEALTH INSURANCE	-6,262	26,840	26,414	99,193	107,361	39,940	8,168
MT - LIFE INSURANCE	89	365	94	377	1,462	439	1,085
MT - STD INSURANCE	379	442	25	1,612	1,769	1,001	157
MT - DENTAL	1,133	1,485	968	4,569	5,940	4,510	1,371
MT - WORKERS' COMP	1,424	1,341	1,092	5,097	5,363	4,119	266
MT - HOLIDAY	681	2,308	440	3,534	9,233	3,546	5,699
MT - PTO	2,985	7,236	8,148	17,111	28,942	22,457	11,831
MT - UNIFORMS	742	1,600	570	6,049	6,400	6,293	351
MT - YMCA & MISC BENEFITS	0	21	0	59	83	127	24
MT - TOOLS	0	642	0	1,500	2,567	7,557	1,067
MBGE - SAL & WAGES-FIXED	6,923	12,526	8,133	35,042	50,104	37,269	15,061
MBGE - SAL & WAGES-PARATRANSIT	3,567	6,453	4,190	18,052	25,811	19,199	7,759
MBGE - INCENTIVE	0	233	0	500	933	775	433
MBGE - MEDICARE TAX	167	316	220	957	1,264	1,018	307
MBGE - PERS	3,082	5,176	3,489	15,287	20,704	16,339	5,418
MBGE - HEALTH INSURANCE	-1,383	7,894	8,367	27,583	31,577	13,104	3,994
MBGE - LIFE INSURANCE	27	107	27	119	430	120	311
MBGE - STD INSURANCE	100	109	98	435	438	436	3
MBGE - VISION	66	177	55	286	708	248	422
MBGE - DENTAL	212	622	172	925	2,487	776	1,562
MBGE - WORKERS' COMP	356	338	336	1,355	1,350	1,249	-5
MBGE - SICK LEAVE	387	1,078	671	1,817	4,313	1,684	2,496
MBGE - HOLIDAY,FUNERAL,OTHER	0	664	0	1,620	2,654	1,930	1,034
MBGE - PTO	1,429	1,925	1,546	6,276	7,698	6,681	1,422
MBGE - UNIFORMS	175	396	140	638	1,583	1,066	945
MBGE - YMCA & MISC BENEFITS	0	42	0	23	167	0	144
<b>TOTAL MAINTENANCE WAGES &amp; BENEFITS</b>	<b>221,534</b>	<b>322,041</b>	<b>251,285</b>	<b>1,168,905</b>	<b>1,288,164</b>	<b>1,011,038</b>	<b>119,258</b>

Date Printed 5/21/2024

Time Printed 1:48 PM





**STARK AREA REGIONAL TRANSIT AUTHORITY**  
**DETAILED INCOME STATEMENT**  
 For the Period Ending 4/30/2024

	<u>April 2024</u> <u>Actual</u>	<u>April 2024</u> <u>Budget</u>	<u>April 2023</u> <u>Prior Yr Actual</u>	<u>Jan 24-Dec 24</u> <u>Actual</u>	<u>Jan 24-Dec 24</u> <u>Budget</u>	<u>Jan 23 - Dec 23</u> <u>Prior Yr Actual</u>	<u>-over/under</u> <u>Budget</u>
M - TEMPORARY HELP	5,786	2,500	1,950	9,723	10,000	8,054	277
M - CMS SERVICING REVENUE VEHICLES	0	8	0	0	33	0	33
M - CMS REV VEH-FIXED	2,846	14,583	9,142	20,801	58,333	61,097	37,532
M - CMS REV VEH-PARATRANSIT	1,150	833	1,153	15,724	3,333	40,025	-12,391
M - CMS-NON REV VEHICLES	0	417	0	8,309	1,667	0	-6,642
M - CMS-FAREBOX PARTS-FIXED	0	833	137	0	3,333	1,672	3,333
M - CMS-BLDG GRND. & EQUIPMENT	11,302	16,667	34,789	36,975	66,667	61,917	29,691
M - CMS-RADIO EQUIP-FIXED	0	1,667	0	0	6,667	3,100	6,667
M - CMS-RADIO EQUIP-PARATRANSIT	0	417	0	0	1,667	2,261	1,667
M - CMS-SECURITY SYSTEM	0	417	0	0	1,667	0	1,667
M - CMS - CNG FUELING STATION	21,272	20,417	21,058	86,156	81,667	69,273	-4,489
M - CMS - HYDROGEN FUELING STATION	15,068	18,958	12,819	54,850	75,833	68,183	20,983
M - DIESEL FUEL-FIXED	11,046	20,625	13,428	66,721	82,500	80,973	15,779
M - DIESEL FUEL-PARATRANSIT	12,106	10,625	15,697	62,834	42,500	69,454	-20,334
M - LUBRICANTS-FIXED	1,094	1,750	1,429	5,479	7,000	8,059	1,521
M - LUBRICANTS-PARATRANSIT	984	1,000	208	3,673	4,000	2,641	327
M - FUEL TAX EXP-FIXED	575	1,000	699	2,624	4,000	3,427	1,376
M - FUEL TAX EXP-PARATRANSIT	1,713	2,250	2,009	7,409	9,000	8,340	1,591
M - CNG FUEL-FIXED	18,620	25,208	24,320	73,818	100,833	100,402	27,015
M - CNG FUEL-PARATRANSIT	-1,380	16,042	15,190	4,869	64,167	56,006	59,298
M - CNG FUEL SUPPORT VEHICLES	0	83	43	14	333	217	319
M - CNG FUEL PUBLIC	352	1,000	126	1,606	4,000	2,411	2,394
M - HYDROGEN-FIXED	48,141	55,467	37,211	194,940	221,867	148,872	26,927
M - HYDROGEN-PARA	-83	7,300	4,391	16,480	29,200	14,336	12,720
M - WAYNE COUNTY FUEL	7,915	10,387	13,450	31,897	41,547	48,203	9,650
M - PARA GAS	5,151	5,125	0	18,896	20,500	0	1,604
M - FUEL & LUBE-COMPANY VEHICLES	5,539	5,417	6,087	18,698	21,667	23,089	2,968
M - TIRES & TUBES-FIXED	16,661	15,000	13,577	70,535	60,000	52,126	-10,535
M - TIRES & TUBES-PARATRANSIT	2,123	2,500	2,317	11,897	10,000	9,937	-1,897
M - TIRES SUPPORT VEHICLES	1,750	583	979	4,203	2,333	2,231	-1,869
M - OMS-SUPPLIES	12,495	10,750	10,296	39,880	43,000	38,198	3,120
M - FREIGHT	629	1,417	1,363	713	5,667	4,499	4,954
M - INSP & REPAIR-FIXED	75,667	50,000	36,716	243,364	200,000	227,683	-43,364
M - INSP & REPAIR-PARATRANSIT	34,732	41,667	46,887	151,640	166,667	180,844	15,026
M - INSP & REPAIR-CO. VEHICLES	1,134	4,167	339	6,361	16,667	20,552	10,306
M - OMS-MAINT EQUIPMENT	7,245	3,917	5,601	33,966	15,667	19,702	-18,300
M - OMS FIXED ROUTE	1,456	2,500	3,925	6,804	10,000	9,515	3,196
M - OMS PARATRANSIT	1,568	12,500	2,371	3,079	50,000	19,980	46,922
M - CORE CHARGES/CREDITS	1,334	1,000	-2,937	-8,558	4,000	-1,251	12,558
M - OMS-COMPANY VEHICLES	295	417	0	3,900	1,667	128	-2,233
M - FAREBOX PARTS-FIXED	157	1,667	664	856	6,667	809	5,810
M - FAREBOX PARTS-PARATRANSIT	7,715	217	29	8,300	867	171	-7,433
M - OFFICE SUPPLIES	0	0	1,426	0	0	1,426	0
M - COMMUNICATIONS MODEMS AVAIL	4,139	3,750	3,645	16,605	15,000	13,192	-1,605
M - BLDG & GROUNDS OMS	4,990	10,000	923	22,655	40,000	27,315	17,345

Date Printed 5/21/2024

Time Printed 1:48 PM



**STARK AREA REGIONAL TRANSIT AUTHORITY**  
**DETAILED INCOME STATEMENT**  
 For the Period Ending 4/30/2024

	<u>April 2024 Actual</u>	<u>April 2024 Budget</u>	<u>April 2023 Prior Yr Actual</u>	<u>Jan 24-Dec 24 Actual</u>	<u>Jan 24-Dec 24 Budget</u>	<u>Jan 23 - Dec 23 Prior Yr Actual</u>	<u>-over/under Budget</u>
M - LABOR INSURANCE REC-3RD PARTY	0	-42	0	0	-167	0	-167
M - OMS INSURANCE REC-3RD PARTY	0	-167	0	0	-667	0	-667
M - PROPERTY INSURANCE	8,815	8,815	6,149	35,261	35,261	24,703	0
M - OMS INSURANCE REC-OTRP	0	-3,333	-22	0	-13,333	-1,600	-13,333
M - LABOR INSURANCE REC-OTRP	0	-1,250	-100	0	-5,000	-250	-5,000
M - TRAINING & TRAVEL EXPENSE	0	833	1,422	221	3,333	3,434	3,112
M - DUES & SUBSCRIPTIONS	0	1,500	0	5,146	6,000	8,308	854
M - EXPENDABLE ASSETS	0	167	0	0	667	4,759	667
<b>TOTAL MAINTENANCE</b>	<b>573,633</b>	<b>731,609</b>	<b>602,189</b>	<b>2,568,228</b>	<b>2,926,438</b>	<b>2,559,464</b>	<b>358,210</b>
<b>FINANCE</b>							
FIN - SAL & WAGES-FIXED	24,923	24,251	18,430	95,983	97,002	93,902	1,019
FIN - SAL & WAGES-PARATRANSIT	12,839	12,493	9,494	49,446	49,971	48,374	525
FIN - MEDICARE TAX	546	615	528	2,467	2,460	2,387	-7
FIN - INCENTIVE	50	400	50	900	1,600	600	700
FIN - PERS	10,249	10,081	8,097	40,542	40,325	38,241	-217
FIN - HEALTH INSURANCE	-2,352	11,052	14,777	48,774	44,207	23,538	-4,567
FIN - LIFE INSURANCE	50	150	50	223	602	223	379
FIN - STD INSURANCE	242	266	233	1,083	1,064	1,037	-20
FIN - VISION	123	248	123	553	991	553	439
FIN - DENTAL	402	622	402	1,808	2,487	1,808	678
FIN - WORKERS' COMP	623	657	588	2,371	2,630	2,120	259
FIN - SICK LEAVE	1,971	2,100	615	5,795	8,401	4,181	2,606
FIN - HOLIDAY,FUNERAL,OTHER	162	1,292	207	3,362	5,170	3,121	1,808
FIN - PTO	2,759	3,970	4,943	14,090	15,879	9,509	1,789
FIN - UNIFORMS	0	58	0	542	233	0	-309
FIN - YMCA & MISC BENEFITS	0	67	0	400	267	229	-134
<b>TOTAL FINANCE WAGES &amp; BENEFITS</b>	<b>52,585</b>	<b>68,322</b>	<b>58,537</b>	<b>268,340</b>	<b>273,288</b>	<b>229,820</b>	<b>4,948</b>
FIN - SOFTWARE SERVICE	0	42	0	0	167	0	167
FIN - PTS OTHER	2,103	6,250	1,790	14,319	25,000	11,885	10,681
FIN - TEMPORARY HELP	0	1,250	0	0	5,000	0	5,000
FIN - OFFICE SUPPLIES	0	208	0	0	833	588	833
FIN - PRINTING	0	6	0	0	25	0	25
FIN - DUES & SUBSCRIPTIONS	1,078	708	949	4,442	2,833	2,954	-1,608
FIN - LEGAL ADS	0	250	1,903	0	1,000	2,108	1,000
FIN - TRAINING & TRAVEL EXPENSE	345	2,500	1,124	797	10,000	4,234	9,203
FIN - EXPENDABLE ASSETS	0	167	0	160	667	0	507
<b>TOTAL FINANCE</b>	<b>56,111</b>	<b>79,703</b>	<b>64,302</b>	<b>288,058</b>	<b>318,813</b>	<b>251,589</b>	<b>30,755</b>
<b>INFORMATION TECHNOLOGY</b>							
IT - SAL & WAGES-FIXED	12,827	14,261	10,522	51,883	57,046	49,892	5,163
IT - SAL & WAGES-PARATRANSIT	6,608	7,347	5,420	26,728	29,387	25,702	2,660
IT - MEDICARE TAX	279	365	271	1,253	1,460	1,212	207
IT - INCENTIVE	150	242	150	375	967	400	592

Date Printed 5/21/2024

Time Printed 1:48 PM



**STARK AREA REGIONAL TRANSIT AUTHORITY**  
**DETAILED INCOME STATEMENT**  
 For the Period Ending 4/30/2024

	<u>April 2024 Actual</u>	<u>April 2024 Budget</u>	<u>April 2023 Prior Yr Actual</u>	<u>Jan 24-Dec 24 Actual</u>	<u>Jan 24-Dec 24 Budget</u>	<u>Jan 23 - Dec 23 Prior Yr Actual</u>	<u>-over/under Budget</u>
IT - PERS	5,216	5,985	4,150	20,519	23,940	19,465	3,421
IT - HEALTH INSURANCE	-1,008	6,315	6,333	20,903	25,261	10,088	4,358
IT - LIFE INSURANCE	22	86	22	97	344	97	247
IT - STD INSURANCE	122	204	119	548	816	527	267
IT - VISION	57	142	57	257	567	257	309
IT - DENTAL	189	355	189	852	1,421	852	569
IT - WORKERS' COMP	267	390	252	1,016	1,561	908	545
IT - SICK LEAVE	246	1,247	-318	2,344	4,988	2,747	2,643
IT - HOLIDAY,FUNERAL,OTHER	246	767	239	1,227	3,069	865	1,842
IT - PTO	1,655	2,562	1,280	3,163	10,248	1,749	7,085
IT - UNIFORMS	0	33	0	259	133	-68	-125
IT - YMCA & MISC BENEFITS	0	50	0	205	200	177	-5
<b>TOTAL INFORMATION TECHNOLOGY WAGES &amp; BENEFI...</b>	<b>26,875</b>	<b>40,352</b>	<b>28,686</b>	<b>131,631</b>	<b>161,408</b>	<b>114,871</b>	<b>29,777</b>
IT - HARDWARE SERVICE CONTRACTS	11,917	14,583	11,451	46,623	58,333	43,301	11,710
IT - SOFTWARE SERVICE CONTRACTS	23,747	22,917	19,710	84,477	91,667	76,829	7,189
IT - PTS-OTHER	59	417	234	384	1,667	-1,984	1,282
IT - EXPENDABLE ASSETS & SOFTWARE	5,871	3,333	2,181	12,513	13,333	16,317	820
IT - DUES & SUBSCRIPTIONS	4,474	458	252	10,586	1,833	1,006	-8,753
IT - LEGAL ADS	0	42	0	0	167	0	167
IT - TRAINING EXPENSE	4,188	2,083	2,684	5,419	8,333	6,458	2,914
<b>TOTAL INFORMATION TECHNOLOGY</b>	<b>77,131</b>	<b>84,185</b>	<b>65,196</b>	<b>291,634</b>	<b>336,741</b>	<b>256,798</b>	<b>45,107</b>
<b>BOARD</b>							
<b>CUSTOMER RELATIONS</b>							
CR - SAL & WAGES-FIXED	45,752	44,914	37,299	183,799	179,655	160,988	-4,144
CR - SAL & WAGES-PARATRANSIT	23,569	23,137	19,215	94,692	92,549	82,933	-2,143
CR - MEDICARE TAX	1,022	1,150	996	4,869	4,600	4,105	-269
CR - INCENTIVE	0	1,129	0	1,575	4,517	1,275	2,942
CR - PERS	19,030	18,764	15,410	78,444	75,056	66,094	-3,388
CR - HEALTH INSURANCE	-6,049	28,419	37,882	129,498	113,676	58,939	-15,822
CR - LIFE INSURANCE	124	387	118	578	1,548	495	970
CR - STD INSURANCE	451	438	408	2,086	1,754	1,691	-332
CR - VISION	259	637	271	1,213	2,549	1,174	1,337
CR - DENTAL	816	1,599	873	3,831	6,394	3,802	2,564
CR - WORKERS' COMP	1,602	1,224	1,512	6,259	4,895	4,973	-1,364
CR - SICK LEAVE	3,084	3,909	2,928	14,978	15,637	8,888	659
CR - HOLIDAY	828	2,406	-120	4,944	9,623	2,809	4,679
CR - PTO	6,060	7,727	4,885	31,648	30,906	19,774	-742
CR - UNIFORMS	-77	283	34	3,252	1,133	-50	-2,119
CR - YMCA & MISC BENEFITS	0	67	0	342	267	328	-75
<b>TOTAL CUSTOMER RELATIONS WAGES &amp; BENEFITS</b>	<b>96,472</b>	<b>136,190</b>	<b>121,710</b>	<b>562,006</b>	<b>544,759</b>	<b>418,216</b>	<b>-17,247</b>
CR - PTS OTHER	24,904	24,167	6,564	63,978	96,667	54,742	32,688
CR - TRAVEL TRAINER	0	417	0	0	1,667	0	1,667
CR - OFFICE SUPPLIES	0	0	0	0	0	138	0

Date Printed 5/21/2024

Time Printed 1:48 PM



**STARK AREA REGIONAL TRANSIT AUTHORITY**  
**DETAILED INCOME STATEMENT**  
 For the Period Ending 4/30/2024

	<u>April 2024 Actual</u>	<u>April 2024 Budget</u>	<u>April 2023 Prior Yr Actual</u>	<u>Jan 24-Dec 24 Actual</u>	<u>Jan 24-Dec 24 Budget</u>	<u>Jan 23 - Dec 23 Prior Yr Actual</u>	<u>-over/under Budget</u>
CR - PRINTING	4,620	5,833	18	4,921	23,333	15,500	18,412
CR - DUES & SUBSCRIPTIONS	2,760	2,500	1,086	8,828	10,000	6,108	1,172
CR - TRAINING & TRAVEL EXPENSE	4,446	2,917	5,227	10,965	11,667	10,337	702
CR - ADVERTISING	23,453	30,833	16,351	134,873	123,333	135,818	-11,540
CR - EVENTS	193	2,083	4,660	334	8,333	19,257	7,999
CR - PROMOTIONAL MATERIALS	5,970	5,417	0	15,458	21,667	1,142	6,209
CR - LEGAL ADS	0	333	1,415	0	1,333	1,415	1,333
CR - EXPENDABLE ASSETS	1,572	417	11,190	2,020	1,667	14,918	-353
<b>TOTAL CUSTOMER RELATIONS</b>	<b>164,391</b>	<b>211,106</b>	<b>168,221</b>	<b>803,383</b>	<b>844,426</b>	<b>677,591</b>	<b>41,043</b>
<b>HUMAN RESOURCE</b>							
HR - SAL & WAGES-FIXED	21,551	20,349	16,650	77,213	81,395	80,590	4,181
HR - SAL & WAGES-PARATRANSIT	11,102	10,483	8,577	39,777	41,931	41,516	2,154
HR - MEDICARE TAX	463	522	447	1,996	2,087	2,078	91
HR - PERS	8,697	8,554	6,859	32,890	34,215	32,964	1,325
HR - INCENTIVE	50	342	50	700	1,367	975	667
HR - HEALTH INSURANCE	-2,036	9,473	12,666	41,807	37,892	21,546	-3,914
HR - LIFE INSURANCE	43	129	42	194	516	191	322
HR - STD INSURANCE	205	255	198	919	1,021	878	102
HR - VISION	114	212	104	509	850	467	341
HR - DENTAL	379	533	339	1,684	2,131	1,524	447
HR - WORKERS' COMP	534	558	504	2,032	2,231	1,978	199
HR - SICK LEAVE	766	1,782	122	6,186	7,128	2,468	942
HR - HOLIDAY,FUNERAL,OTHER	219	1,097	0	2,748	4,387	1,964	1,639
HR - PTO	2,549	3,713	3,180	9,984	14,851	10,611	4,867
HR - UNIFORMS	-85	50	0	497	200	0	-297
HR - TUITION REIMBURSEMENT	0	1,250	0	0	5,000	5,250	5,000
HR - YMCA & MISC BENEFITS	0	25	0	0	100	78	100
<b>TOTAL HUMAN RESOURCES WAGES &amp; BENEFITS</b>	<b>44,551</b>	<b>59,325</b>	<b>49,736</b>	<b>219,136</b>	<b>237,301</b>	<b>205,077</b>	<b>18,165</b>
HR - PTS-OTHER	9,898	6,592	3,824	35,392	26,367	14,399	-9,025
HR - PRINTING	0	42	0	17	167	0	150
HR - OFFICE SUPPLIES	0	42	0	50	167	32	117
HR - DUES & SUBSCRIPTIONS	0	208	0	229	833	229	604
HR - LEGAL ADS	0	42	0	0	167	0	167
HR - EMPLOYEE RELATIONS	2,965	1,667	2,138	15,997	6,667	3,812	-9,330
HR - WELLNESS PROGRAM	-50	2,500	525	350	10,000	2,975	9,650
HR - TRAINING & TRAVEL EXPENSE	2,703	2,500	782	9,216	10,000	8,218	784
HR - AGENCY TRAINING	223	1,667	0	5,403	6,667	0	1,264
HR - EXPENDABLE ASSETS	2,172	167	0	2,172	667	387	-1,505
<b>TOTAL HUMAN RESOURCE</b>	<b>62,463</b>	<b>74,750</b>	<b>57,005</b>	<b>287,962</b>	<b>299,001</b>	<b>235,129</b>	<b>11,039</b>
<b>GENERAL</b>							
GEN - LEGAL ADS	0	42	0	0	167	0	167
GEN - PTS-OTHER	62,959	16,035	2,168	149,045	64,139	16,672	-84,906
GEN - SECURITY SERVICES	40,997	21,969	24,698	116,485	87,875	77,558	-28,610

Date Printed 5/21/2024

Time Printed 1:48 PM



**STARK AREA REGIONAL TRANSIT AUTHORITY**  
**DETAILED INCOME STATEMENT**  
 For the Period Ending 4/30/2024

	<u>April 2024 Actual</u>	<u>April 2024 Budget</u>	<u>April 2023 Prior Yr Actual</u>	<u>Jan 24-Dec 24 Actual</u>	<u>Jan 24-Dec 24 Budget</u>	<u>Jan 23 - Dec 23 Prior Yr Actual</u>	<u>-over/under Budget</u>
GEN - OFFICE EXPENSES	3,968	4,802	5,700	14,239	19,208	17,587	4,970
GEN - OFFICE EXPENSE-IT	1,130	250	0	2,054	1,000	591	-1,054
GEN - EXPENDABLE ASSETS	1,854	250	0	1,854	1,000	1,598	-854
GEN - UTILITIES-ELECTRIC	21,065	22,030	10,700	85,435	88,120	84,416	2,685
GEN - UTILITIES-ELECTRIC - CNG	13,574	12,500	15,510	59,075	50,000	40,862	-9,075
GEN - UTILITIES-OTHER	3,093	3,333	1,212	10,910	13,333	10,831	2,423
GEN - UTILITIES-TELEPHONE	10,697	7,675	5,764	29,821	30,699	28,811	878
GEN - UTILITIES-TELEPHONE - CNG	405	250	229	1,304	1,000	917	-304
GEN - UTILITIES-NATURAL GAS	9,706	18,035	21,705	47,821	72,138	87,251	24,317
PREM FOR PUBLIC LIAB & PROPERTY DAMAGE	41,567	34,205	40,372	166,267	136,821	161,596	-29,445
PREM FOR EXCESS INSURANCE	13,745	13,307	6,661	54,978	53,228	26,752	-1,751
GEN - PAYOUTS-DEDUCTIBLES	0	1,750	0	0	7,000	0	7,000
GEN - PROPERTY TAXES	0	333	0	1,476	1,333	4,326	-143
GEN - DUES & SUBSCRIPTIONS	18,310	8,398	5,751	42,956	33,593	35,091	-9,363
GEN - BAD DEBT EXPENSE	0	250	0	0	1,000	0	1,000
GEN - MISC ACCOUNT CORRECTIONS	0	0	0	0	0	24,080	0
GEN - SAFETY	4,865	920	995	6,399	3,681	11,959	-2,718
GEN - FEES	2,496	2,083	1,983	11,141	8,333	7,973	-2,808
GEN - FEES CREDIT CARD	1,279	3,333	2,215	10,173	13,333	9,917	3,161
GEN - ADVERTISING COMMISSION	0	0	1,622	0	0	-2,238	0
GEN - ADVERTISING	0	667	0	0	2,667	-13,392	2,667
GEN - SALES TAX COLLECTION EXPENSE	13,662	16,667	14,107	63,469	66,667	63,048	3,198
GEN - POSTAGE	462	417	226	1,671	1,667	1,553	-4
GEN - MISCELLANEOUS	72	208	0	285	833	0	548
GEN - CTE RFHCC	0	6,667	0	0	26,667	0	26,667
SUBGRANTEE - 5310 ENHANCED MOBILITY	7,108	47,648	0	118,970	190,592	254,696	71,622
SUBGRANTEE - WAYNE COUNTY	0	0	11,236	16,475	0	12,028	-16,475
SUBGRANTEE - RESEARCH	42,684	73,185	21,227	253,341	219,919	101,260	-33,422
GEN - LEASE & RENT	10,504	0	3,491	14,005	0	13,144	-14,005
GEN - PURCHASED TRANSPORTATION WC	36,140	0	0	36,140	0	0	-36,140
<b>TOTAL GENERAL EXPENSES</b>	<b>362,339</b>	<b>317,209</b>	<b>197,571</b>	<b>1,315,789</b>	<b>1,196,015</b>	<b>1,078,888</b>	<b>-119,774</b>
<b>TOTAL EXPENSES</b>	<b>2,295,154</b>	<b>2,843,220</b>	<b>2,468,630</b>	<b>11,009,297</b>	<b>11,300,060</b>	<b>9,817,500</b>	<b>290,763</b>
<b>OPERATING INCOME (LOSS) EXCLUDING PREVENTIVE MAINTENANCE GRANTS</b>	<b>-867,558</b>	<b>-1,184,832</b>	<b>-1,554,085</b>	<b>-4,285,804</b>	<b>-3,960,553</b>	<b>-3,565,955</b>	<b>325,251</b>
<b>RESTRICTED REVENUE FROM CAPITAL GRANTS</b>							
<b>TOTAL LOCAL CASH GRANTS</b>							
SCG - OPERATING	286,694	166,667	303,416	609,806	666,667	556,241	56,860
STATE CAPITAL GRANTS	76,610	68,925	0	391,673	275,700	126,960	-115,973
<b>TOTAL STATE GRANTS</b>	<b>363,304</b>	<b>235,592</b>	<b>303,416</b>	<b>1,001,479</b>	<b>942,367</b>	<b>683,201</b>	<b>-59,112</b>
FG - 5310 ENHANCED MOBILITY	7,108	54,315	654	140,243	217,259	269,660	77,016
FG - PLANNING	3,685	4,439	6,008	3,685	17,757	87,811	14,072
FCG - PREVENTIVE MAINTENANCE	436,592	453,645	0	1,727,297	1,814,580	0	87,283
FEDERAL GRANTS	148,871	450,568	613,329	875,289	1,802,271	2,460,035	926,982
FEDERAL GRANTS-OTHER	34,717	73,185	12,711	217,955	292,739	64,138	74,784

Date Printed 5/21/2024

Time Printed 1:48 PM



**STARK AREA REGIONAL TRANSIT AUTHORITY**  
**DETAILED INCOME STATEMENT**  
 For the Period Ending 4/30/2024

	<u>April 2024 Actual</u>	<u>April 2024 Budget</u>	<u>April 2023 Prior Yr Actual</u>	<u>Jan 24-Dec 24 Actual</u>	<u>Jan 24-Dec 24 Budget</u>	<u>Jan 23 - Dec 23 Prior Yr Actual</u>	<u>-over/under Budget</u>
FEDERAL CAPITAL GRANTS	6,351,360	931,528	225,438	8,947,784	3,726,112	1,140,786	-5,221,672
<b>TOTAL FEDERAL GRANTS</b>	<b>6,982,333</b>	<b>1,967,680</b>	<b>858,140</b>	<b>11,912,253</b>	<b>7,870,718</b>	<b>4,022,430</b>	<b>-4,041,535</b>
<b>TOTAL GRANTS</b>	<b>7,345,637</b>	<b>2,203,271</b>	<b>1,161,556</b>	<b>12,913,732</b>	<b>8,813,085</b>	<b>4,705,631</b>	<b>-4,100,647</b>
<b>DEPRECIATION &amp; AMORTIZATION</b>							
DEPRECIATION EXP-GRANTS	412,146	458,333	417,723	1,627,635	1,833,333	1,672,787	205,698
DEPRECIATION EXP-LOCAL MATCH	61,778	83,333	62,472	244,384	333,333	250,172	88,949
GENERAL AMORTIZATION	4,727	20,833	2,280	18,908	83,333	9,121	64,425
<b>TOTAL DEPRECIATION &amp; AMORTIZATION</b>	<b>478,651</b>	<b>562,500</b>	<b>482,475</b>	<b>1,890,927</b>	<b>2,250,000</b>	<b>1,932,080</b>	<b>359,072</b>
GAIN/LOSS ON DISPOSAL	7,783	5,000	0	5,185	15,371	49,788	10,186
GEN - SETTLEMENTS/LOSSES	-8,095	0	-19,463	-27,827	0	-57,990	27,827
<b>TOTAL GAIN/LOSS ON DISPOSAL OF ASSETS</b>	<b>-313</b>	<b>5,000</b>	<b>-19,463</b>	<b>-22,642</b>	<b>15,371</b>	<b>-8,202</b>	<b>38,013</b>
<b>NET INCOME AFTER DEPRECIATION,AMORTIZATION...</b>	<b>5,999,741</b>	<b>450,939</b>	<b>-855,541</b>	<b>6,759,643</b>	<b>2,587,161</b>	<b>-784,202</b>	<b>-4,172,482</b>



**Stark Area Regional Transit Authority**  
**Summary Income Statement**  
**For the Four Months Ending Tuesday, April 30, 2024**

*Carrie Domer* 5.22.24

	2024	2023
TOTAL FARES	566,759	514,523
TOTAL PROGRAM INCOME	22,799	12,238
TOTAL AUX TRANS REVENUE	0	16
TOTAL INTEREST & DISCOUNT REVENUE	55,748	38,752
TOTAL NON-TRANSPORTATION REVENUE	79,190	33,014
<u>TOTAL SALES TAX REVENUE</u>	<u>5,998,996</u>	<u>5,653,002</u>
<b>TOTAL REVENUES</b>	<b>6,723,493</b>	<b>6,251,545</b>
TOTAL WAGES	4,612,677	4,431,311
TOTAL HEALTH	1,596,214	689,409
TOTAL PERS & BENEFITS	1,383,465	1,342,005
PROFESSIONAL SERVICES - LEGAL	122,311	147,303
PROFESSIONAL SERVICES - OTHER	313,399	161,064
MATERIALS	839,015	931,312
SUPPLIES	261,413	285,862
FUEL	499,925	554,663
UTILITIES	234,366	253,088
CASUALTY & LIABILITY INSURANCE	256,506	213,051
FUEL TAX	10,033	11,767
DUES & SUBSCRIPTIONS	72,187	53,696
ADVERTISING	150,665	140,587
TRAINING	55,161	49,238
LEGAL ADS	0	3,523
EXPENDABLE ASSETS	22,322	38,533
TUITION REIMBURSEMENT	0	5,250
WELLNESS	350	2,975
SECURITY/SAFETY	122,884	89,517
LEASES & RENTS	14,005	13,144
EMPLOYEE RELATIONS	15,997	3,812
BOARD	0	0
GENERAL EXPENSES	37,616	28,406
<u>SUBGRANTEE</u>	<u>388,786</u>	<u>367,985</u>
<b>TOTAL EXPENSES</b>	<b>11,009,297</b>	<b>9,817,500</b>
OPERATING INCOME (LOSS) EXCLUDING	-4,285,804	-3,565,955
TOTAL STATE GRANTS	1,001,479	683,201
<u>TOTAL FEDERAL GRANTS</u>	<u>11,912,253</u>	<u>4,022,430</u>
<b>TOTAL GRANTS</b>	<b>12,913,732</b>	<b>4,705,631</b>
TOTAL DEPRECIATION & AMORTIZATION	1,890,927	1,932,080
TOTAL GAIN/LOSS ON DISPOSAL OF ASSETS	-22,642	-8,202
<b>NET INCOME AFTER DEPRECIATION,AMORTIZATION &amp; DISPOSALS</b>	<b>6,759,643</b>	<b>-784,202</b>



## APRIL CHECKS-BY VENDOR

Document Date	Document Number	Vendor Name	Vendor ID	Document Amount
4/9/2024	095798	AEP OHIO	AEPO001	\$ 1,902.99
4/17/2024	095818	AEP OHIO	AEPO001	\$ 31,030.72
4/30/2024	095851	AEP OHIO	AEPO001	\$ 32,214.72
4/30/2024	095834	AEP OHIO	AEPO001	\$ 2,722.10
4/9/2024	095812	ALLIANCE AREA DOMESTIC VIOLENCE SHELTER	ALLI016	\$ 500.00
4/9/2024	095799	ALLIANCE WATER UTILITY	ALLI004	\$ 211.38
4/17/2024	095819	AMAZON	AMAZ001	\$ 700.42
4/30/2024	095835	AMAZON	AMAZ001	\$ 4,717.26
4/17/2024	095820	AQUA OHIO INC	AQUA001	\$ 25.64
4/30/2024	095836	AT&T 5011	ATT5011	\$ 4,256.14
4/30/2024	095837	AULTWORKS OCCU HEALTH SVC	AULT002	\$ 414.00
4/9/2024	095813	BIG TIME SPORTS	BIGT002	\$ 450.00
4/9/2024	095800	BROWN ENTERPRISE SOLUTIONS	BROW005	\$ 785.86
4/9/2024	095801	CANTON CITY UTILITIES	CANT011	\$ 1,382.03
4/17/2024	095821	CANTON MUNICIPAL COURT	CANT020	\$ 76.67
4/9/2024	095802	CFIS GROUP	CFIS001	\$ 1,120.53
4/17/2024	095822	CFIS GROUP	CFIS001	\$ 947.70
4/30/2024	095838	CFIS GROUP	CFIS001	\$ 822.10
4/9/2024	095803	CLEAN FUELS OHIO	CLEA002	\$ 2,000.00
4/9/2024	095804	COLEMAN PROFESSIONAL SERVICES	COLE001	\$ 2,000.00
4/30/2024	095839	COLUMBIA GAS OF OHIO	COLU001	\$ 94.25
4/17/2024	095823	DOMINION EAST OHIO	DOMI001	\$ 12,874.48
4/9/2024	095805	FED EX	FEDE001	\$ 210.49
4/9/2024	095806	FIFTH THIRD BANK	FIFT003	\$ 42,579.03
4/30/2024	095840	FLOWPATH LLC	FLOW005	\$ 26,250.00
4/17/2024	095825	IBI GROUP	IBIG001	\$ 4,500.00
4/17/2024	095826	IHEART MEDIA	IHEA001	\$ 4,450.00



4/30/2024 095841	INTERSTATE GAS SUPPLY INC	IGS001	\$	14,336.95
4/17/2024 095824	Jeremy Halter	HALT002	\$	71.93
4/17/2024 095827	JORDAN POWERS	JORD001	\$	2,606.51
4/30/2024 095842	LEGAL SHIELD	LEGA003	\$	628.30
4/9/2024 095807	LIBERTY FORD	LIBE003	\$	11,889.23
4/17/2024 095828	LIBERTY FORD	LIBE003	\$	1,058.20
4/30/2024 095843	LIBERTY FORD	LIBE003	\$	833.37
4/17/2024 095829	MASSILLON MUNICIPAL COURT	MASS006	\$	438.72
4/30/2024 095844	MASSILLON MUNICIPAL COURT	MASS006	\$	438.72
4/17/2024 095830	MR. MIKES CATERING LLC	MRMI001	\$	48.00
4/10/2024 095816	NEW FLYER OF AMERICA INC	NEWF002	\$	330,524.01
4/10/2024 095814	NEW FLYER OF AMERICA INC	NEWF002	\$	330,524.01
4/9/2024 095808	OHIO EDISON	OHIO011	\$	428.49
4/30/2024 095845	OHIO EDISON	OHIO011	\$	1,907.98
4/9/2024 095809	PROGRESSIVE CHEVROLET	PROG002	\$	510.33
4/17/2024 095831	PROGRESSIVE CHEVROLET	PROG002	\$	559.73
4/30/2024 095846	PROGRESSIVE CHEVROLET	PROG002	\$	909.78
4/9/2024 095810	PROGRESSIVE CHRYSLER JEEP DODGE INC	PROG003	\$	190.57
4/30/2024 095850	SHE ELEVATES INC	SHEE002	\$	1,000.00
4/30/2024 095847	STANDARD INS CO	STAN005	\$	1,589.08
4/10/2024 095817	STANLEY MILLER CONSTRUCT	STAN002	\$	258,486.78
4/10/2024 095815	STANLEY MILLER CONSTRUCT	STAN002	\$	258,486.78
4/30/2024 095848	STARK COUNTY FAIRGROUNDS	STAR007	\$	360.00
4/24/2024 095833	TESCO	TESC001	\$	5,035,550.00
4/5/2024 095797	VENDRICK CONSTRUCTION INC	VEND002	\$	278,854.20
4/24/2024 095832	VENDRICK CONSTRUCTION INC	VEND002	\$	153,115.43
4/30/2024 095849	VERIZON WIRELESS	VERI001	\$	2,598.17
4/9/2024 095811	WHISLER PLUMBING & HEATING INC	WHIS001	\$	19,695.00

**\*END OF REPORT\***



## APRIL CHECKS-DATE ORDER

Document Date	Document Number	Vendor Name	Vendor ID	Document Amount
4/5/2024	095797	VENDRICK CONSTRUCTION INC	VEND002	\$ 278,854.20
4/9/2024	095798	AEP OHIO	AEPO001	\$ 1,902.99
4/9/2024	095799	ALLIANCE WATER UTILITY	ALLI004	\$ 211.38
4/9/2024	095812	ALLIANCE AREA DOMESTIC VIOLENCE SHELTER	ALLI016	\$ 500.00
4/9/2024	095813	BIG TIME SPORTS	BIGT002	\$ 450.00
4/9/2024	095800	BROWN ENTERPRISE SOLUTIONS	BROW005	\$ 785.86
4/9/2024	095801	CANTON CITY UTILITIES	CANT011	\$ 1,382.03
4/9/2024	095802	CFIS GROUP	CFIS001	\$ 1,120.53
4/9/2024	095803	CLEAN FUELS OHIO	CLEA002	\$ 2,000.00
4/9/2024	095804	COLEMAN PROFESSIONAL SERVICES	COLE001	\$ 2,000.00
4/9/2024	095805	FED EX	FEDE001	\$ 210.49
4/9/2024	095806	FIFTH THIRD BANK	FIFT003	\$ 42,579.03
4/9/2024	095807	LIBERTY FORD	LIBE003	\$ 11,889.23
4/9/2024	095808	OHIO EDISON	OHIO011	\$ 428.49
4/9/2024	095809	PROGRESSIVE CHEVROLET	PROG002	\$ 510.33
4/9/2024	095810	PROGRESSIVE CHRYSLER JEEP DODGE INC	PROG003	\$ 190.57
4/9/2024	095811	WHISLER PLUMBING & HEATING INC	WHIS001	\$ 19,695.00
4/10/2024	095816	NEW FLYER OF AMERICA INC	NEWF002	\$ 330,524.01
4/10/2024	095814	NEW FLYER OF AMERICA INC	NEWF002	\$ 330,524.01
4/10/2024	095817	STANLEY MILLER CONSTRUCT	STAN002	\$ 258,486.78
4/10/2024	095815	STANLEY MILLER CONSTRUCT	STAN002	\$ 258,486.78
4/17/2024	095818	AEP OHIO	AEPO001	\$ 31,030.72
4/17/2024	095819	AMAZON	AMAZ001	\$ 700.42
4/17/2024	095820	AQUA OHIO INC	AQUA001	\$ 25.64
4/17/2024	095821	CANTON MUNICIPAL COURT	CANT020	\$ 76.67
4/17/2024	095822	CFIS GROUP	CFIS001	\$ 947.70
4/17/2024	095823	DOMINION EAST OHIO	DOMI001	\$ 12,874.48

4/17/2024 095824	Jeremy Halter	HALT002	\$	71.93
4/17/2024 095825	IBI GROUP	IBIG001	\$	4,500.00
4/17/2024 095826	IHEART MEDIA	IHEA001	\$	4,450.00
4/17/2024 095827	JORDAN POWERS	JORD001	\$	2,606.51
4/17/2024 095828	LIBERTY FORD	LIBE003	\$	1,058.20
4/17/2024 095829	MASSILLON MUNICIPAL COURT	MASS006	\$	438.72
4/17/2024 095830	MR. MIKES CATERING LLC	MRMI001	\$	48.00
4/17/2024 095831	PROGRESSIVE CHEVROLET	PROG002	\$	559.73
4/24/2024 095833	TESCO	TESC001	\$	5,035,550.00
4/24/2024 095832	VENDRICK CONSTRUCTION INC	VEND002	\$	153,115.43
4/30/2024 095851	AEP OHIO	AEPO001	\$	32,214.72
4/30/2024 095834	AEP OHIO	AEPO001	\$	2,722.10
4/30/2024 095835	AMAZON	AMAZ001	\$	4,717.26
4/30/2024 095836	AT&T 5011	ATT5011	\$	4,256.14
4/30/2024 095837	AULTWORKS OCCU HEALTH SVC	AULT002	\$	414.00
4/30/2024 095838	CFIS GROUP	CFIS001	\$	822.10
4/30/2024 095839	COLUMBIA GAS OF OHIO	COLU001	\$	94.25
4/30/2024 095840	FLOWPATH LLC	FLOW005	\$	26,250.00
4/30/2024 095841	INTERSTATE GAS SUPPLY INC	IGS001	\$	14,336.95
4/30/2024 095842	LEGAL SHIELD	LEGA003	\$	628.30
4/30/2024 095843	LIBERTY FORD	LIBE003	\$	833.37
4/30/2024 095844	MASSILLON MUNICIPAL COURT	MASS006	\$	438.72
4/30/2024 095845	OHIO EDISON	OHIO011	\$	1,907.98
4/30/2024 095846	PROGRESSIVE CHEVROLET	PROG002	\$	909.78
4/30/2024 095850	SHE ELEVATES INC	SHEE002	\$	1,000.00
4/30/2024 095847	STANDARD INS CO	STAN005	\$	1,589.08
4/30/2024 095848	STARK COUNTY FAIRGROUNDS	STAR007	\$	360.00
4/30/2024 095849	VERIZON WIRELESS	VERI001	\$	2,598.17

**\*END OF REPORT\***



**APRIL ELECTRONIC PAYMENTS**

Document Date	Document Number	Vendor Name	Vendor ID	Document Amount
4/1/2024	000117040	AFLAC	AFLA001	\$ 8,633.37
4/1/2024	000117290	CANAL FULTON TAX	CANA004	\$ 139.97
4/1/2024	000117287	CANTON CITY INCOME TAX	CANT008	\$ 13,103.72
4/1/2024	000117289	DALTON TAX	DALT001	\$ 54.78
4/1/2024	000117285	INTERNAL REVENUE SERVICE	IRSA002	\$ 59,474.14
4/1/2024	000117286	OHIO DEPT OF TAXATION	OHIO010	\$ 12,435.47
4/1/2024	000117288	SEBRING TAX	SEBR001	\$ 116.92
4/8/2024	000117041	AMERICAN HERITAGE LIFE INS CO	AMER022	\$ 802.40
4/10/2024	000117296	CONSUMER DRIVEN ADMINISTRATORS LLC	CDA001	\$ 450.00
4/10/2024	000117298	HEALTH TP OF OHIO	HEAL004	\$ 400,000.00
4/10/2024	000117145	HUNTINGTON BANK - EA1W18	HUNT004	\$ 349.00
4/12/2024	000117368	CANTON CITY INCOME TAX	CANT008	\$ 12,929.01
4/12/2024	000117143	COLONIAL SUPPLEMENTAL INSURANCE	COLO001	\$ 1,613.11
4/12/2024	000117369	INTERNAL REVENUE SERVICE	IRSA002	\$ 58,517.35
4/12/2024	000117142	OHIO CSPC	OHIO007	\$ 4,211.31
4/12/2024	000117144	OHIO PUBLIC EMPLOYEES	OHIO017	\$ 30.00
4/24/2024	000117293	OHIO CSPC	OHIO007	\$ 4,054.55
4/24/2024	000117291	OHIO PUBLIC EMPLOYEES	OHIO017	\$ 12,590.48
4/26/2024	000117292	AMERICAN HERITAGE LIFE INS CO	AMER022	\$ 802.40
4/26/2024	000117446	CANTON CITY INCOME TAX	CANT008	\$ 13,147.57
4/26/2024	000117297	COLONIAL SUPPLEMENTAL INSURANCE	COLO001	\$ 1,613.11
4/26/2024	000117447	INTERNAL REVENUE SERVICE	IRSA002	\$ 60,421.31
4/26/2024	000117294	OHIO PUBLIC EMPLOYEES	OHIO017	\$ 12,505.48
4/26/2024	000117295	OHIO PUBLIC EMPLOYEES	OHIO017	\$ 30.00
4/26/2024	000117449	SCHOOL DISTRICT TAX WITHHOLDINGS	SDTX001	\$ 194.60
4/29/2024	000117370	OHIO DEPT OF TAXATION	OHIO010	\$ 12,255.04
4/29/2024	000117366	OPERS	PERS001	\$ 3,620.34
4/29/2024	000117367	OPERS	PERS001	\$ 251,292.32
4/30/2024	000117448	OHIO DEPT OF TAXATION	OHIO010	\$ 12,547.62

**\*END OF REPORT\***



## APRIL EFT PAYMENTS

Document Date	Document Number	Vendor Name	Vendor ID	Document Type	Document Amount
4/5/2024	EFT000000008356	GILLIG LLC	GILL001	Payment	\$ 1,221,344.00
4/5/2024	EFT000000008355	STANDARD PLUMBING AND HEAT	STAN001	Payment	\$ 171,203.41
4/5/2024	EFT000000008354	STANLEY MILLER CONSTRUCT	STAN002	Payment	\$ 125,667.96
4/9/2024	EFT000000008357	AIR PRODUCTS AND CHEMICALS INC	AIRP002	Payment	\$ 28,214.74
4/9/2024	EFT000000008358	AMERICAN FOOD & VENDING	AMER029	Payment	\$ 306.45
4/9/2024	EFT000000008359	AUTOMOTIVE DISTRIBUTORS WAREHOUSE	AUTO009	Payment	\$ 586.56
4/9/2024	EFT000000008409	BOBBIE BARNET - <b>TRAPEZE CONFERENCE</b>	BARN001	Payment	\$ 280.24
4/9/2024	EFT000000008360	LAUREN BARNES - <b>SAFETY EXPO</b>	BARN003	Payment	\$ 125.99
4/9/2024	EFT000000008361	RICHARD L. BOWEN & ASSOCIATES	BOWE002	Payment	\$ 15,613.50
4/9/2024	EFT000000008362	BRINKS INC.	BRIN001	Payment	\$ 1,898.79
4/9/2024	EFT000000008363	CALSTART	CALS001	Payment	\$ 12,950.00
4/9/2024	EFT000000008364	CANTON PEST CONTROL	CANT023	Payment	\$ 92.00
4/9/2024	EFT000000008365	CANTON POLICE PATROLMENS	CANT026	Payment	\$ 5,777.48
4/9/2024	EFT000000008366	CANTON TOWING	CANT059	Payment	\$ 1,700.00
4/9/2024	EFT000000008367	CHAPANARS AAA KEY & LOCK	CHAP003	Payment	\$ 685.00
4/9/2024	EFT000000008406	CHW ADVISORS	CHWA001	Payment	\$ 5,000.00
4/9/2024	EFT000000008368	CINTAS	CINT001	Payment	\$ 6,016.11
4/9/2024	EFT000000008369	CLEAN ENERGY	CLEA005	Payment	\$ 21,515.00
4/9/2024	EFT000000008370	CUMMINS SALES AND SERVICE	CUMM002	Payment	\$ 874.24
4/9/2024	EFT000000008371	HEARTLAND EXPERT AUTOMOTIVE NAPA	DONS001	Payment	\$ 426.78
4/9/2024	EFT000000008372	D & W DIESEL INC	DWDI001	Payment	\$ 410.22
4/9/2024	EFT000000008373	EMPLOYER HCS	EHCS001	Payment	\$ 10,136.03
4/9/2024	EFT000000008374	ELDORADO NATIONAL - CALIFORNIA	ELDO001	Payment	\$ 259.79
4/9/2024	EFT000000008375	MARK FINNICUM - <b>PER DIEM</b>	FINN001	Payment	\$ 96.00
4/9/2024	EFT000000008376	GENFARE LLC	GFI 001	Payment	\$ 77,461.38
4/9/2024	EFT000000008377	GILLIG LLC	GILL001	Payment	\$ 7,722.03
4/9/2024	EFT000000008378	MARK D HENNING	HENN002	Payment	\$ 2,600.00
4/9/2024	EFT000000008379	INDEPENDENT ELEVATOR CO.	INDE005	Payment	\$ 212.00
4/9/2024	EFT000000008380	JEFF JAMISON - <b>TOOL ALLOWANCE</b>	JAMI001	Payment	\$ 500.00
4/9/2024	EFT000000008381	J. P. BOYLAN CO. & SONS	JPBO001	Payment	\$ 180.00
4/9/2024	EFT000000008382	BRIAN KERNS - <b>SAFETY EXPO</b>	KERN001	Payment	\$ 66.99
4/9/2024	EFT000000008383	LUCAS LIVE MEDIA	LUCA002	Payment	\$ 9,500.00
4/9/2024	EFT000000008384	MAGIC GARAGE DOOR INC	MAGI001	Payment	\$ 1,000.00
4/9/2024	EFT000000008385	MASSILLON CHAMBER OF COMM	MASS002	Payment	\$ 195.00
4/9/2024	EFT000000008407	DELANO MEANS - <b>TRAPEZE CONFERENCE</b>	MEAN002	Payment	\$ 130.58

4/9/2024	EFT000000008386	MEDICAID BILLING SOLUTIONS INC	MEDI004	Payment	\$	400.00
4/9/2024	EFT000000008387	METRO CLEVELAND SECURITY INC	METRO06	Payment	\$	7,961.80
4/9/2024	EFT000000008410	JOHN MICHAELS - PER DIEM	MICH004	Payment	\$	345.00
4/9/2024	EFT000000008388	MOHAWK MFG. & SUPPLY CO.	MOHA001	Payment	\$	3,541.75
4/9/2024	EFT000000008389	MSC INDUSTRIAL SUPPLY CO	MSCI001	Payment	\$	127.32
4/9/2024	EFT000000008390	MUNCIE RECLAMATION & SPLY	MUNC001	Payment	\$	3,957.99
4/9/2024	EFT000000008391	NATIONAL ELECTRO COATINGS INC	NATIO18	Payment	\$	7,288.17
4/9/2024	EFT000000008392	OHIO AFSCME CAREPLAN	OHIO002	Payment	\$	13,277.75
4/9/2024	EFT000000008393	AIRGAS USA LLC	OHIO003	Payment	\$	892.99
4/9/2024	EFT000000008394	OMNIPRO	OMNI003	Payment	\$	65,681.00
4/9/2024	EFT000000008395	REDMONDS PARTS & SUPPLY INC.	REDM001	Payment	\$	3,729.60
4/9/2024	EFT000000008396	ROBERTSON HEATING SUPPLY	ROBE005	Payment	\$	136.00
4/9/2024	EFT000000008397	SAFETY-KLEEN	SAFE001	Payment	\$	710.51
4/9/2024	EFT000000008398	SILCO	SILC001	Payment	\$	697.00
4/9/2024	EFT000000008399	STANDARD PLUMBING AND HEAT	STAN001	Payment	\$	312.68
4/9/2024	EFT000000008400	STARK COUNTY REG PLANNING	STAR011	Payment	\$	5,900.00
4/9/2024	EFT000000008408	TTX INC TELETRONICS SERVICES	TELE001	Payment	\$	4,575.00
4/9/2024	EFT000000008401	TESCO	TESC001	Payment	\$	2,090.30
4/9/2024	EFT000000008402	SARA UMSTEAD - TRAPEZE CONFERENCE	UMST001	Payment	\$	146.28
4/9/2024	EFT000000008403	UPS FREIGHT	UPSF001	Payment	\$	191.86
4/9/2024	EFT000000008404	W.W. GRAINGER INC.	WWGR001	Payment	\$	13.73
4/9/2024	EFT000000008405	KEITH ZACHARY - TRAPEZE CONFERENCE	ZACH003	Payment	\$	293.57
4/17/2024	EFT000000008411	AFSCME	AFSC001	Payment	\$	4,094.18
4/17/2024	EFT000000008412	AIR PRODUCTS AND CHEMICALS INC	AIRP002	Payment	\$	13,963.31
4/17/2024	EFT000000008413	AUTOMOTIVE DISTRIBUTORS WAREHOUSE	AUTO009	Payment	\$	636.20
4/17/2024	EFT000000008414	CANTON TOWING	CANT059	Payment	\$	1,050.00
4/17/2024	EFT000000008415	CINTAS	CINT001	Payment	\$	3,613.60
4/17/2024	EFT000000008416	CITIZENS FOR SARTA	COMM001	Payment	\$	213.00
4/17/2024	EFT000000008417	COPELY OHIO NEWSPAPERS	COPL001	Payment	\$	3,080.00
4/17/2024	EFT000000008418	CULLIGAN OF CANTON	CULL001	Payment	\$	63.80
4/17/2024	EFT000000008419	CUMMINS SALES AND SERVICE	CUMM002	Payment	\$	1,050.95
4/17/2024	EFT000000008420	DE LAGE LANDEN FINANCIAL SEVICES INC	DELA001	Payment	\$	604.44
4/17/2024	EFT000000008421	HEARTLAND EXPERT AUTOMOTIVE NAPA	DONS001	Payment	\$	2,797.44
4/17/2024	EFT000000008422	D & W DIESEL INC	DWDI001	Payment	\$	3,762.09
4/17/2024	EFT000000008423	GENFARE LLC	GFI 001	Payment	\$	187.21
4/17/2024	EFT000000008424	GILLIG LLC	GILL001	Payment	\$	17,279.13
4/17/2024	EFT000000008425	SHEILA GINES SAFETY EXPO & FTA CONFERENCE	GINE001	Payment	\$	284.08
4/17/2024	EFT000000008426	GLADIUEX ENEGY	GLAD001	Payment	\$	23,850.16
4/17/2024	EFT000000008427	THE GLASS STATION	GLAS001	Payment	\$	295.00
4/17/2024	EFT000000008428	GOODYEAR TIRE AND RUBBER	GOOD001	Payment	\$	40.00
4/17/2024	EFT000000008429	INNIS MAGGIORE GROUP INC	INNI001	Payment	\$	21,898.15
4/17/2024	EFT000000008430	J. P. BOYLAN CO. & SONS	JPBO001	Payment	\$	300.00
4/17/2024	EFT000000008431	KLINGSTEDT BROTHERS CO.	KLIN001	Payment	\$	4,620.00
4/17/2024	EFT000000008432	KRONOS SAASHR INC	KRON001	Payment	\$	236.68

4/17/2024	EFT000000008433	KWGD	KRUG001	Payment	\$	34,700.01
4/17/2024	EFT000000008434	MAGIC GARAGE DOOR INC	MAGI001	Payment	\$	560.00
4/17/2024	EFT000000008435	MOHAWK MFG. & SUPPLY CO.	MOHA001	Payment	\$	26.31
4/17/2024	EFT000000008436	MSC INDUSTRIAL SUPPLY CO	MSCI001	Payment	\$	631.04
4/17/2024	EFT000000008437	MUNCIE RECLAMATION & SPLY	MUNC001	Payment	\$	5,339.04
4/17/2024	EFT000000008438	PEOPLE	PEOP001	Payment	\$	17.55
4/17/2024	EFT000000008439	SAFEGUARD PREMIER BRANDING SOLUTION	SAFE003	Payment	\$	1,447.48
4/17/2024	EFT000000008440	SILCO	SILC001	Payment	\$	76.50
4/17/2024	EFT000000008441	CRAIG SMITH - <b>TRAPEZE CONFERENCE</b>	SMIT009	Payment	\$	195.42
4/17/2024	EFT000000008442	STALEY TECH INC	STAL001	Payment	\$	215.00
4/17/2024	EFT000000008453	ROBIN STEVENS - <b>TRAPEZE CONFERENCE</b>	STEV002	Payment	\$	195.15
4/17/2024	EFT000000008443	TESCO	TESC001	Payment	\$	2,032.64
4/17/2024	EFT000000008444	THOMAS ENERGY CONSULTING	THOM014	Payment	\$	6,240.00
4/17/2024	EFT000000008445	TRAVELHOST OF AKRON CANTON	TRAV004	Payment	\$	475.00
4/17/2024	EFT000000008446	VIDEO SYSTEMS & SECURITY INC	VIDE001	Payment	\$	599.00
4/17/2024	EFT000000008447	WDJQ FM RADIO STATION	WDJQ001	Payment	\$	3,565.20
4/17/2024	EFT000000008448	THE WORKSHOPS INC.	WORK002	Payment	\$	1,261.04
4/17/2024	EFT000000008449	WORK HEALTH & SAFETY SERVICES	WORK003	Payment	\$	3,669.00
4/17/2024	EFT000000008450	W.W. GRAINGER INC.	WWGR001	Payment	\$	277.68
4/17/2024	EFT000000008451	YMCA OF CENTRAL STARK COUNTY	YMCA003	Payment	\$	3,150.75
4/17/2024	EFT000000008452	ZIEGLER TIRE	ZIEG001	Payment	\$	585.28
4/24/2024	EFT000000008454	AIR PRODUCTS AND CHEMICALS INC	AIRP002	Payment	\$	11,506.00
4/24/2024	EFT000000008455	AMERICAN FOOD & VENDING	AMER029	Payment	\$	88.60
4/24/2024	EFT000000008456	AUTOMOTIVE DISTRIBUTORS WAREHOUSE	AUTO009	Payment	\$	1,496.64
4/24/2024	EFT000000008457	BUCKEYE POWER SALES	BUCK006	Payment	\$	980.00
4/24/2024	EFT000000008458	CANTON PEST CONTROL	CANT023	Payment	\$	47.00
4/24/2024	EFT000000008459	CANTON POLICE PATROLMENS	CANT026	Payment	\$	6,617.60
4/24/2024	EFT000000008460	CANTON TOWING	CANT059	Payment	\$	300.00
4/24/2024	EFT000000008461	CINTAS	CINT001	Payment	\$	1,695.41
4/24/2024	EFT000000008462	KIRT CONRAD - <b>PER DIEM</b>	CONR001	Payment	\$	399.00
4/24/2024	EFT000000008463	CORNERSTONE INFORMATION ASSURANCE LTD	CORN004	Payment	\$	150.00
4/24/2024	EFT000000008464	HEARTLAND EXPERT AUTOMOTIVE NAPA	DONS001	Payment	\$	1,255.25
4/24/2024	EFT000000008465	ELDORADO NATIONAL - CALIFORNIA	ELDO001	Payment	\$	367.84
4/24/2024	EFT000000008466	MARK FINNICUM - <b>PER DIEM</b>	FINN001	Payment	\$	155.30
4/24/2024	EFT000000008467	GANLEY FORD INC.	GANL002	Payment	\$	31.15
4/24/2024	EFT000000008468	GILLIG LLC	GILL001	Payment	\$	2,479.20
4/24/2024	EFT000000008469	GOODYEAR TIRE AND RUBBER	GOOD001	Payment	\$	18,744.55
4/24/2024	EFT000000008470	GRAPHIC ENTERPRISES INC	GRAP001	Payment	\$	554.05
4/24/2024	EFT000000008471	JOHNNY ON THE SPOT LLC	JOHN009	Payment	\$	253.35
4/24/2024	EFT000000008472	MASABI LLC	MASA001	Payment	\$	29,344.00
4/24/2024	EFT000000008473	MASSILLON CHAMBER OF COMM	MASS002	Payment	\$	148.50
4/24/2024	EFT000000008474	M CONLEY	MCON001	Payment	\$	2,722.16
4/24/2024	EFT000000008475	METRO CLEVELAND SECURITY INC	METR006	Payment	\$	7,315.55
4/24/2024	EFT000000008476	MOHAWK MFG. & SUPPLY CO.	MOHA001	Payment	\$	967.04

4/24/2024	EFT000000008477	MSC INDUSTRIAL SUPPLY CO	MSCI001	Payment	\$	147.16
4/24/2024	EFT000000008478	MUNCIE RECLAMATION & SPLY	MUNC001	Payment	\$	1,816.29
4/24/2024	EFT000000008479	OMNIPRO	OMNI003	Payment	\$	62,259.00
4/24/2024	EFT000000008480	QUALITY IP LLC	QUAL006	Payment	\$	3,120.00
4/24/2024	EFT000000008493	REDMONDS PARTS & SUPPY INC.	REDM001	Payment	\$	2,869.54
4/24/2024	EFT000000008481	SABILITY HCM SERVICES	SABI001	Payment	\$	1,968.75
4/24/2024	EFT000000008482	SAFETY-KLEEN	SAFE001	Payment	\$	66.63
4/24/2024	EFT000000008483	WILLIAMS SCOTSMAN INC	SCOT002	Payment	\$	3,501.30
4/24/2024	EFT000000008484	CRAIG SMITH - PER DIEM	SMIT009	Payment	\$	243.20
4/24/2024	EFT000000008485	STANDARD PLUMBING AND HEAT	STAN001	Payment	\$	1,417.00
4/24/2024	EFT000000008486	STAPLES ADVANTAGE	STAP001	Payment	\$	87.34
4/24/2024	EFT000000008487	ROBIN STEVENS - PER DIEM	STEV002	Payment	\$	192.00
4/24/2024	EFT000000008488	TURBO IMAGES	TURB001	Payment	\$	19,710.00
4/24/2024	EFT000000008489	SARA UMSTEAD	UMST001	Payment	\$	192.00
4/24/2024	EFT000000008490	VESCO OIL	VESC001	Payment	\$	2,482.30
4/24/2024	EFT000000008491	WORK HEALTH & SAFETY SERVICES	WORK003	Payment	\$	3,951.00
4/24/2024	EFT000000008492	ZIEGLER TIRE	ZIEG001	Payment	\$	825.40
4/25/2024	EFT000000008494	NEORIDE	NEOR001	Payment	\$	6,634.02
4/30/2024	EFT000000008495	AFSCME	AFSC001	Payment	\$	4,096.38
4/30/2024	EFT000000008496	AIR PRODUCTS AND CHEMICALS INC	AIRP002	Payment	\$	16,674.55
4/30/2024	EFT000000008497	ARI PHOENIX, INC	ARIH001	Payment	\$	90,534.08
4/30/2024	EFT000000008498	AUTOMOTIVE DISTRIBUTORS WAREHOUSE	AUTO009	Payment	\$	266.69
4/30/2024	EFT000000008499	CANTON PEST CONTROL	CANT023	Payment	\$	47.00
4/30/2024	EFT000000008500	CANTON TOWING	CANT059	Payment	\$	700.00
4/30/2024	EFT000000008525	CHAPANARS AAA KEY & LOCK	CHAP003	Payment	\$	18.00
4/30/2024	EFT000000008501	CINTAS	CINT001	Payment	\$	2,211.18
4/30/2024	EFT000000008502	CITIZENS FOR SARTA	COMM001	Payment	\$	213.00
4/30/2024	EFT000000008503	CUMMINS SALES AND SERVICE	CUMM002	Payment	\$	212.54
4/30/2024	EFT000000008504	DE LAGE LANDEN FINANCIAL SEVICES INC	DELA001	Payment	\$	1,263.00
4/30/2024	EFT000000008505	HEARTLAND EXPERT AUTOMOTIVE NAPA	DONS001	Payment	\$	492.48
4/30/2024	EFT000000008526	D & W DIESEL INC	DWDI001	Payment	\$	1,214.24
4/30/2024	EFT000000008506	GENFARE LLC	GFI 001	Payment	\$	7,565.29
4/30/2024	EFT000000008507	GILLIG LLC	GILL001	Payment	\$	4,055.61
4/30/2024	EFT000000008508	MAGIC GARAGE DOOR INC	MAGI001	Payment	\$	475.00
4/30/2024	EFT000000008524	MANCAN INC	MANC001	Payment	\$	2,490.00
4/30/2024	EFT000000008509	MCMASTER - CARR	MCMA001	Payment	\$	420.50
4/30/2024	EFT000000008510	MEDICAID BILLING SOLUTIONS INC	MEDI004	Payment	\$	400.00
4/30/2024	EFT000000008511	MOHAWK MFG. & SUPPLY CO.	MOHA001	Payment	\$	1,401.03
4/30/2024	EFT000000008512	MSC INDUSTRIAL SUPPLY CO	MSCI001	Payment	\$	147.94
4/30/2024	EFT000000008513	MUNCIE RECLAMATION & SPLY	MUNC001	Payment	\$	2,311.41
4/30/2024	EFT000000008514	PEOPLE	PEOP001	Payment	\$	17.55
4/30/2024	EFT000000008515	RALPH C. WILLIAMS INC	RALP001	Payment	\$	354.75
4/30/2024	EFT000000008516	REDMONDS PARTS & SUPPY INC.	REDM001	Payment	\$	283.09
4/30/2024	EFT000000008517	ADAM SNYDER - PER DIEM	SNYD002	Payment	\$	256.00



4/30/2024	EFT000000008518	STANDARD PLUMBING AND HEAT	STAN001	Payment	\$	3,782.00
4/30/2024	EFT000000008519	SUPERIOR SPRING INC	SUPE002	Payment	\$	695.70
4/30/2024	EFT000000008520	TESCO	TESC001	Payment	\$	2,193.49
4/30/2024	EFT000000008521	VIDEO SYSTEMS & SECURITY INC	VIDE001	Payment	\$	1,854.00
4/30/2024	EFT000000008522	W.W. GRAINGER INC.	WWGR001	Payment	\$	375.26
4/30/2024	EFT000000008523	YOUNG TRUCK SALES INC.	YOUN002	Payment	\$	186.38

**\*END OF REPORT\***



Project Name	Grant Number	PID #	Deadline to Use Federal Share	Year	Funded Amount	Total Draws	Remaining Grant Balance
4 CMAQ CNG Buses	OH-2020-011-00		9/30/2024	80%	2020	\$ 1,856,000.00	\$ (1,856,000.00) \$ -
CMAQ Hydrogen Station	OH-2020-011-00		9/30/2024	90%	2020	\$ 1,240,000.00	\$ (78,464.00) \$ 1,161,536.00
						<b>\$ 3,096,000.00</b>	<b>\$ (1,934,464.00) \$ 1,161,536.00</b>
FY20 5310 SARTA Admin	OH-2020-042-00		3/30/2024	100%	2020	\$ 30,368.00	\$ (30,368.00) \$ -
FY20 5310 SARTA <30 Vehicle	OH-2020-042-00		3/30/2024	80%	2020	\$ 13,812.00	\$ (13,812.00) \$ -
FY20 5310 FCC Op	OH-2020-042-00		3/30/2024	100%	2020	\$ 27,364.00	\$ (27,364.00) \$ -
FY20 5310 ABCD Op	OH-2020-042-00		3/30/2024	100%	2020	\$ 35,000.00	\$ (35,000.00) \$ -
FY20 5310 ABCD Cap	OH-2020-042-00		3/30/2024	80%	2020	\$ 76,542.00	\$ (61,234.00) \$ 15,308.00
FY20 5310 TWI Cap	OH-2020-042-00		3/30/2024	80%	2020	\$ 62,968.00	\$ (62,968.00) \$ -
FY20 5310 TWI Op	OH-2020-042-00		3/30/2024	100%	2020	\$ 27,857.00	\$ (27,857.00) \$ -
FY20 5310 JRC Op	OH-2020-042-00		3/30/2024	100%	2020	\$ 10,771.00	\$ (7,086.00) \$ -
FY20 5310 SARTA MM	OH-2020-042-00		3/30/2024	50%	2020	\$ 19,000.00	\$ (22,685.00) \$ -
						<b>\$ 303,682.00</b>	<b>\$ (288,374.00) \$ 15,308.00</b>
DERG 6+2 <30' CNG Buses	OH-2021-001-00		12/31/2027	80%	2020	\$ 758,035.00	\$ (758,035.00) \$ -
FY21 DERG 7 30' CNG Buses	OH-2021-001-00		12/31/2027	78%	2021	\$ 830,919.18	\$ (830,919.00) \$ -
FY22 DERG	OH-2021-001-00		12/31/2027	80%	2022	\$ 2,000,000.00	\$ (1,629,498.00) \$ 370,502.00
FY22 OTPP- bus	OH-2021-001-00		12/31/2027	80%	2022	\$ 108,000.00	\$ (25,600.00) \$ 82,400.00
FY22 OTPP- Facility Electrical Upgrade	OH-2021-001-00		12/31/2027	80%	2022	\$ 400,000.00	\$ (256,611.00) \$ 143,389.00
FY22 OTPP- Expansion of Hydrogen Tank	OH-2021-001-00		12/31/2027	80%	2022	\$ 1,280,000.00	\$ - \$ 1,280,000.00
FY23 OTPP2 CNG Bus Replacement	OH-2021-001-00		12/31/2027	80%	2023	\$ 652,680.00	\$ (652,680.00) \$ -
FY22 CR Gateway Expansion	OH-2021-001-00		12/31/2027	80%	2023	\$ 2,000,000.00	\$ (2,000,000.00) \$ -
FY23 OTPP2 TVM Machines	OH-2021-001-00		12/31/2027	80%	2023	\$ 148,000.00	\$ - \$ 148,000.00
FY23 CR Hydrogen Paratransit Bus and Add-ons	OH-2021-001-00		12/31/2027	79%	2023	\$ 422,650.00	\$ - \$ 422,650.00
FY24 OTP2 Gateway Construction/Renovation	OH-2021-001-00		12/31/2027	80%	2024	\$ 2,000,000.00	\$ (1,151,090.00) \$ 848,910.00
FY24 OTP2 4 CNG Paratransit Buses	OH-2021-001-00		12/31/2027	80%	2024	\$ 800,000.00	\$ - \$ 800,000.00
FY24 OTP2 Accounting/Procurement Software	OH-2021-001-00		12/31/2027	80%	2024	\$ 520,000.00	\$ - \$ 520,000.00
FY24 OTP2 Preventative Maintenance	OH-2021-001-00		12/31/2027	80%	2024	\$ 655,103.00	\$ - \$ 655,103.00
FY24 OTP2 Garage Safety Harness/Portable Lifts	OH-2021-001-00		12/31/2027	80%	2024	\$ 160,000.00	\$ - \$ 160,000.00
FY23 DERG 35' CNG Low Floor Buses	OH-2021-001-00		12/31/2027	80%	2023	\$ 1,539,180.00	\$ (1,539,180.00) \$ -
						<b>\$ 14,274,567.18</b>	<b>\$ (8,843,613.00) \$ 5,430,954.00</b>

FY21 CRRSSA 5310 Mercy Op	OH-2021-005	3/30/2026	100%	2021	\$	12,000.00	\$	(15,000.00)	\$	-
FY21 CRRSSA 5310 FCC Op	OH-2021-005	3/30/2026	100%	2021	\$	5,000.00	\$	(5,000.00)	\$	-
FY21 CRRSSA 5310 ABCD Op	OH-2021-005	3/30/2026	100%	2021	\$	17,693.00	\$	(17,693.00)	\$	-
FY21 CRRSSA 5310 Foundations Op	OH-2021-005	3/30/2026	100%	2021	\$	3,000.00	\$	-	\$	-
FY21 CRRSSA 5310 TWI Op	OH-2021-005	3/30/2026	100%	2021	\$	12,000.00	\$	(12,000.00)	\$	-
FY21 CRRSSA 5310 JRC Op	OH-2021-005	3/30/2026	100%	2021	\$	3,000.00	\$	(3,000.00)	\$	-
					\$	<b>52,693.00</b>	\$	<b>(52,693.00)</b>	\$	<b>-</b>

OH-2021-023 FY21 ARPA (JRC)	OH-2021-023	9/30/2024	100%	2021	\$	3,000.00	\$	(3,000.00)	\$	-
OH-2021-023 FY21 ARPA ABCD	OH-2021-023	9/30/2024	100%	2021	\$	11,388.00	\$	(11,388.00)	\$	-
OH-2021-023 FY21 ARPA Foundat	OH-2021-023	9/30/2024	100%	2021	\$	3,000.00	\$	-	\$	-
OH-2021-023 FY21 ARPA Mercy	OH-2021-023	9/30/2024	100%	2021	\$	18,947.00	\$	(21,947.00)	\$	-
OH-2021-023 FY21 ARPA TWI	OH-2021-023	9/30/2024	100%	2021	\$	8,699.00	\$	(8,699.00)	\$	-
OH-2021-023 FY22 ARPA FCC	OH-2021-023	9/30/2024	100%	2021	\$	7,660.00	\$	(7,660.00)	\$	-
					\$	<b>52,694.00</b>	\$	<b>(52,694.00)</b>	\$	<b>-</b>

FY21 CNG FACILITY	OH-2021-046-00	12/31/2024	80%	2021	\$	2,000,000.00	\$	(1,849,199.00)	\$	150,801.00
FY21 5307 HYDRO STATION	OH-2021-046-00	12/31/2024	80%	2021	\$	366,936.00	\$	(6,480.00)	\$	360,456.00
FY21 5307 PM	OH-2021-046-00	12/31/2024	80%	2021	\$	1,302,343.00	\$	(181,536.00)	\$	-
FY21 5307 Massillon Transit Center Project	OH-2021-046-00	12/31/2024	80%	2021	\$	-	\$	(1,120,807.00)	\$	-
2021 5307 TOOLS	OH-2021-046-00	12/31/2024	80%	2021	\$	6,000.00	\$	(5,999.00)	\$	1.00
FY21 5307 TRANSIT ENHANSMENT	OH-2021-046-00	12/31/2024	80%	2021	\$	45,000.00	\$	(23,353.00)	\$	21,647.00
FY21 5307 SOFTWARE	OH-2021-046-00	12/31/2024	80%	2021	\$	244,000.00	\$	(164,648.00)	\$	79,352.00
FY21 5307 HARDWARE	OH-2021-046-00	12/31/2024	80%	2021	\$	28,000.00	\$	(19,392.00)	\$	8,608.00
					\$	<b>3,992,279.00</b>	\$	<b>(3,371,414.00)</b>	\$	<b>620,865.00</b>

FY 21 ABCD BUS REPLACEMENT	OH-2021-036-00	3/31/2026	100%	2021	\$	72,126.00	\$	(72,126.00)	\$	-
FY 21 ABCD OPERATING	OH-2021-036-00	3/31/2026	100%	2021	\$	26,704.00	\$	(26,704.00)	\$	-
FY 2021 FCC BUS REPLACEMENT	OH-2021-036-00	3/31/2026	100%	2021	\$	71,239.00	\$	-	\$	71,239.00
FY 2021 FCC OPERATING	OH-2021-036-00	3/31/2026	100%	2021	\$	20,750.00	\$	(20,750.00)	\$	-
FY 21 MERCY OPERATING	OH-2021-036-00	3/31/2026	100%	2021	\$	37,894.00	\$	(3,675.00)	\$	34,219.00
FY 21 WORKSHOP BUS EXPANSION	OH-2021-036-00	3/31/2026	100%	2021	\$	66,366.00	\$	(66,366.00)	\$	-
FY 21 WORKSHOP OPERATING	OH-2021-036-00	3/31/2026	100%	2021	\$	12,575.00	\$	(12,575.00)	\$	-
					\$	<b>307,654.00</b>	\$	<b>(202,196.00)</b>	\$	<b>105,458.00</b>

FY22 ABCD Capital	OH-2022-036-00		3/30/2025	100%	2022	\$	90,051.00	\$	(90,051.00)	\$	-
FY22 ABCD Bus Capital Overages	OH-2022-036-00		3/30/2025	100%	2022	\$	17,925.00	\$	(17,925.00)	\$	-
FY22 TWI Bus Capital Overages	OH-2022-036-00		3/30/2025	100%	2022	\$	27,718.00	\$	-	\$	27,718.00
FY22 ABCD Operating	OH-2022-036-00		3/30/2025	100%	2022	\$	76,440.00	\$	(76,440.00)	\$	-
FY22 TWI Capital	OH-2022-036-00		3/30/2025	100%	2022	\$	78,530.00	\$	(25,661.00)	\$	52,869.00
FY22 TWI Operating	OH-2022-036-00		3/30/2025	100%	2022	\$	43,186.00	\$	(43,186.00)	\$	-
						\$	<b>333,850.00</b>	\$	<b>(253,263.00)</b>	\$	<b>80,587.00</b>
FY22 5339 Vehicle Replacement	OH-2022-030-00		3/30/2028	80%	2022	\$	439,345.00	\$	(60,288.00)	\$	379,057.00
FY22 5307 40' Bus Replacement	OH-2022-030-00	112099	3/30/2028	80%	2022	\$	-	\$	-	\$	-
FY22 5307 Preventative Maintenance	OH-2022-030-00		3/30/2028	80%	2022	\$	735,613.00	\$	(487,226.00)	\$	248,387.00
FY22 5307 Operating	OH-2022-030-00		3/30/2028	50%	2022	\$	640,000.00	\$	(619,502.00)	\$	20,498.00
FY22 5307 Support Vehicle Replacement	OH-2022-030-00		3/30/2028	80%	2022	\$	80,000.00	\$	(80,000.00)	\$	-
FY22 5307 Transit Enhancements	OH-2022-030-00		3/30/2028	80%	2022	\$	51,300.00	\$	(51,300.00)	\$	-
FY22 5307 Security	OH-2022-030-00		3/30/2028	80%	2022	\$	51,300.00	\$	(50,761.00)	\$	539.00
FY22 5307 Tools	OH-2022-030-00		3/30/2028	80%	2022	\$	130,000.00	\$	(91,272.00)	\$	38,728.00
FY22 5307 HVAC upgrades	OH-2022-030-00		3/30/2028	80%	2022	\$	320,000.00	\$	(320,000.00)	\$	-
FY22 5307 Massillon Transit Center	OH-2022-030-00	116510	3/30/2028	80%	2022	\$	-	\$	(1,880,397.00)	\$	119,603.00
FY22 5307 Building Expansion	OH-2022-030-00		3/30/2028	80%	2022	\$	2,000,000.00	\$	-	\$	-
FY22 5307 Hardware	OH-2022-030-00		3/30/2028	80%	2022	\$	76,240.00	\$	(76,228.00)	\$	12.00
FY22 5307 Software	OH-2022-030-00		3/30/2028	80%	2022	\$	869,600.00	\$	(14,525.00)	\$	855,075.00
FY22 5307 Phone Service upgrade	OH-2022-030-00		3/30/2028	80%	2022	\$	96,000.00	\$	(23,017.00)	\$	72,983.00
FY22 5307 RHFC THOM/HENN	OH-2022-030-00		3/30/2028	80%	2022	\$	80,000.00	\$	(80,000.00)	\$	-
						\$	<b>5,569,398.00</b>	\$	<b>(3,834,516.00)</b>	\$	<b>1,734,882.00</b>
FY23 LoNo 2 -40' Electric Buses	OH-2023-016-00	119836	3/30/2027	85%	2023	\$	2,289,857.00	\$	-	\$	2,289,857.00
FY23 LoNo 8 CNG Paratransit Buses	OH-2023-016-00	119836	3/30/2027	85%	2023	\$	1,563,608.00	\$	-	\$	1,563,608.00
FY23 LoNo Gaseous Monitors	OH-2023-016-00	119836	3/30/2027	90%	2023	\$	287,118.00	\$	(66,354.00)	\$	220,764.00
FY LoNo Electric Chargers	OH-2023-016-00	119836	3/30/2027	90%	2023	\$	271,544.00	\$	-	\$	271,544.00
FY22 LoNo 12 CNG LTV	OH-2023-016-00	112101	3/30/2027	85%	2022	\$	2,393,600.00	\$	(2,324,408.00)	\$	69,192.00
						\$	<b>6,805,727.00</b>	\$	<b>(2,390,762.00)</b>	\$	<b>4,414,965.00</b>
FY28 CR Hydorgen Paratransit Bus and Add-ons	Awarded	118596		79%	2028	\$	422,650.00	\$	-	\$	422,650.00
						\$	<b>422,650.00</b>	\$	<b>-</b>	\$	<b>422,650.00</b>

FY23 5307 Transit Enhancements	OH-2022-030-00	118352	3/30/2028	80%	2023	\$	52,304.00	\$	(20,213.00)	\$	32,091.00
FY23 5307 Security	OH-2022-030-00	118341	3/30/2028	80%	2023	\$	52,304.00	\$	(15,629.00)	\$	36,675.00
FY 23 5307 Massillon Transit Center	OH-2022-030-00	116510	3/30/2028	80%	2023	\$	1,402,494.00	\$	(114,644.00)	\$	1,287,850.00
FY23 5307 Support Vehicles	OH-2022-030-00	118345	3/30/2028	80%	2023	\$	128,000.00	\$	(128,000.00)	\$	-
FY 23 5307 Gateway Office Expansion	OH-2022-030-00	117724	3/30/2028	80%	2023	\$	-	\$	-	\$	-
FY23 5307 Operating	OH-2022-030-00		3/30/2028	50%	2023	\$	1,790,490.00	\$	-	\$	1,790,490.00
FY 23 5307 Hardware	OH-2022-030-00	118342	3/30/2028	80%	2023	\$	96,000.00	\$	(67,703.00)	\$	28,297.00
FY 23 5307 Software	OH-2022-030-00	118342	3/30/2028	80%	2023	\$	28,800.00	\$	(1,400.00)	\$	27,400.00
FY23 5307 RHFCC THOM/HENN	OH-2022-030-00	104597	3/30/2028	80%	2023	\$	80,000.00	\$	(65,245.00)	\$	14,755.00
FY23 5339 Buses	OH-2022-030-00		3/30/2028	80%	2023	\$	451,698.00	\$	(14,150.00)	\$	437,548.00
FY23 5307 Preventitive Maintenance	OH-2022-030-00	104596	3/30/2028	80%	2023	\$	1,600,000.00	\$	(1,600,000.00)	\$	-
						\$	<b>5,682,090.00</b>	\$	<b>(2,026,984.00)</b>	\$	<b>3,655,106.00</b>
NEORide EZConnect	OH-2023-030-00	118695	4/30/2025	100%	2023	\$	130,000.00	\$	(29,003.00)	\$	100,997.00
IBI Group EZConnect	OH-2023-030-00	118695	4/30/2025	100%	2023	\$	95,000.00	\$	(74,500.00)	\$	20,500.00
EZConnect Project	OH-2023-030-00	118695	4/30/2025	100%	2023	\$	1,025,000.00	\$	-	\$	1,025,000.00
						\$	<b>1,250,000.00</b>	\$	<b>(103,503.00)</b>	\$	<b>1,146,497.00</b>
FY23 5310 ABCD Vehicle	OH-2022-036-00	118340		100%	2023	\$	80,000.00	\$	-	\$	80,000.00
FY23 5310 ABCD Operating	OH-2022-036-00	118340		100%	2023	\$	96,531.00	\$	(37,919.00)	\$	58,612.00
FY23 5310 FCC Operating	OH-2022-036-00	118340		100%	2023	\$	96,685.00	\$	(7,108.00)	\$	89,577.00
FY23 5310 SARTA Van	OH-2022-036-00	118340		80%	2023	\$	100,000.00	\$	-	\$	100,000.00
FY23 5310 SARTA Mobility Management	OH-2022-036-00	118340		50%	2023	\$	21,271.00	\$	(21,271.00)	\$	-
FY23 5310 TWI Vehicles	OH-2022-036-00	118340		100%	2023	\$	100,000.00	\$	-	\$	100,000.00
FY23 5310 TWI Operating	OH-2022-036-00	118340		100%	2023	\$	41,540.00	\$	(41,540.00)	\$	-
						\$	<b>536,027.00</b>	\$	<b>(107,838.00)</b>	\$	<b>428,189.00</b>

Farebox Local Match	OTPP-0084-GRF-202	100%	2020	\$	440,857.00	\$	(440,857.00)	\$	-	
Validators	OTPP-0084-GRF-203	100%	2020	\$	280,676.00	\$	(224,883.62)	\$	55,792.38	
				\$	<b>721,533.00</b>	\$	<b>(665,740.62)</b>	\$	<b>55,792.38</b>	
Purchase Computer software	CARE-0084-064-214	100%	2021	\$	7,676.00	\$	-	\$	7,676.00	
Surveillance/Security	CARE-0084-064-215	100%	2021	\$	78,000.00	\$	-	\$	78,000.00	
Purchase Fare Collection equipment	CARE-0084-064-216	100%	2021	\$	42,000.00	\$	-	\$	42,000.00	
5339 Wayne Co Buses	084-CARE-21-0200	100%	2021	\$	223,020.00	\$	223,020.00			
				\$	<b>350,696.00</b>	\$	<b>(223,020.00)</b>	\$	<b>127,676.00</b>	
FY22 UTP- Upgrade Hydrogen Tank- Local Match	TUTP-0084-GRF-221	100%	2022	\$	500,000.00	\$	(1,620.00)	\$	498,380.00	
FY22 UPT- PREVENTIVE MAINTENANCE	TUTP-0084-GRF-222	100%	2022	\$	98,181.00	\$	(97,086.35)	\$	1,094.65	
				\$	<b>598,181.00</b>	\$	<b>(98,706.35)</b>	\$	<b>499,474.65</b>	
FY-24 UPT Administration Building(Gateway)	TUTP-0084-GRF-241	Use last (2024)	100%	2024	\$	420,282.00	\$	(420,282.00)	\$	-
FY-24 UPT Administration Facility Furniture (Mass&Gateway)	TUTP-0084-GRF-242		100%	2024	\$	260,000.00	\$	(208,041.34)	\$	51,958.66
				\$	<b>680,282.00</b>	\$	<b>(628,323.34)</b>	\$	<b>51,958.66</b>	
FY28 CMAQ 3 CNG Paratransits	Awarded	79%	2028	\$	592,500.00	\$	-	\$	592,500.00	
FY29 CMAQ 3 CNG Paratransits	Awarded	79%	2029	\$	592,500.00	\$	-	\$	592,500.00	
				\$	<b>1,185,000.00</b>	\$	<b>-</b>	\$	<b>1,185,000.00</b>	
FY25 OTP2 Preventative Maintenance	Awarded	80%	2028	\$	800,000.00	\$	-	\$	800,000.00	
FY25 OTP2 Transit Development Plan	Awarded	80%	2029	\$	160,000.00	\$	-	\$	160,000.00	
				\$	<b>960,000.00</b>	\$	<b>-</b>	\$	<b>960,000.00</b>	
FY24 OWMP Regional Pass Feasibility Study	Awarded	80%	2029	\$	158,240.00	\$	-	\$	158,240.00	
				\$	<b>158,240.00</b>	\$	<b>-</b>	\$	<b>158,240.00</b>	
FY23 SMART Grant Accident Avoidance	Awarded	100%	2029	\$	1,975,000.00	\$	-	\$	1,975,000.00	
				\$	<b>1,975,000.00</b>	\$	<b>-</b>	\$	<b>1,975,000.00</b>	
FY24- Wayne Federal Funds	RPTF-4084-025-232	100%	2024	\$	375,000.00	\$	(107,788.00)	\$	267,212.00	
				\$	<b>375,000.00</b>	\$	<b>(107,788.00)</b>	\$	<b>267,212.00</b>	
FY24- Wayne County GRF funds	SRPT-4084-GRF-212	100%	2024	\$	132,000.00	\$	-	\$	132,000.00	
				\$	<b>132,000.00</b>	\$	<b>-</b>	\$	<b>132,000.00</b>	

	FUNDED Amount	FUNDING SPENT	FUNDING BALANCE
Active	\$ 45,114,353.18	\$ (25,185,892.31)	\$ 19,928,460.69
Pending	\$ 4,700,890.00	\$ -	\$ 4,700,890.00
Total	\$ 49,815,243.18	\$ (25,185,892.31)	\$ 24,629,350.69



# Development & Special Projects

Clayton Popik  
Director

Department of Development & Special Projects

**Massillon Transit Center**

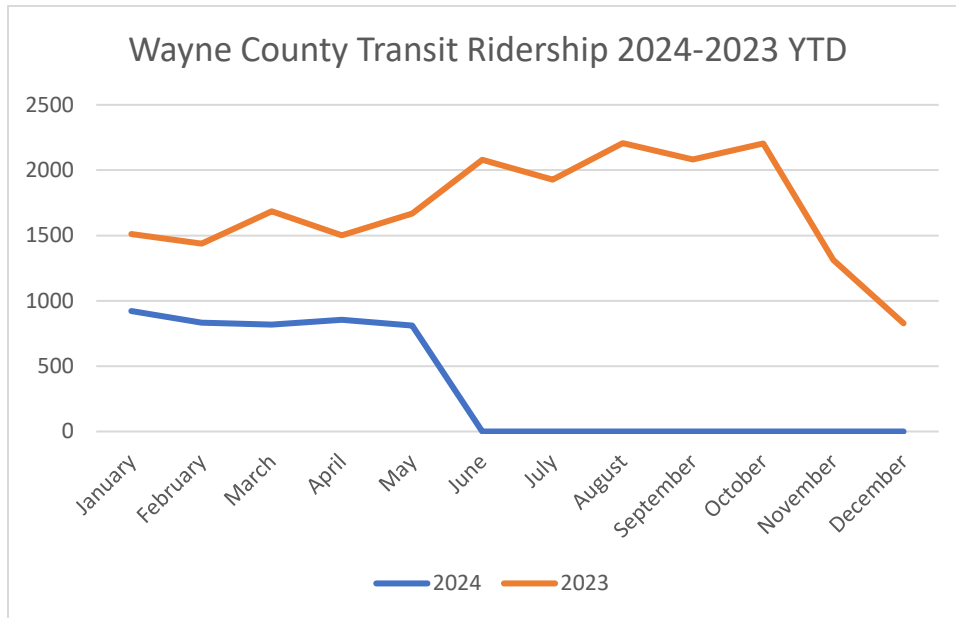
Phase II of the Massillon Transit Center began the week of May 13<sup>th</sup>, This including completing of the landscaping and construction of a 10-space parking lot and sidewalk. This work will continue through June and July and will be done alongside the remaining punch list items on the building. The last items to be installed in and on the building will be the SARTA branding.

**Administration Building**

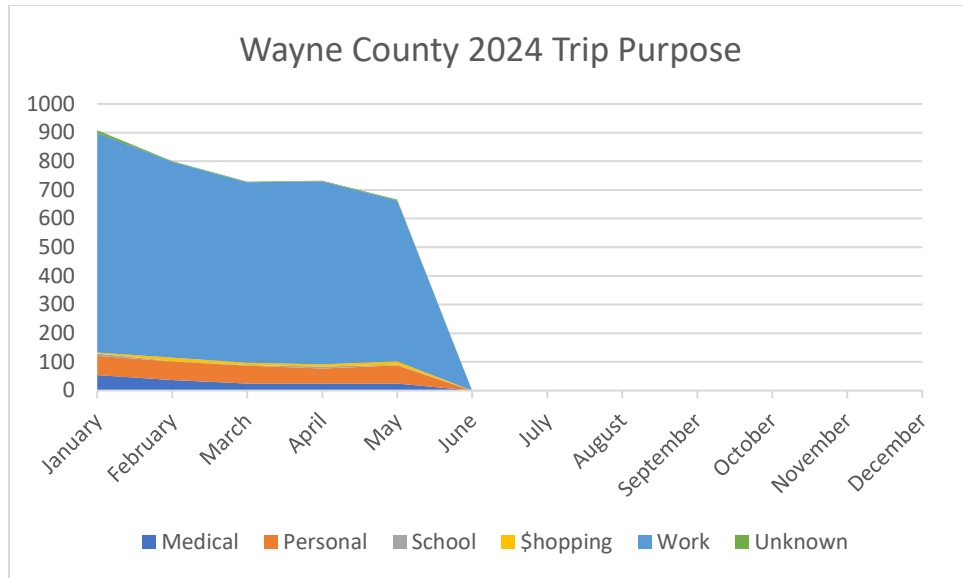
The contractor will begin landscaping and planting grass around the administration building in the coming weeks. Inside, most of the punch list items have been addressed. IT has been working closely with the security contractor to get the badge readers for the doors operating. Once the last few items are corrected, this project will move to closeout.

**Wayne County Transit (WCT)**

In May, WCT provided 810 trips with SARTA completing 702 of those and Via 108. Work trips remain the number one reason people ride with WCT, accounting for 85.53% of the trips provided. The charts below illustrate the WCT ridership trends throughout the year.







As we move closer to the termination date for WCT services provided by SARTA, we have been working closely with ODOT and their planning consultant on the overall message to the passengers. Passengers will be notified, in writing, by Community Action on June 20<sup>th</sup>. SARTA provided a list of all active riders who have ridden in the last 12 months. SARTA will issue a press release with this message, and a legal notice regarding the public hearings will appear in the Daily Record. This information will run on June 24<sup>th</sup>, 26<sup>th</sup>, and 28<sup>th</sup> and again on July 1<sup>st</sup>, 3<sup>rd</sup>, and 5<sup>th</sup>. These meetings will occur on July 18<sup>th</sup> from 11-1 and 5-7 in Wayne County. SARTA will also update our WCT page on the SARTA website with this message and post signage in the WCT vans directing riders to this page. Community Action will be the point of contact for riders who have questions about the future of public transit in Wayne County. SARTA's last day for service in Wayne County will be August 31<sup>st</sup>. Below is the letter sent to all active riders and contracting agencies using WCT.



## Community Action Wayne/Medina

Administrative Offices: 905 Pittsburgh Avenue, Wooster Ohio 44691 330.264.8677 FAX 330.264.5170

Medina Office: 232 Northland Drive (lower level), Medina Ohio 44256 330.723.2229 FAX 330.723.5418

Lodi Office: 110 Highland Drive, Lodi Ohio 44254 330.661.1027 FAX 330.264.0391

June 20, 2024

Dear Wayne County Transit Riders:

This letter is to inform you about upcoming changes to subsidized transit services provided to registered riders in Wayne County. Due to budget limitations, Stark Area Regional Transit Authority (SARTA) will discontinue Wayne County Transit (WCT) service on August 31, 2024. Community Action of Wayne/Medina (CAW/M) contracts with SARTA to operate this curb-to-curb service in the county from 7 a.m. to 9 p.m., Monday through Saturday.

### Here is what we're doing:

- **Building a new public transit system.** The City of Wooster, the Wayne County Commissioners and Community Action of Wayne/Medina (CAW/M) are working with the Ohio Department of Transportation (ODOT) to reorganize how transit is governed, operated and funded in Wayne County. The City of Wooster will establish a new combined city and county transit system as quickly as possible. This could take a year or more.
- **Seeking interim assistance.** We know this interim time will create hardships for customers relying on WCT and contracted transportation services. We are working cooperatively with local governments, employers, community foundations, charitable non-profits and private transportation services to identify and provide interim transportation assistance to the extent possible until we can start the new transit system.

### What this means for riders:

- **SARTA and CAW/M** will stop signing up new WCT customers immediately since county service will end on August 31.
- **Contracted Services:** SARTA will discontinue contracted services with the Wayne County Board of Developmental Disabilities effective August 31.
- **Wooster City Transit** will continue to provide fixed-route transit service for registered riders on the shuttle loop within the City of Wooster. CAW/M contracts with SHARE Mobility to operate this service.
- **Wooster Transportation Assistance Program:** Taxi trip passes will remain available for eligible residents within Wooster City limits.

Providing LEADERSHIP in FAMILY EDUCATION and SELF-SUFFICIENCY



**If you are directly affected by this service change:**

- **Share your comments and specific transportation needs by Friday, July 12** at [www.SARTAonline.com/wct](http://www.SARTAonline.com/wct). If you cannot access the website, please call Community Action at (330) 264-8677. This will help us identify interim transportation needs and seek interim transportation options.
- **Attend a public meeting on Thursday, July 18, from 11 a.m. to 1 p.m. at Bruch Hall, First Presbyterian Church of Wooster, 621 College Avenue, Wooster 44691, or 5 p.m. to 7 p.m. at Orrville Public Library, 230 North Main St., Orrville, Ohio 44667.**

We apologize for this inconvenience and remain committed to providing vital transportation services for qualifying Wayne County residents. Thank you for your patience and understanding.

Sincerely,

A handwritten signature in blue ink, appearing to read "James Fox".

**James Fox, M.Ed., LPC**  
President & CEO

Cc: CAW/M Board, ODOT, City of Wooster, Wayne County Commissioners, SARTA

## Streetcar

SCATS provided an update on their parking and transportation study in the area surrounding the Hall of Fame and Hall of Fame Village. The consultant has completed a review of past events and on-grounds capacity. SARTA worked with them to provide insight on how past transportation efforts have been handled. They are currently reviewing off-site park-n-ride locations.

## Microtransit Services Provided by Via

We have been holding weekly meetings both internally and with Via on getting ready to launch microtransit here in Stark County. As explained in the presentation at the June 12th work session, microtransit is an on-demand service similar to Uber or Lyft that allows a person to book a ride with shorter notice in pre-determined areas where a fixed route cannot always exist. An individual can use the microtransit service to complete a trip in each zone or as a feeder service to the transit center located in each zone. In the rural areas of southwest Stark County, a traditional demand response service will be available to the public where an individual may book a ride two days ahead of time. SARTA Connect is the microtransit service SARTA will provide.

The pilot phase of the microtransit service is set to commence in the Massillon area on July 22nd. This initial launch will enable passengers in the Massillon/Navarre zone to book a same-day trip or a pre-scheduled demand response trip in the outer rural areas of SW Stark County. Subsequent launches will occur every few months in different quadrants of the county, with each transit center serving as a hub for fixed route connections. This service is designed to seamlessly complement our existing fixed route service, addressing first mile/last mile issues, and introducing new service to the greater Stark County area, a service that was previously unavailable to the general public.

## Projects Coming in 2024

**Hydrogen Upgrades:** We are still working through supply-chain issues to finalizing upgrades to the hydrogen compound and fueling stations. This project will consist of increased fueling capacity, a point of sale for selling hydrogen, and increased storage capacity. It will most likely be completed in several stages throughout 2024 as components become available.

**Centralized Call Center:** In a collaborative effort with IBI Group and NEORide, we are in the process of finalizing our plans to establish a centralized call center for northeast Ohio transit authorities interested in participating in this project. We are currently ironing out the operational and personnel logistics to kickstart this initiative. A similar successful project was initiated last year through SORTA in southwest Ohio.

**Operations Building Renovation:** As we complete the Administration Building and move staff into it, we will fully understand the needs of the current Operations Building. It will continue to house two departments – Operations and Customer Service. We have been working with Bowen to come up with a renovation plan that will allow the building to contain some of the same features that are in the new building, such as increased break space for employees, upgraded restrooms, a new elevator, and more workspaces to reduce the number of shared workspaces where there may be 2-4 people working at a time. The centralized call center is also essential to renovating this building to create space for the staff that would help operate it.



# Customer Relations

Latrice Virola  
Director

## May 2024

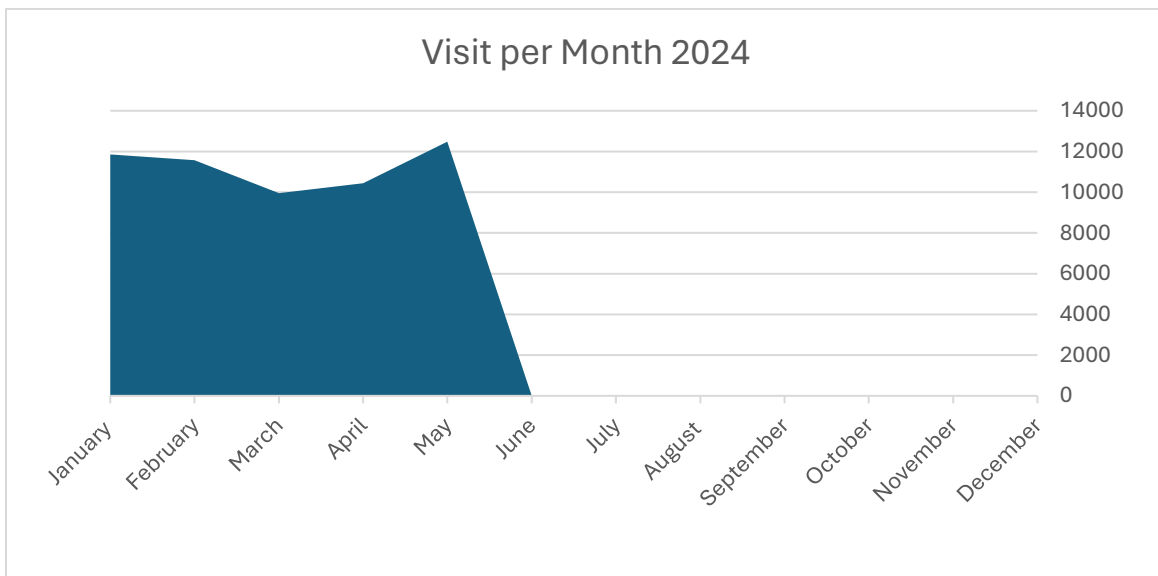
### Marketing & Public Outreach

---

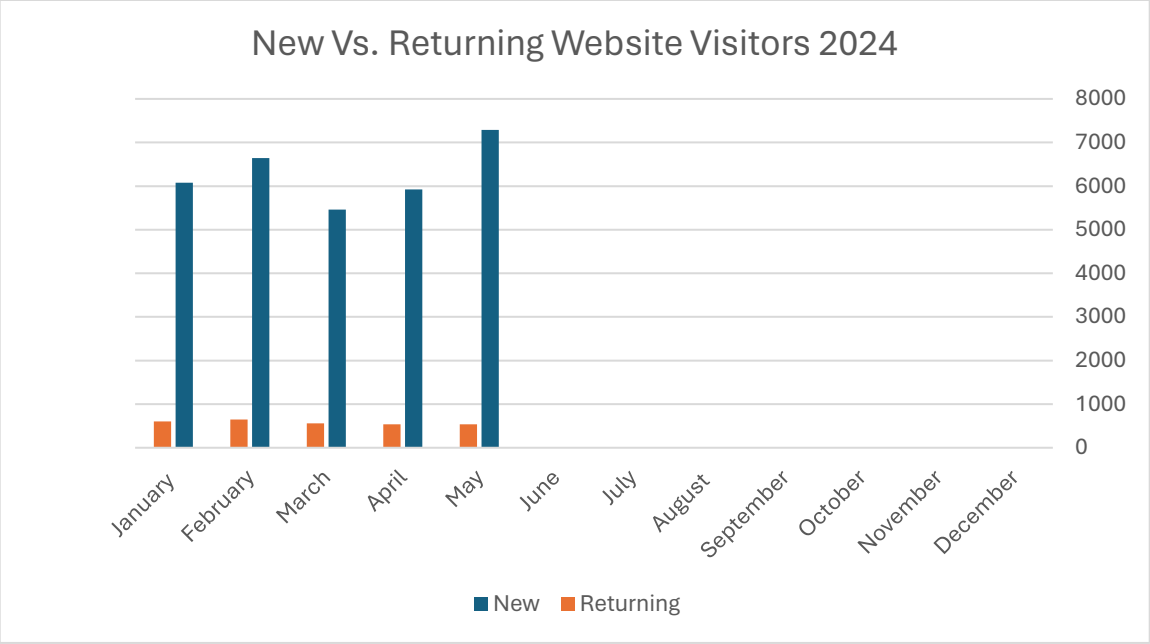
- SARTABuzz
  - 3 Messages
- EZFare Sales:
  - One-Way: \$2,105
  - Passes: \$18,723
  - Pass Count:
    - All Day – 4436
    - Cleveland – 32
    - Proline – 266
    - Proline 10-Ride - 600
    - Regular 31-Day – 127
    - Wayne Co. – 40
- Social Media Activity:
  - Facebook
    - 4,721 likes to our page
    - 5,193 followers to our page
    - 21 new likes
    - 28 posts
    - 3 mentions
    - 6,074 Post Engagements
    - 946 Reactions
    - 116 Comments
    - 137 Shares
    - 1,141 Photo Views
    - 1326 Link Clicks
  - Twitter
    - 946 followers
    - 1 re-tweets
    - 1 likes
    - 0 Link clicks
    - 172 impressions
    - 3 tweets
    - 0 mentions
    - 2 media engagements
  - Instagram
    - 837 total followers
    - 19 images
    - 113 image/video likes

- LinkedIn
  - 797 total followers
  - 2,234 impressions
  - 4 new followers
- YouTube
  - 158 subscribers
  - 0 shares
  - 452 total views to page
  - 174 minutes watched.

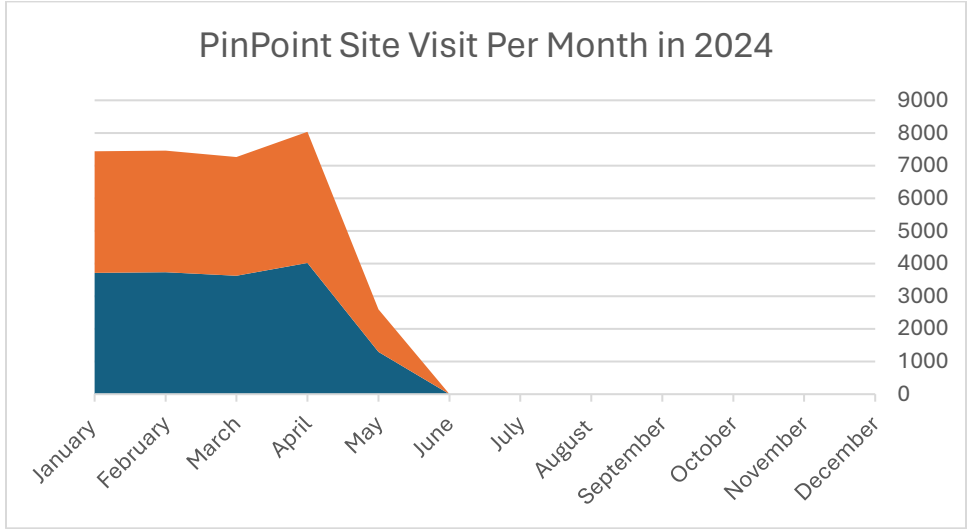
- SARTA Website Activity



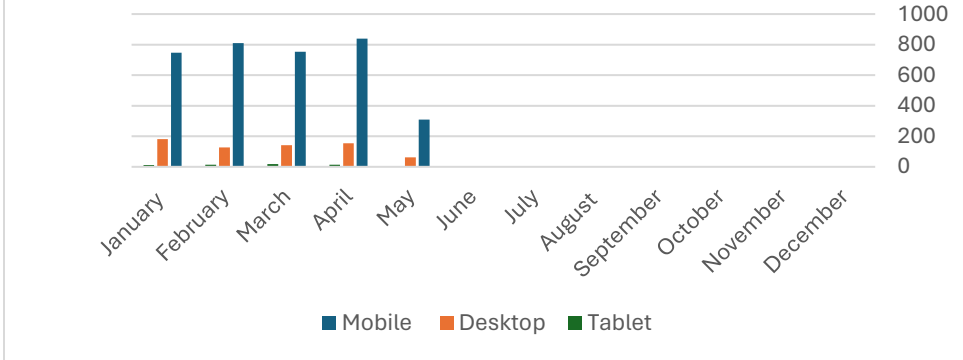




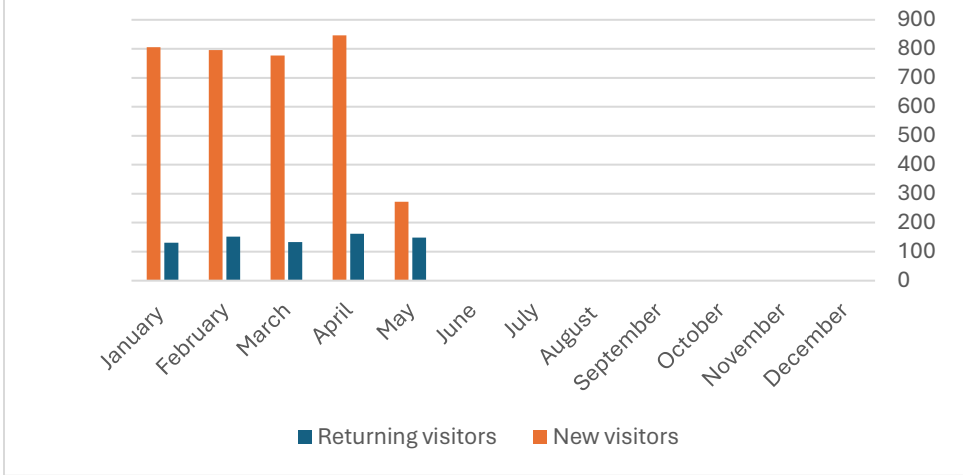
SARTA PinPoint App



## Device Used to Access PinPoint 2024



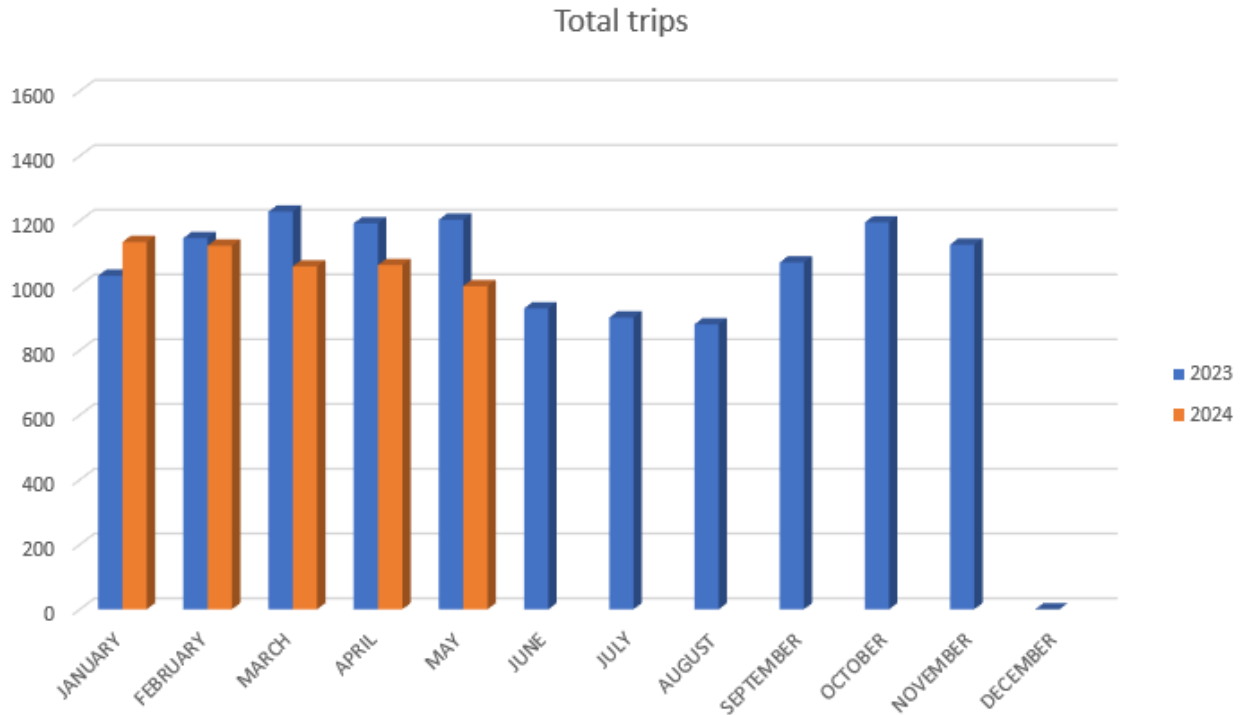
## Returning vs. New PinPoint Users 2024



## Transportation Contracts

---

SARTA's Contract Services provided 205 less rides May 2024 versus May 2023. Contract trips are down from last year due to having less contract clients.



## Community Outreach & Training

---

In the month of May, our Outreach Specialists have been working to get information out to the public about updates related to operations. Some of the things that have been done are:

- Community Outreach
  - Canton Senior Expo- Canton Cultural Arts Center
  - Goodwill Resource Fair- The Ken Weber Community Campus at Goodwill
  - Visit Canton Expo-Belden Village Mall
  - Safe Kids Day- Boys and Girls Club
  - Travel Training- Choices High School
  - Travel Training- Hope Village
  - Fine Arts Night-Clarendon Intermediate School
  - Proline Training- Jackson High School

- Healthy Habits for Life: Senior Care Access Fair-Massillon Senior Center
  - Canton McKinley Bulldogs Special Olympics- Thurman Munson Stadium
  - Travel Training- Alliance High School
  - Proline Training- Lake Commons
  - Massillon Community Safety Day- Abundant Life Christian Fellowship
  - Proline Travel Training- St. Luke Lutheran Community-Minerva
  - 5310 Conference- Kent State University at Stark
  - Veterans' Health Fair- Eric Snow Family YMCA
- Wheelchair Assessments- Stark and Wayne Counties
  - Social Media Post and Web Updates
    - Route Detours
    - SCORE Card- SARTA's new Tap Card Payment System
    - SARTA Important updates on Fare Transition
    - SARTA Next Stop Podcast

Answering questions via the phone about using SARTA services.



# Information Technology

Craig Smith  
Director



## PROJECT REPORT

May 2024

PROJECT NAME	PURPOSE	PHASE	EST. COST	% COMPLETE
<b>Installation of JRV Validators for EZFare</b>	SARTA will begin outfitting their revenue fleet with JRV validators that will authenticate SARTA riders who use the EZFare app for bus fare. Currently, riders show their phone to drivers for visual validation.	Active	\$165,000	72%
<b>Trapeze PASS/FX/BlockBuster V21 Upgrade Project</b>	Trapeze PASS/FX/BlockBuster will be upgraded as a prerequisite for Workforce Management Software (formerly Trapeze OPS).	Active	\$10,500	50%
<b>Massillon Passenger Information Sign Upgrade</b>	The passenger information signs at SARTA's new Massillon transit center are being outfitted with newest technology that will provide our riders with even more information and visual display including video.	COMPLETE	\$80,000	100%
<b>Enterprise Resource Planning Software Replacement</b>	SARTA will be replacing its current ERP system (Microsoft Dynamics GP 2016 R2) with a modern, intuitive, and customizable system. Currently, the RFP for the ERP is out, and those proposals are due by Feb. 12 <sup>th</sup> , 2024.	Active	N/A	15%

## Installation of JRV Validators for EZFare

---

**Project Description and Scope:** SARTA will begin outfitting their revenue fleet with JRV validators that will authenticate SARTA riders who use the EZFare app for bus fare. Currently, riders show their phone to drivers for visual validation in order to board the bus. This process is tedious and can lead to riders boarding with 'faked' fare, such as screen shot image or a screen recording of an old EZFare QR code.

After the JRV validators are installed, the rider will place their smartphone up to the validator's bar code scanner and it will authenticate the rider's fare and announce with a loud audio beep and a green check mark for OK, or a loud buzz and red X for Not OK. The JRV Validator will only allow those fares that are current and valid to work, thus alleviating the risk of any 'faked' or phony EZFare QR Codes.

<b>Project Approval:</b>	June 14, 2021	<b>Project Manager:</b>	Craig Smith
<b>Estimated Project Cost:</b>	\$165,000.00	(Est. planning, execution, close-out)	
<b>Est. 3 Future Yrs. Operational Cost:</b>			
<b>Execution Project Cost:</b>	\$165,000.00	<b>Execution Cost to Date:</b>	\$141,369.00
<b>Execution Start:</b>	1/14/2022	<b>Execution End:</b>	04/02/2024
<b><u>Funding Source for Project Cost</u></b>		<b><u>Vendor(s)</u></b>	
Federal award	100%	Masabi	\$137,000.00
Local match	0%	Morrison Custom Welding	\$4,369.00

**Project Status:** The installation of the production Masabi JRV has begun and to date we have sixty-seven (67) JRVs installed on buses in the SARTA fleet. We did not meet the goal of installing all of the fleet in 2023 due to the delay in receiving the new buses. In 2024, we have begun receiving the new buses, and will continue installing the JRVs as the new buses roll in.

## Trapeze PASS/FX/BlockBuster Version 21 Upgrade Project

---

**Project Description and Scope:** SARTA utilizes the software package Trapeze PASS/FX for its paratransit, demand response scheduling and FX/BlockBuster for fixed route scheduling. This software is critical for many of SARTA operations such as, client management, ride scheduling and efficiency. SARTA has used this software to minimize operating costs and providing excellent, responsive service. It is also the platform that allows SARTA to provide online trip booking, real-time scheduling, and service dispatching.

<b>Project Approval:</b>	12/25/2023	<b>Project Manager:</b>	Craig Smith
<b>Estimated Project Cost:</b>	\$10,500	(Est. planning, execution, close-out)	
<b>Est. 3 Future Yrs. Operational Cost:</b>			
<b>Execution Project Cost:</b>	\$0.00	<b>Execution Cost to Date:</b>	\$0.00
<b>Execution Start:</b>	2/24/2024	<b>Execution End:</b>	TBD
<b><u>Funding Source for Project Cost</u></b>		<b><u>Vendor(s)</u></b>	
Federal award	80%	Trapeze Group – Software vendor	
Local match	20%		

**Project Status:** SARTA IT will begin working with Trapeze Group for the next several months to begin the upgrade of several Trapeze modules. The need to upgrade comes from the on-boarding of the new Workforce Management software (formerly Trapeze OPS) in which the upgrade to version 21 is necessary. We have begun the process of creating new servers and will be installing the new software for all ten (10) Trapeze modules that need to be upgraded.



## Massillon Passenger Information Sign Project

---

**Project Description and Scope:** SARTA's brand new Massillon Transit Center will come online in March 2024. As one of SARTA's popular transit hubs it was necessary passengers even more information. SARTA chose to purchase MPTV EX37sw from Message Point Media. These displays are the next generation and a powerful content management system that integrate with a wide variety of different software systems and web services. These signs were purchased for Massillon Transit Center back in 2022.

<b>Project Approval:</b>	10/25/2021	<b>Project Manager:</b>	Craig Smith
<b>Estimated Project Cost:</b>	\$80,000	(Est. planning, execution, close-out)	
<b>Est. 3 Future Yrs. Operational Cost:</b>			
<b>Execution Project Cost:</b>	\$80,000	<b>Execution Cost to Date:</b>	\$80,000
<b>Execution Start:</b>	01/21/2024	<b>Execution End:</b>	03/08/2024
<b><u>Funding Source for Project Cost</u></b>		<b><u>Vendor(s)</u></b>	
Federal award	80%	Message Point Media	
Local match	20%	Avail Technologies	

**Project Status:** This project will be completed by March 2024, all six (6) signs will be provisioned by SARTA IT. The signs were installed by the contractor on the project. SARTA IT will work with sign manufacturer to finish the configuration of each sign. SARTA's Marketing department will be providing the content for the screens, along with the route information.

# Enterprise Resource Planning Software Replacement

---

**Project Description and Scope:** SARTA will be replacing its current ERP system (Microsoft Dynamics GP 2016 R2) with a modern, intuitive, and customizable system.

<b>Project Approval:</b>	10/25/2023	<b>Project Manager:</b>	Craig Smith
<b>Estimated Project Cost:</b>	N/A	(Est. planning, execution, close-out)	
<b>Est. 3 Future Yrs. Operational Cost:</b>			
<b>Execution Project Cost:</b>	N/A	<b>Execution Cost to Date:</b>	N/A
<b>Execution Start:</b>	TBD	<b>Execution End:</b>	TBD
<u>Funding Source for Project Cost</u>		<u>Vendor(s)</u>	
Federal award	80%		
Local match	20%		

**Project Status:** This project is in the RFP stage. The evaluation team has scored the bids and have completed their evaluations of each bidder. We will announce the winner of the RFP very soon and hopefully we can move forward to the new software.



# Human Resources

Tammy Marie Brown  
Director

# Human Resources

As of May 31, 2024

---

## Resignations, Terminations, and Probation Releases

Retirement	Termination	Resigned
0	0	4

## Promotions

Name	Position
Michael Brand	General Accounting Manager
Christopher Tyson	Grants Manager
Tiffany Slingluff	Road Supervisor

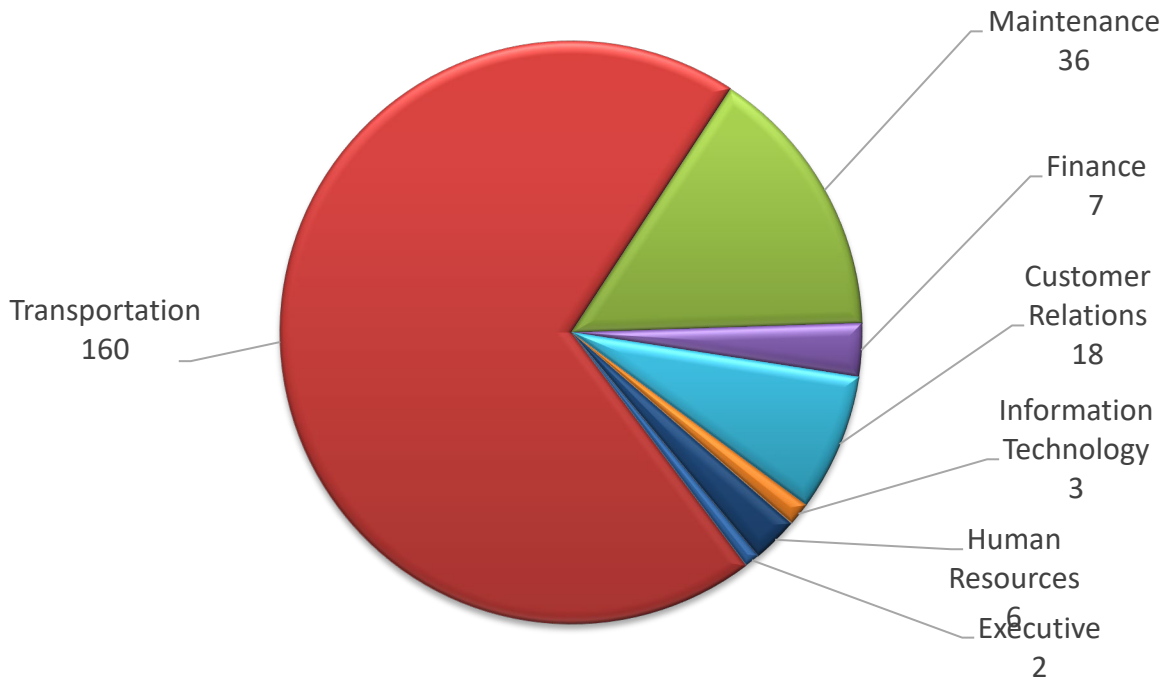
## Current Openings

Position	Status
Maintenance Technician C	Orientation 6/3/2024
Grants Administrator	Orientation 6/17/2024
Buildings and Grounds Technician	Posting Ends 6/23/2024
Student Intern (x2)	Interviews Concluded

## Current Staffing

Employees			
Department	Non Bargaining	Bargaining	Total
Executive	2	0	2
Transportation	19	141	160
Maintenance	12	24	36
Finance	7	0	7
Customer Relations	18	0	18
Information Technology	3	0	3
Human Resources	6	0	6
<b>Total</b>	<b>67</b>	<b>165</b>	<b>232</b>

## Workforce Breakdown



## FMLA / Short-Term Disability

FMLA/Continuous Leave/Transitional work

- 0 on transitional work
- 7 employees on FMLA continuous leave
- 15 employees on FMLA intermittent leave
- 6 employees on Short-Term Disability

---

## General Human Resources Functions

- SARTA's HR department currently has an RFP for Insurance Brokerage Services for Medical, Prescription, Life, Admin Vision, and Admin Dental lines. The RFP closes on 6/27 with an anticipated award date occurring in July. Your involvement and understanding of this process are vital to our success.
- Drug/Alcohol/Physicals and Vending RFPs posted.
- SARTA Partnered with East Central Ohio Habitat for Humanity for a "SARTA Service Day" to clean and repair the Southeast Community Playground to help prepare for the "Summer Kickoff" and "Church at the Park" Events.





- SARTA celebrated Administrative Professionals Day by organizing an Appreciation Event for our administrative staff.



- SARTA's Stuff the Bus event collected and delivered 10,332 lbs of food!





- SARTA's food drive provided over 1000 meals for the community by gathering \$510 and 252.6 lbs of food!



---

## Training

- 1 New Mechanic will begin training for his CDL next week.
- CPR training continues for all drivers who expire this calendar year.
- Annual refresher training for all drivers has begun and will continue throughout the rest of the year.





# For Your Information



## **Perrone Robotics to Retrofit Fleet of Transit Buses for Autonomy in Ohio with CALSTART and Ohio transit agencies under U.S. DOT SMART Grants Program**



# CALSTART and Transit Partners Among Grant Recipients in \$100 Million SMART Grants Program for SMART Rider Proposal

The funding will be used to retrofit transit buses in Ohio with anti-collision vehicle technology from Perrone Robotics to create a safer transit experience.

Pasadena, CA – CALSTART, a global clean transportation nonprofit, has been selected as one of the 34 grant awardees in the Strengthening Mobility and Revolutionizing Transportation (SMART) Grants Program released by the U.S. Department of Transportation for its proposal *SMART Rider: Advanced Safety Technologies for Transit*. The Bipartisan Infrastructure Law established the SMART program with \$100 million appropriated annually for fiscal years 2022–2026. CALSTART and partners will receive \$1.98 million in federal funds for the SMART Rider project.

According to the National Highway Traffic Safety Administration, 94 percent of serious crashes are due to human error, and an estimated 60 percent of crashes resulting in injury or death could have been avoided with the use of advanced vehicle safety technologies according to the National Safety Council. Today, the technologies are not yet available as standard features in transit vehicles, but if they were, more than 4,320 transit-related injuries could have been prevented across the United States (2022 Federal Transit Administration's National Transit Database).

SMART Rider will be a six-month pilot project (launch date: Q3 2024) that will focus on retrofitting buses with anti-collision technology to reduce the number of bus-related accidents. The primary goal of the demonstration project is to evaluate the effectiveness of transit-integrated safety technologies to prevent injuries and deaths in real-world applications and create a safer rider experience.

The Stark Area Regional Transit Authority (SARTA), leading the project, states that funding will be used to install the TONY AV Kit from Perrone Robotics on three of its buses, using light detection and ranging (lidar), radar, cameras, and other sensors to detect risks and alert drivers in potentially dangerous driving conditions. The TONY AV Kit enhances vehicle safety

collision avoidance on operating fleet vehicles. The system is expected to reduce at least 60 percent of annual transit incidents.

"We're very excited about the project because if the data demonstrates that the technology works as expected, it could lead to its widespread and perhaps universal deployment in the United States," said SARTA CEO Kirt Conrad. "That would bring us miles closer to achieving the goal of reducing the number of transit related injuries and deaths to zero."

"We're thrilled to be part of this SMART Grant award with CALSTART and transit partners in Ohio, by equipping a fleet of transit vehicles and buses with our TONY AV Kit for smarter, safer transportation on public roads. This exciting initiative marks a significant step forward in enhancing the safety and efficiency of transit operations," said Paul Perrone, Founder and CEO of Perrone Robotics, Inc.

CALSTART is pleased to work in partnership alongside SARTA and the other partners that include Butler County Regional Transit Authority (BCRTA), Western Reserve Transit Authority (WRTA), NEORide, and the Ohio Transit Risk Pool (OTRP), along with industry partners Perrone Robotics and the International Transportation Learning Center (ITLC). All three transit agencies are partners of NEORide, a Council of Governments consisting of 25 transit agencies across five states.

"We are pleased to be part of this innovative new project to increase the safety of public transit and reducing transit related injuries," said Katherine Conrad, Executive Director of NEORide. "Our partnership with CALSTART, Ohio Transit Risk Pool and our transit members has brought forth a unique opportunity to explore this state-of-the-art new technology."

The project will be conducted as a regional partnership with the three NEORide transit agencies that are all operating in areas that contain partially disadvantaged communities across Ohio, spanning 92 disadvantaged census tracts (approximately 88 percent). The primary location for the project is at SARTA in Canton, Ohio; other locations include Butler County (BCRTA) and Mahoning County (WRTA).

The deployment of advanced vehicle safety technologies will result in measurable improvements for transit safety and help to reduce accidents. The communities will benefit

emissions from traditional buses and workforce development opportunities in transit-related jobs.

"Safety is the No.1 priority for transits across the U.S. This regional partnership provides investments in commercially available technologies focused on increasing safety and the public's trust in transit, which helps to further the reduction of greenhouse gas emissions through increased ridership and reduction in single occupant vehicle use," said Maureen Marshall, Senior Director, Midwest Region, CALSTART. "With the support of our project partners, CALSTART is changing the transportation narrative for commuters across Ohio."

For more information on CALSTART's current and upcoming initiatives, [visit the website](#) today.

### **About CALSTART**

*A mission-driven, industry organization focused on transportation decarbonization and clean air for all, CALSTART has offices in California, Colorado, Florida, Michigan, New York, and Europe. CALSTART is uniquely positioned to build the national clean transportation industry by working closely with its member companies and building on the lessons learned from the major programs it manages for the State of California. CALSTART has more than 280 member companies and manages more than \$500 million in vehicle incentive and technical assistance programs in the United States.*

<	<b>Leading the Way: Perrone Robotics' Approach to Automated Vehicle Deployment</b>	>
	<b>Perrone Robotics to deploy fleet of Autonomous Ford E-Transit vans for Detroit's 'Connect' program, a two-way 10-mile autonomous vehicle shuttle route</b>	



Headquarters



By using this website, you agree to our use of cookies to provide you with a great experience and to help our website run effectively.

Suite 106

Charlottesville, Virginia 22911

[contact@perronerobotics.com](mailto:contact@perronerobotics.com)

[434-260-8550](tel:434-260-8550)

Perrone Robotics, Inc. Copyright 2024. All rights reserved. TONY and MAX are patented in the U.S. (9,195,233, 9,833,901, 10,331,136, 10,379,007, 11,280,704, 11,314,251, 11,782,442) and Canada (2643378). TONY and MAX have additional patents pending. MAX, Perrone Robotics, TONY, and Mobility of People and Things are registered trademarks of Perrone Robotics.

[Privacy Policy.](#)

[Terms of Use.](#)

By using our website, you agree to our use of cookies. We use cookies to provide you with a great experience and to help our website run effectively.

## ALLIANCE

# 'Alliance does care': Mayor pitches a new homeless shelter



**Benjamin Duer**

Canton Repository

Published 8:02 a.m. ET June 4, 2024

**ALLIANCE** – The city seems ready to tackle its surging homeless situation.

Mayor Andy Grove told City Council on Monday night that his administration is meeting with an Akron firm to discuss a potential 40- to 50-bed homeless shelter in downtown Alliance. The firm, TC Architects, has experience in municipal and residential projects like this, he said.

The unsheltered population – people who live outside – has been growing steadily in the Alliance area. It has surged at different times, and is currently.

**Alliance police arrest homeless: 'Where do you go?':** Woman arrested in homeless camp asks what she's to do

Grove praised agencies and ministries, including YWCA Alliance, Clothed In Righteousness and Salvation Army, for caring for the homeless and unsheltered. He also said the city has a partnership with SARTA to provide transportation and take individuals to Canton shelters, if desired.

"Alliance does care, and we want to take care of them," he said.

Grove said the proposal would be to renovate one of the city's empty downtown buildings into a fully functional shelter, with a third party managing it. He said the city does not want to run or manage the shelter but it does want to provide more temporary beds.

**More on the street in Carnation City:** Homelessness surging in Alliance as city sees growth

His pitch for the homeless shelter follows a situation in May when Alliance Police raided a homeless camp and arrested four people. All were charged with misdemeanors and later



ined. But it left one of them, a 53-year-old woman, frustrated.

"I don't think it was right," she told The Canton Repository, which didn't identify her because the charges were misdemeanors. "Because, when you're homeless, what are you supposed to do? Where do you go? All the shelters are full. It takes two years to get into a place."

Grove said city officials and police were not "out to go after the homeless," but there are times people "break the law." He added he believes the majority of the city's unsheltered population is individuals traveling into Alliance from neighboring communities to seek services.

The city has other shelters, but space is limited.

Grove said it was a "good time for Alliance" to move in this direction and hopefully provide more beds, given the city's recent economic growth.

Councilwoman Jennifer Kiko suggested Homeless Continuum of Care of Stark County and Refuge of Hope Ministries could be additional resources for the administration. While the city administration doesn't have a representative on the Homeless Continuum board, several Alliance agencies are involved.

In other business Monday night, council authorized city officials to seek bids for garbage and curbside recycling collection after its current contact with Kimble Recycling & Waste Disposal expires June 30, 2025. The legislation calls for the city's next contract to be for five years with up to three-year renewals.

*Reach Benjamin Duer at 330-580-8567 or [ben.duer@cantonrep.com](mailto:ben.duer@cantonrep.com). On X (formerly Twitter): @bduerREP.*

## 4.2 MILLION MEALS

Provided To Our Neighbors



Thank you for supporting the Harvest for Hunger Campaign by coordinating a food and funds drive with your organization. Because of your generosity, your Akron-Canton Regional Foodbank collected enough food and funds to provide 4.2 million meals to our neighbors in local Northeast Ohio communities. Without your efforts, support, and advocacy, this wouldn't be possible, so thank you for your commitment to hunger relief. On May 31st, the Foodbank and community members came together to celebrate this milestone at the Harvest for Hunger Wrap Up Celebration. The event was a day filled with celebratory networking, fun carnival food and games, including a high striker to emphasize meals raised, and magic tricks from magician Chris Woodman. Helping neighbors does not change the whole world, but it could change the world for our neighbors, and that's what matters most. Thank you! As always, reach out if you ever need anything. I'd be happy to help and stay connected!



All the best,

*Evahanna Cruz*

Evahanna Cruz

Corporate Engagement Coordinator

(E) [ecruz@acrfb.org](mailto:ecruz@acrfb.org) | (P) 330.777.7585

*Ebony,*

*It's been such a pleasure working with you and getting to know you! The Foodbank is so grateful for our partnership and SARTA's passion for supporting local hunger relief! Alex and I are so thankful for you and your team!*

she  
ELEVATES

Thank you so much for your  
continued support of SheElevates.  
We appreciate you.

Sincerely,  
Dolores Pressley +  
The SheElevates Team



# Resolutions