

June 24, 2026, at 5:00 PM



# STARK AREA REGIONAL TRANSIT AUTHORITY

BOARD OF TRUSTEES  
MEETING

**Stark Area Regional Transit Authority**  
**Board of Trustees Meeting**  
**May 27, 2026 @ 5:00 PM**  
**MINUTES**  
Regular Meeting

Mr. Blasiman called the meeting to order at 5:03 PM.

**Attendance**

**Board** (Quorum Present)

Gregory Blasiman (President), James Reinhard (Vice President), Rex Morey, NaSheka Combs-Lemon, Christopher Nichols, and Chet Warren

**Excused**

Stephen Babik, Margaret Egbert, and Myra Watkins

Mr. Warren moved to accept the excused absences. Mr. Nichols seconded the motion; the vote passed unanimously.

**Staff**

Ralph Lee (Interim CEO/Executive Director), Mark Finnicum (Chief Operations Officer), Craig Smith (Director, IT), Clayton Popik (Director of Planning), Latrice Virola (Director of Customer Service), Tammy Marie Brown (Director, HR), Joe Wayne (Chief Financial Officer), and Sheila Gines (Executive Assistant)

**Other**

Andrew Burton (Schulman, Roth and Associates CO., L.P.A.), Robert Wang (The Repository), and Makenzie Threm

---

**Approval/Correction of Minutes**

*March 25, 2026, is the correct date of the board meeting and minutes, not March 27, 2026. The minutes stand approved as stated, amended.*

*April 22, 2026 – Regular Meeting*

*The minutes of April 22, 2026, were presented, and it was noted that at the finance committee meeting, Mr. Finnicum was in attendance; Mr. Nichols was not.*

*The correct spelling is "Senator Husted," not "Senator Houston," in the Executive Director/CEO Communications & Updates section.*

Mr. Morey moved to adopt the minutes as amended. Ms. Lemon-Combs seconded the motion. The vote passed unanimously.

## Board Committee Communication & Updates

- Mr. Reinhard reported that the Finance Committee meeting that took place at 4 PM was also attended by Mr. Blasiman, Ms. Egbert, Mr. Lee, Mr. Wayne, and Mr. Finnicum. Mr. Wayne presented the April Financials and reviewed the cash flow projections. The projection showed that SARTA should receive close to \$4 million in Federal funds in August, bringing the agency's cash to a more normal level. He also went over the main points of the recently completed audit for fiscal year 2025.

## Departmental Reports

- **Transportation & Maintenance**
  - Ridership on both fixed-route services and Proline continues to increase.
  - HR is close to achieving full staffing, which will help reduce overtime and minimize the need for operators to work on their days off.
  - We continue to develop a technician apprenticeship program to prepare students for immediate employment at SARTA after graduation.
  - H2 Technicians completed a four (4) day diagnostic training on the Ballard Fuel Cell to support our New Flyer bus purchase.
  - Hydrogen compression was unavailable for one (1) week in April because of a flow issue.
- **Finance**
  - Mr. Wayne reviewed the 13-week rolling cash forecast. On May 27, SARTA received approximately \$336,000 in PM funds from the FTA. Significant additional FTA funding is not expected until the second half of August. Federal and state grant funding has been slower than last year, constraining cash flow in the first half of 2026. SARTA has drawn about \$1.9 million from cash reserves to date. However, SARTA is projected to end the year with a cash balance equal to its beginning-of-year balance.
  - We reviewed two income statements: April 2026 Budget vs. Actual and April 2026 Year-over-Year comparisons.
  - SARTA is performing well against budget, with operating expenses below budget by \$380,709 for April and \$874,489 year-to-date. Sales tax revenue exceeded the budget by \$108,819 for April and \$162,857 year-to-date.
  - Operating grants and reimbursements are unfavorable to budget \$1,056,353 for April 2026 and \$3,772,071 for the four months ended April 30, 2026.
  - Year-over-year, operating expenses were \$394,979 lower than April 2025 and \$95,113 lower for the four months ending April 30, 2025.

- Sales tax revenue was favorable by \$704,881 for April and \$565,739 year-to-date compared to the same periods in 2025.
  - Operating grants and reimbursements were \$2,464,471 lower than April 2025 and \$3,491,343 lower than the first four months of 2025.
  - Due to the timing of operating grants and reimbursements, SARTA reported a net loss before capital grants of \$1,073,239 for the month and \$3,184,680 year-to-date. Operating losses are expected to improve beginning in August 2026 as grant revenues are received.
  - Mr. Wayne reported that he and Ralph met with two banks in the past three weeks to discuss securing a \$5,000,000 line of credit to manage cash flow fluctuations.
  - Mr. Wayne noted that other local government agencies are also securing working capital facilities as federal funding has become less predictable.
- **Planning**
    - We are finalizing the hillside driveway project specifications with Bowen. Work is expected to begin within the next two (2) months.
    - We met with Visit Canton, which has transportation funding, to discuss how we can help with the summer tourist season.
    - We will follow up with the Lake Township Chamber to address community service needs and determine how best to support Hartville and the Lake Township Community.
    - We are collaborating with Go Grow to develop a long-term roadmap that will help SARTA achieve financial stability, strengthen community engagement, support workforce development, and increase ridership through innovative service strategies.
    - We are accepting proposals for construction management services that include a field representative to oversee the project according to our specifications.
    - We continue to work with FTA to secure funding and ensure timely approval and availability.
    - The 5310 Enhanced Mobility of Seniors and Individuals with Disabilities began with a public meeting. Applicants can use these funds to purchase vehicles or cover operating costs.
    - We submitted the BUILD Grant on February 24<sup>th</sup>. This grant is fully (100%) funded by federal dollars and will go toward renovating the Cornerstone Transit Center in downtown Canton.

- **Customer Relations**
  - Ms. Virola stated that Customer Relations will focus on social media to share community event information across Stark County and highlight how SARTA can provide transportation.
  - In April, the Customer Relations department attended many events to discuss SARTA services with the different groups.
  - The third-quarter marketing strategy will highlight the ripple effect of public transit on SARTA service usage and the potential impact if it were unavailable.
  
- **Information Technology**
  - The audit identified three (3) findings: 1. The cybersecurity program requires enforcement. 2. Multi-factor authentication was not implemented in GP due to outdated software, which is rectified with our updated software, Infor. 3. Password parameters must be upgraded.
  - The Enterprise Resource Planning software, Infor, was implemented on time and within budget. After one month of use, no issues have been reported. The next step is to integrate Centage budgeting software into Infor over the coming months.
  - Trapeze Workforce Management remains on schedule to go live early next month. This implementation will enable SARTA to respond more effectively to daily events and real-time changes.
  
- **Human Resources**
  - Ms. Brown informed the Board that an employee satisfaction pulse survey was completed. Multiple Townhall Meetings will be held to review the results with employees.
  - HR is interviewing candidates for four (4) Non-CDL positions.
  - We are exploring options to conduct CDL testing onsite at SARTA.
  - SARTA has withdrawn from HealthTP membership, effective January 1, 2027, and will transition to using a broker.
  - Ms. Brown reported that Labor Management meetings are progressing well. Current key topics include strict requirements regarding sleep apnea.
  
- **Executive Director/CEO Communications & Updates**
  - Mr. Duncan McMillan from the office of Senator Huston came for a short visit and tour.
  - Attended a color presentation for the Health Transit Pool of Ohio, led by Matt Van Thuyne.
  - Continuing to build and strengthen professional relationships.

- Re-evaluated SARTA's levy efforts. Sent letters to the SARTA Family and Residents of Stark County. Mr. Lee will continue to meet with Citizens for SARTA to ensure the levy passes.
- Mr. Finnicum and I spoke with William Whittenberger, Linda Buckosh, and Jing Lyon about the Ohio Fuel Cell & Hydrogen Coalition.
- Participated in a SMART Grant Teams Meeting with Kathrine Conrad to discuss the PRI contract.
- The Executive Team met with the Security Team to strengthen cohesion within SARTA.

### **Resolutions**

#### **#17 – A Resolution To Authorize The Executive Director/CEO To Enter Into An Agreement With Richard L. Bowen & Associates For Task Order 25 – Hillside Driveway**

Ms. Combs-Lemon moved to adopt the resolution. Mr. Morey seconded the motion; the vote passed unanimously.

#### **The Executive Session began at 6:10 PM and ended at 6:47 PM.**

Mr. Blasiman called for an Executive Session for:

- Appointment, employment, dismissal, discipline, promotion, demotion, or compensation of a public employee.

### **Adjournment**

Mr. Warren moved to adjourn the meeting at 6:48 PM. Mr. Nichols seconded. The meeting adjourned at 6:48 PM.

# Transportation & Maintenance

Mark Finnicum  
Chief Operations Officer



STARK AREA REGIONAL TRANSIT AUTHORITY  
TRANSPORTATION DEPARTMENT

May 2026

Submitted by: Mark Finnicum

- Ridership on both fixed route and paratransit services declined slightly, partly due to the Memorial Day holiday.
- The MOU with the Stark County Sheriff's office was not approved and will not proceed.
- Thanks to HR we are nearing full staffing, which will help reduce overtime and limit operators from being required to work on their days off.
- An alternative drop-off location has been arranged with Akron Metro in case their union issues a strike notice. SARTA will not use the Akron transit station until it reopens.
- Proline Plus will begin offering limited Saturday service starting in July.

## SARTA RIDERSHIP REPORT

May 2026

2026 Operating Days 21 Weekdays, 5 Saturdays

2025 Operating Days 21 Weekdays, 5 Saturdays

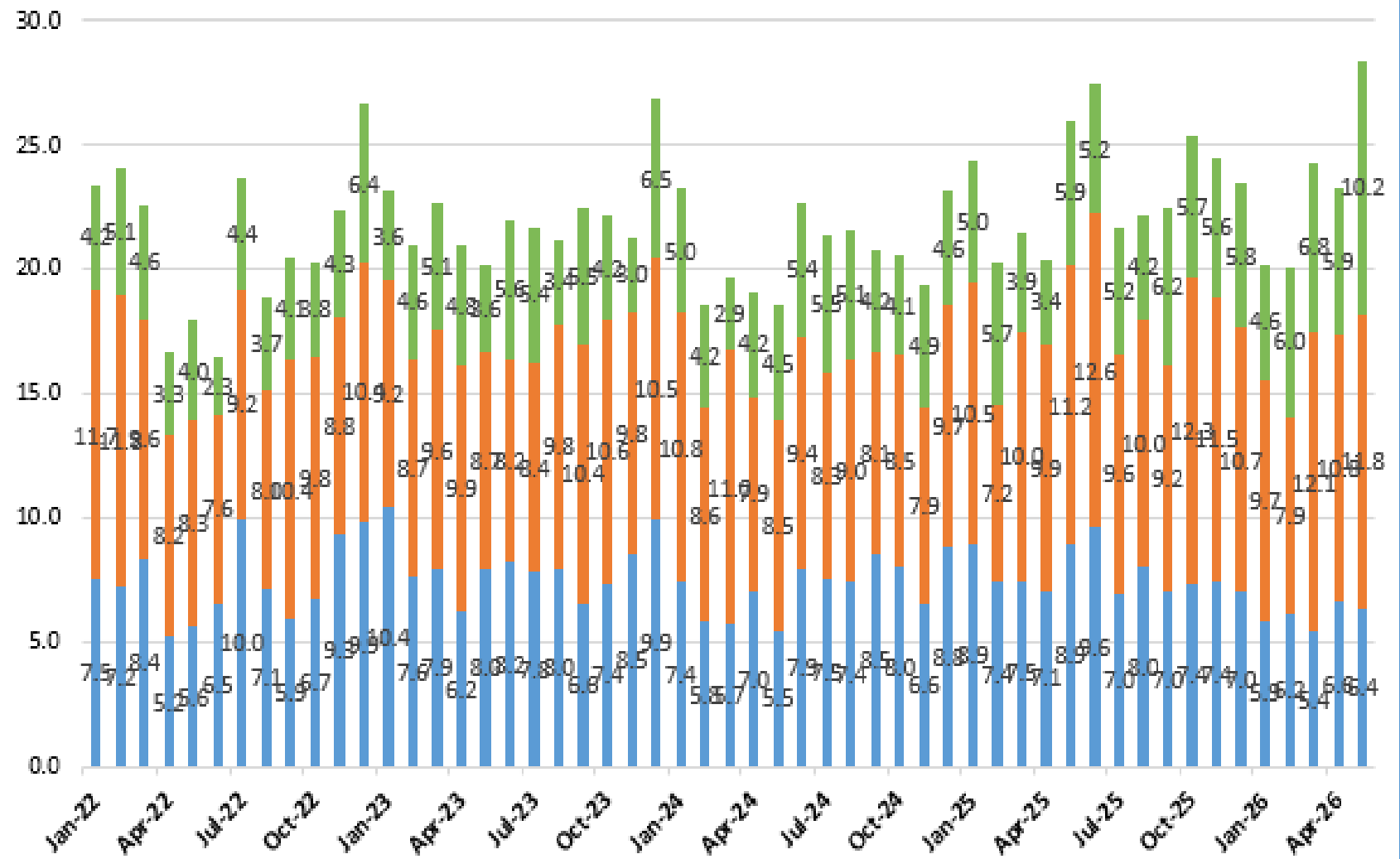
<b><i>Ridership</i></b>	<b>CURRENT MO.</b>				<b>YTD</b>			
	<b>2026</b>	<b>2025</b>	<b>change</b>	<b>%</b>	<b>2026</b>	<b>2025</b>	<b>change</b>	<b>%</b>
Fixed Route	116,190	111,634	4,556	4.08%	555,690	536,251	19,439	3.62%
Other Revenue	770	550	220	100.00%	3,833	2,859	974	100.00%
Paratransit	6,330	6,519	-189	-2.90%	31,941	35,734	-3,793	-10.61%
CS-Out of county	0	0	0	100.00%	0	0	0	100.00%
<b>Total</b>	<b>123,290</b>	<b>118,703</b>	<b>4,587</b>	<b>3.86%</b>	<b>591,464</b>	<b>574,844</b>	<b>16,620</b>	<b>2.89%</b>

<b><i>Vehicle Operations</i></b>	<b>CURRENT MO.</b>				<b>YTD</b>	<b>PRIOR YTD</b>		
	<b>2026</b>	<b>2025</b>	<b>change</b>	<b>%</b>	<b>2026</b>	<b>2025</b>	<b>change</b>	<b>%</b>
Fixed Route	183,547	189,174	-5,627	-2.97%	916,980	952,147	-35,167	-3.69%
Other Revenue	1,541	1,502	39	100.00%	7,941	7,593	348	100.00%
Fixed Deadhead	8,734	8,636	98	1.13%	42,882	43,879	-997	-2.27%
Paratransit	64,547	58,973	5,574	9.45%	323,028	342,515	-19,487	-5.69%
CS-Out of county	0	0	0	100.00%	0	0	0	100.00%
Para Deadhead	8,617	8,976	-359	-4.00%	41,022	52,694	-11,672	-22.15%
<b>Total</b>	<b>266,986</b>	<b>267,261</b>	<b>-275</b>	<b>-0.10%</b>	<b>1,331,852</b>	<b>1,398,828</b>	<b>-66,976</b>	<b>-4.79%</b>

<b><i>Hours</i></b>	<b>CURRENT MO.</b>				<b>YTD</b>			
	<b>2026</b>	<b>2025</b>	<b>change</b>	<b>%</b>	<b>2026</b>	<b>2025</b>	<b>change</b>	<b>%</b>
Fixed Route	11,576	11,608	-32	-0.28%	57,134	58,095	-961	-1.65%
Other Revenue	73	32	41	100.00%	265	160	105	100.00%
Paratransit	3,579	3,524	55	1.56%	18,166	19,637	-1,471	-7.49%
CS-Out of county	0	0	0	100.00%	0	0	0	100.00%
<b>Total</b>	<b>15,228</b>	<b>15,164</b>	<b>64</b>	<b>0.42%</b>	<b>75,565</b>	<b>77,892</b>	<b>-2,327</b>	<b>-2.99%</b>

# PROLINE INFRACTIONS DARA - PER 1000 ATTEMPTS

■ NO SHOW - RATE    ■ LATE CANCEL - RATE    ■ CANCEL AT THE DOOR - RATE



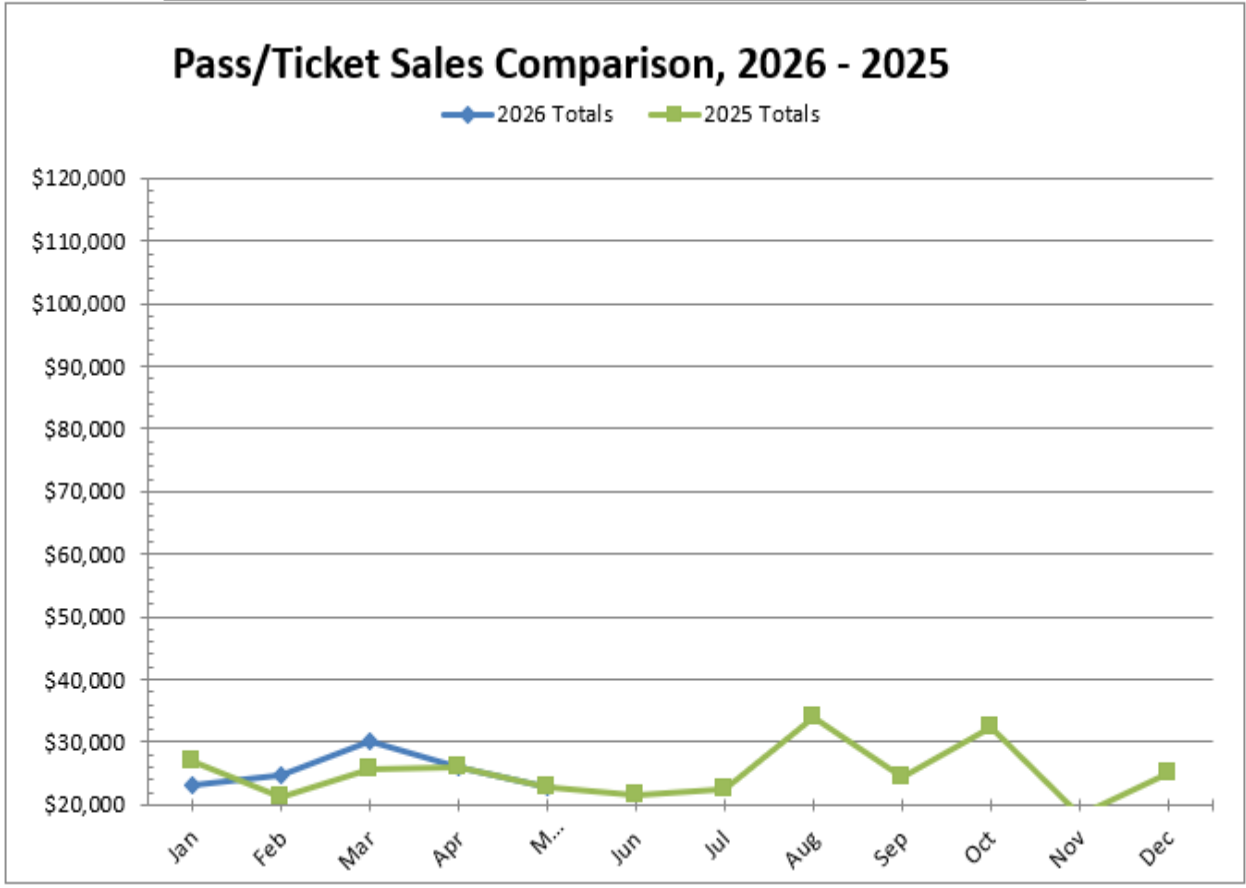
## 2026 Proline "Shared Ride" Service Statistics

Month	Trips Scheduled	Advanced Cancels	Same Day Cancels	No - Shows	Late Cancels	Cancels at the Door	Total Performed Trips	Vehicle Miles	Miles per Trip
January	6,296	1,011	526	37	61	29	4,632	65,786	14.20
February	6,169	708	404	38	49	37	4,933	69,242	14.04
March	6,866	831	484	37	83	47	5,384	76,518	14.21
April	6,972	883	432	46	75	41	5,495	78,667	14.32
May	6,272	782	462	40	74	64	4,850	72,995	15.05
June	-	-	-	-	-	-	-	-	0.00
July	-	-	-	-	-	-	-	-	0.00
August	-	-	-	-	-	-	-	-	0.00
September	-	-	-	-	-	-	-	-	0.00
October	-	-	-	-	-	-	-	-	0.00
November	-	-	-	-	-	-	-	-	0.00
December	-	-	-	-	-	-	-	-	0.00
<b>Year to Date Totals</b>	<b>32,575</b>	<b>4,215</b>	<b>2,308</b>	<b>198</b>	<b>342</b>	<b>218</b>	<b>25,294</b>	<b>363,208</b>	<b>14.36</b>

### Proline "Shared Ride" Service Statistics for the month of

Month	Trips Scheduled	Advanced Cancels	Same Day Cancels	No - Shows	Late Cancels	Cancels at the Door	Total Performed Trips	Vehicle Miles	Miles per Trip
May	6,272	782	462	40	74	64	4,850	72,995	15.05

Pass/Ticket Sales Comparison, 2026 - 2025				
2026	2026 Totals	2025	2025 Totals	Percent changed
Jan	\$23,193.29	Jan	\$27,086.00	-14.37%
Feb	\$24,603.30	Feb	\$21,117.00	16.51%
Mar	\$30,237.70	Mar	\$25,658.80	17.85%
Apr	\$26,128.56	Apr	\$26,145.55	-0.06%
May	\$22,939.35	May	\$22,690.30	1.10%
Jun		Jun	\$21,630.20	
Jul		Jul	\$22,512.50	
Aug		Aug	\$33,824.27	
Sep		Sep	\$24,471.21	
Oct		Oct	\$32,231.55	
Nov		Nov	\$18,378.00	
Dec		Dec	\$25,198.00	
Year-to-Date	\$127,102.20	Year-to-Date	\$122,697.65	3.59%



<b>Stark State College</b>				
	2026	2025	Change	
	<b>System Wide</b>	<b>System Wide</b>	<b>System</b>	<b>%</b>
January	1,791	1,268	523	41.25%
February	1,977	1,868	109	5.84%
March	2,167	1,913	254	13.28%
April	2,261	1,978	283	14.31%
May	1,479	1,368	111	8.11%
June		1,403	1,403	-100.00%
July		1,491	1,491	-100.00%
August		1,758	1,758	-100.00%
September		2,743	2,743	-100.00%
October		2,419	2,419	-100.00%
November		1,754	1,754	-100.00%
December		1,670	1,670	-100.00%
<b>Totals</b>	9,675	8,395	1,169	13.92%

<b>Canton City Schools</b>				
	2026	2025	Change	
	<b>System Wide</b>	<b>System Wide</b>	<b>System</b>	<b>%</b>
January	3,816	1,759	2,057	100.00%
February	4,579	2,601	1,978	100.00%
March	4,771	2,974	1,797	100.00%
April	5,293	3,456	1,837	100.00%
May	5,052	3,313	1,739	100.00%
June		2,591	2,591	100.00%
July		2,213	2,213	100.00%
August		2,484	2,484	100.00%
September		4,120	4,120	100.00%
October		4,413	4,413	100.00%
November		3,419	3,419	100.00%
December		3,626	3,626	100.00%
<b>Totals</b>	23,511	14,103	7,669	100.00%

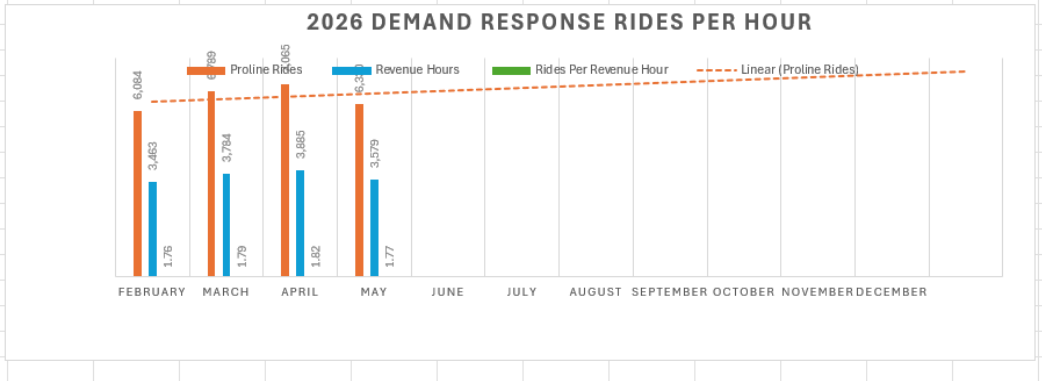
## 2026-2025 Month to Month Ridership by Route

Route	May 2026	May 2025	Difference	Percentage Change
4	0	296	-296	-100.00%
45	1,938	2,230	-292	-13.09%
81	6,669	6,577	92	1.40%
101	5,008	4,813	195	4.05%
102	20,994	20,524	470	2.29%
103	3,127	3,920	-793	-20.23%
105	9,800	8,372	1,428	17.06%
106	8,469	7,344	1,125	15.32%
107	4,087	3,589	498	13.88%
108	5,375	5,030	345	6.86%
110	7,053	6,075	978	16.10%
111	3,891	4,206	-315	-7.49%
113	3,116	3,433	-317	-9.23%
114	2,037	1,685	352	20.89%
117	4,603	4,547	56	1.23%
118	2,842	2,412	430	17.83%
119	5,080	4,400	680	15.45%
121	1,661	1,799	-138	-7.67%
124	1,396	1,424	-28	100.00%
125	1,713	1,739	-26	-1.50%
126	1,165	1,062	103	9.70%
128	1,726	1,984	-258	-13.00%
130	2,418	1,103	1,315	100.00%
131	3,856	4,083	-227	100.00%
132	0	1,129	-1,129	-100.00%
139	7,874	6,778	1,096	16.17%
151	0	0	0	0.00%
152	0	0	0	0.00%
153	0	0	0	0.00%
157	0	0	0	0.00%
158	0	0	0	0.00%
<b>Total</b>	<b>115,898</b>	<b>110,554</b>	<b>5,344</b>	<b>4.83%</b>

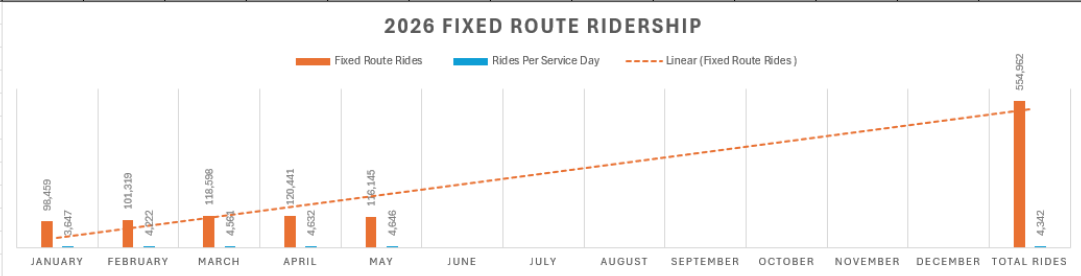
## 2026-2025 Year to Date Ridership by Route

Route	May 2026	May 2025	Difference	Percentage Change
4	463	1,133	-670	-59.14%
45	10,920	10,834	86	0.79%
81	32,019	31,932	87	0.27%
101	21,836	23,244	-1,408	-6.06%
102	97,546	95,269	2,277	2.39%
103	17,302	20,527	-3,225	-15.71%
105	42,745	38,605	4,140	10.72%
106	40,172	34,284	5,888	17.17%
107	18,585	17,295	1,290	7.46%
108	27,205	22,349	4,856	21.73%
110	33,374	32,054	1,320	4.12%
111	18,582	19,997	-1,415	-7.08%
113	18,487	15,557	2,930	18.83%
114	10,654	8,655	1,999	23.10%
117	22,517	22,085	432	1.96%
118	13,928	12,184	1,744	14.31%
119	24,121	21,674	2,447	11.29%
121	8,373	8,822	-449	-5.09%
124	6,654	7,367	-713	100.00%
125	8,421	8,135	286	3.52%
126	5,484	5,209	275	5.28%
128	8,667	8,038	629	7.83%
130	10,335	5,261	5,074	96.45%
131	18,375	19,878	-1,503	-7.56%
132	0	6,023	-6,023	-100.00%
139	34,370	34,473	-103	-0.30%
151	0	706	-706	-100.00%
152	0	736	-736	-100.00%
153	0	661	-661	-100.00%
157	0	259	-259	-100.00%
158	0	264	-264	-100.00%
<b>Total</b>	<b>551,135</b>	<b>533,510</b>	<b>17,625</b>	<b>3.30%</b>

2026 Proline Rides Per Hour												
	January	February	March	April	May	June	July	August	September	October	November	December
Proline Rides	5,673	6,084	6,789	7,065	6,330							
Revenue Hours	3,455	3,463	3,784	3,885	3,579							
Rides Per Revenue Hour	1.64	1.76	1.79	1.82	1.77							



2026 Fixed Route													
	January	February	March	April	May	June	July	August	September	October	November	December	Total Rides
Fixed Route Rides	98,459	101,319	118,598	120,441	116,145								554,962
Rides Per Service Day	3,647	4,222	4,561	4,632	4,646								4,342

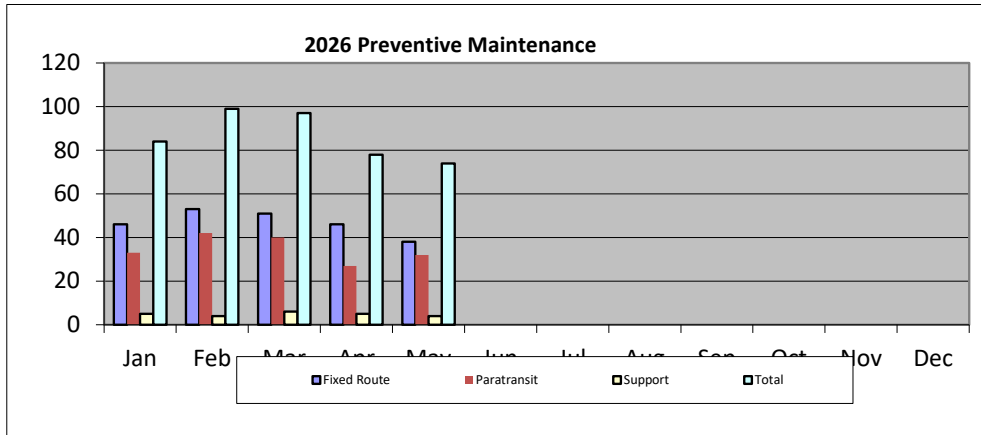


STARK AREA REGIONAL TRANSIT AUTHORITY  
MAINTENANCE DEPARTMENT  
May 2026  
Submitted by: Mark Finnicum

- Labor Management met to review the apprenticeship program. Both sides feel that this will provide an additional avenue for hiring technicians.
  - Maintenance has identified recurring overheating issues with the 2023 Eh vans. To address this, the vans will operate at high idle when not in drive, and a high idle harness will be installed.
  - Two (2) Ford U4X vans ordered in 2024 have been delivered and are scheduled for Avail software installation.
  - After receiving Gillig's quote indicating an 18 to 24 months lead time for bus production, I contacted Akron Metro and COTA about buses scheduled for retirement.
1. A total of 78 preventive maintenance inspections were completed.
    - 38 Fixed Route Buses
    - 32 Paratransit Buses
    - 04 Support Vehicle
  2. A total of 78 wheelchair inspections were completed.
  3. There were 14 road calls.
    - 08 Fixed Route Buses – 08 Towed
    - 00 Non-Revenue Vehicle – 00 Towed
    - 06 Paratransit Buses – 06 Towed
  4. There were 121 bus exchanges performed.
  5. No job-related injuries were reported.

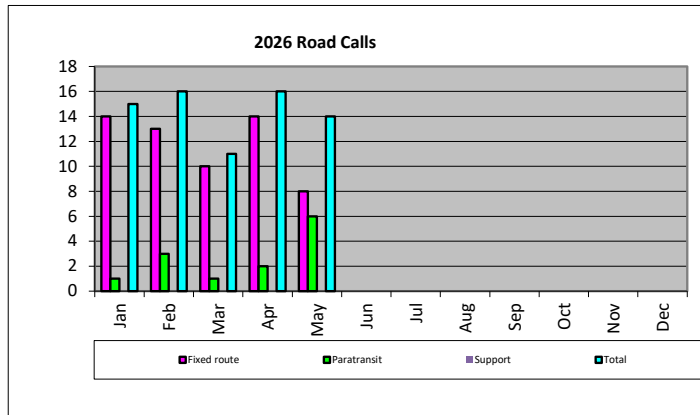
**Preventive Maintenance Inspections**

2026	Fixed Route	Paratransit	Support	Total
Jan	46	33	5	84
Feb	53	42	4	99
Mar	51	40	6	97
Apr	46	27	5	78
May	38	32	4	74
Jun				0
Jul				0
Aug				0
Sep				0
Oct				0
Nov				0
Dec				0



**Road calls**

2026	Fixed route	Paratransit	Support	Total
Jan	14	1	0	15
Feb	13	3	0	16
Mar	10	1	0	11
Apr	14	2	0	16
May	8	6	0	14
Jun				0
Jul				0
Aug				0
Sep				0
Oct				0
Nov				0
Dec				0



<b>2026</b>	<b>Preventive Maintenance Costs</b>	<b>Repair Costs</b>	<b>Total</b>	<b>Diesel Gallons Used 2025</b>	<b>Diesel Gallons Used 2026</b>	<b>SARTA CNG GGE Used 2025</b>	<b>SARTA CNG GGE Used 2026</b>	<b>CNG Public Use GGE 2025</b>	<b>CNG Public Use GGE 2026</b>	<b>Hydrogen Usage KG 2025</b>	<b>Hydrogen Usage KG 2026</b>
Jan	\$19,201.04	\$124,734.67	\$143,935.71	547	62	56,647	49,526	2,781	2,282	2,995	2,733
Feb	\$24,985.22	\$107,563.49	\$132,548.71	14	50	48,790	49,954	1,354	1,875	4,006	3,524
Mar	\$20,879.73	\$89,436.49	\$110,316.22	4	17	47,588	50,285	979	758	5,841	5,107
Apr	\$19,790.81	\$72,181.06	\$91,971.87	12	-	48,261	52,840	552	1,014	5,220	2,418
May	\$15,423.92	\$102,349.22	\$117,773.14	130	12	47,564	50,054	983	964	3,649	5,972
Jun				110		50,844		1,397		5,367	
Jul				144		53,791		1,849		4,443	
Aug				41		50,313		3,044		4,545	
Sep				160		50,900		1,884		3,792	
Oct				61		51,282		1,812		6,653	
Nov				85		45,728		925		3,896	
Dec				7		51,886		1,065		3,714	
<b>Total</b>	<b>\$100,280.72</b>	<b>\$496,264.93</b>	<b>\$596,545.65</b>	<b>565</b>	<b>141</b>	<b>153,025</b>	<b>252,659</b>	<b>5,114</b>	<b>6,893</b>	<b>12,842</b>	<b>19,754</b>
<i>Month Avg.</i>	<i>\$20,056.14</i>	<i>\$99,252.99</i>	<i>\$119,309.13</i>	<i>141.40</i>	<i>28</i>	<i>49,770</i>	<i>50,532</i>	<i>1,329.94</i>	<i>1,379</i>	<i>4,342</i>	<i>3,951</i>

GGE - Gasoline Gallon Equivalent

May-26										
Fleet Information				Life- to-Date Costs				Cost per Meter Unit		
Bus Number	Model Year	Fuel Type	FTA Useful Life	Mileage	Costs (PM/Repair)	Fuel Cost	Total Cost	Cost (PM/Repairs)	Fuel Cost	Total Cost per Mile
1200	2012	CNG	12 Yrs 500,000	693,982	\$ 266,455.27	\$ 366,510.93	\$ 632,966.20	\$ 0.38	\$ 0.53	\$ 0.91
1292	2012	CNG	12 Yrs 500,000	659,154	\$ 246,614.21	\$ 340,058.49	\$ 586,672.70	\$ 0.37	\$ 0.52	\$ 0.89
1293	2012	CNG	12 Yrs 500,000	753,557	\$ 260,632.26	\$ 397,263.84	\$ 657,896.10	\$ 0.35	\$ 0.53	\$ 0.87
1294	2012	CNG	12 Yrs 500,000	563,843	\$ 221,764.83	\$ 299,542.90	\$ 521,307.73	\$ 0.39	\$ 0.53	\$ 0.92
1295	2012	CNG	12 Yrs 500,000	775,860	\$ 249,855.33	\$ 400,906.91	\$ 650,762.24	\$ 0.32	\$ 0.52	\$ 0.84
1297	2012	CNG	12 Yrs 500,000	782,456	\$ 245,313.97	\$ 423,193.51	\$ 668,507.48	\$ 0.31	\$ 0.54	\$ 0.85
1298	2012	CNG	12 Yrs 500,000	714,686	\$ 264,561.80	\$ 373,345.97	\$ 637,907.77	\$ 0.37	\$ 0.52	\$ 0.89
1401	2014	CNG	12 Yrs 500,000	651,909	\$ 246,234.23	\$ 311,417.88	\$ 557,652.11	\$ 0.38	\$ 0.48	\$ 0.86
1402	2014	CNG	12 Yrs 500,000	598,441	\$ 207,810.58	\$ 285,420.02	\$ 493,230.60	\$ 0.35	\$ 0.48	\$ 0.82
1403	2014	CNG	12 Yrs 500,000	687,928	\$ 229,431.72	\$ 324,266.83	\$ 553,698.55	\$ 0.33	\$ 0.47	\$ 0.80
1404	2014	CNG	12 Yrs 500,000	298,692	\$ 177,132.92	\$ 147,358.46	\$ 324,491.38	\$ 0.59	\$ 0.49	\$ 1.09
1505	2015	CNG	12 Yrs 500,000	630	\$ 942.00	\$ 217,734.19	\$ 294,396.68	\$ 1.50	\$ 345.61	\$ 347.11
1606	2016	CNG	12 Yrs 500,000	530,654	\$ 172,974.39	\$ 252,568.82	\$ 425,543.21	\$ 0.33	\$ 0.48	\$ 0.80
1607	2016	CNG	12 Yrs 500,000	585,919	\$ 215,493.99	\$ 278,927.09	\$ 494,421.08	\$ 0.37	\$ 0.48	\$ 0.84
1608	2016	CNG	12 Yrs 500,000	575,246	\$ 207,041.06	\$ 274,977.09	\$ 482,018.15	\$ 0.36	\$ 0.48	\$ 0.84
1609	2016	CNG	12 Yrs 500,000	578,435	\$ 213,423.92	\$ 275,819.89	\$ 489,243.81	\$ 0.37	\$ 0.48	\$ 0.85
1917	2019	CNG	10 Yrs 350,000	157,470	\$ 62,298.40	\$ 83,769.82	\$ 146,068.22	\$ 0.40	\$ 0.53	\$ 0.93
2001	2020	CNG	12 Yrs 500,000	330,987	\$ 117,401.42	\$ 159,526.79	\$ 276,928.21	\$ 0.35	\$ 0.48	\$ 0.84
2223	2022	CNG	12 Yrs 500,000	203,057	\$ 62,692.27	\$ 102,740.69	\$ 165,432.96	\$ 0.31	\$ 0.51	\$ 0.81
2224	2022	CNG	12 Yrs 500,000	247,628	\$ 66,894.07	\$ 121,657.53	\$ 188,551.60	\$ 0.27	\$ 0.49	\$ 0.76
2225	2022	CNG	12 Yrs 500,000	242,316	\$ 72,119.69	\$ 125,361.16	\$ 197,480.85	\$ 0.30	\$ 0.52	\$ 0.81

2226	2022	CNG	12 Yrs 500,000	221,547	\$ 62,910.70	\$ 115,769.27	\$ 178,679.97	\$ 0.28	\$ 0.52	\$ 0.81	
2227	2022	CNG	12 Yrs 500,000	240,965	\$ 74,359.68	\$ 124,763.82	\$ 199,123.50	\$ 0.31	\$ 0.52	\$ 0.83	
2228	2022	CNG	10 Yrs 350,000	186,774	\$ 41,022.24	\$ 95,835.74	\$ 136,857.98	\$ 0.22	\$ 0.51	\$ 0.73	
2229	2022	CNG	10 Yrs 350,000	89,324	\$ 54,923.23	\$ 42,763.91	\$ 97,687.14	\$ 0.61	\$ 0.48	\$ 1.09	
2430	2024	CNG	12 Yrs 500,000	157,150	\$ 29,513.07	\$ 87,085.21	\$ 116,598.28	\$ 0.19	\$ 0.55	\$ 0.74	
2431	2024	CNG	12 Yrs 500,000	159,256	\$ 38,168.08	\$ 87,203.11	\$ 125,371.19	\$ 0.24	\$ 0.55	\$ 0.79	
2432	2024	CNG	12 Yrs 500,000	145,110	\$ 28,206.58	\$ 78,059.91	\$ 106,266.49	\$ 0.19	\$ 0.54	\$ 0.73	
2534	2025	CNG	12 Yrs 500,000	15,426	\$ 2,139.56	\$ 10,101.80	\$ 12,241.36	\$ 0.14	\$ 0.65	\$ 0.79	
2432	2024	CNG	12 Yrs 500,000	17,192	\$ 2,553.99	\$ 10,981.23	\$ 13,535.22	\$ 0.15	\$ 0.64	\$ 0.79	
2432	2024	CNG	12 Yrs 500,000	10,084	\$ 1,899.24	\$ 6,781.77	\$ 8,681.01	\$ 0.19	\$ 0.67	\$ 0.86	
Average Mileage				441,270					Avg Cost	\$ 12.40	
1610	2016	H2	12 Yrs 500,000	94,055	\$ 56,634.30	\$ 152,708.07	\$ 209,342.37	\$ 0.60	\$ 1.62	\$ 2.23	
1611	2016	H2	12 Yrs 500,000	198,882	\$ 102,743.10	\$ 256,049.73	\$ 358,792.83	\$ 0.52	\$ 1.29	\$ 1.80	
1712	2017	H2	12 Yrs 500,000	240,966	\$ 87,222.49	\$ 321,174.50	\$ 408,396.99	\$ 0.36	\$ 1.33	\$ 1.69	
1713	2017	H2	12 Yrs 500,000	193,711	\$ 94,435.71	\$ 237,119.46	\$ 331,555.17	\$ 0.49	\$ 1.22	\$ 1.71	
1715	2017	H2	12 Yrs 500,000	260,378	\$ 127,073.24	\$ 312,433.00	\$ 439,506.24	\$ 0.49	\$ 1.20	\$ 1.69	
1716	2017	H2	12 Yrs 500,000	124,110	\$ 33,704.10	\$ 129,904.69	\$ 163,608.79	\$ 0.27	\$ 1.05	\$ 1.32	
1918	2019	H2	12 Yrs 500,000	122,397	\$ 47,053.45	\$ 138,986.97	\$ 186,040.42	\$ 0.38	\$ 1.14	\$ 1.52	
1919	2019	H2	12 Yrs 500,000	115,711	\$ 37,015.82	\$ 126,338.60	\$ 163,354.42	\$ 0.32	\$ 1.09	\$ 1.41	
1920	2019	H2	12 Yrs 500,000	113,257	\$ 37,201.53	\$ 117,035.11	\$ 154,236.64	\$ 0.33	\$ 1.03	\$ 1.36	
1921	2019	H2	12 Yrs 500,000	119,205	\$ 51,419.01	\$ 129,611.45	\$ 181,030.46	\$ 0.43	\$ 1.09	\$ 1.52	
1922	2019	H2	12 Yrs 500,000	97,914	\$ 56,892.38	\$ 111,768.83	\$ 168,661.21	\$ 0.58	\$ 1.14	\$ 1.72	
2433	2024	H2	12 Yrs 500,000	24,443	\$ 9,911.82	\$ 45,915.09	\$ 55,826.91	\$ 0.41	\$ 1.88	\$ 2.28	



2332	2023	CNG	5 yrs 200,000	44,834	\$ 7,510.00	\$ 15,750.19	\$ 23,260.19	\$ 0.17	\$ 0.35	\$ 0.52
2333	2023	CNG	5 yrs 200,000	58,701	\$ 5,922.00	\$ 19,834.51	\$ 25,756.51	\$ 0.10	\$ 0.34	\$ 0.44
2334	2023	CNG	5 yrs 200,000	63,811	\$ 6,320.00	\$ 22,299.82	\$ 28,619.82	\$ 0.10	\$ 0.35	\$ 0.45
2335	2023	CNG	5 yrs 200,000	32,685	\$ 4,586.00	\$ 11,768.26	\$ 16,354.26	\$ 0.14	\$ 0.36	\$ 0.50
2336	2023	CNG	5 yrs 200,000	47,084	\$ 7,620.00	\$ 17,121.89	\$ 24,741.89	\$ 0.16	\$ 0.36	\$ 0.53
2337	2023	CNG	5 yrs 200,000	61,905	\$ 6,760.00	\$ 21,397.35	\$ 28,157.35	\$ 0.11	\$ 0.35	\$ 0.45
2338	2023	CNG	5 yrs 200,000	2,222	\$ 9,752.00	\$ 681.64	\$ 10,433.64	\$ 4.39	\$ 0.31	\$ 4.70
2339	2023	CNG	5 yrs 200,000	59,143	\$ 7,272.00	\$ 20,569.36	\$ 27,841.36	\$ 0.12	\$ 0.35	\$ 0.47
2340	2023	CNG	5 yrs 200,000	53,543	\$ 5,799.00	\$ 18,443.36	\$ 24,242.36	\$ 0.11	\$ 0.34	\$ 0.45
2341	2023	CNG	5 yrs 200,000	58,895	\$ 9,090.00	\$ 20,950.90	\$ 30,040.90	\$ 0.15	\$ 0.36	\$ 0.51
2442	2024	CNG	5 yrs 200,000	47,182	\$ 8,716.00	\$ 17,200.92	\$ 25,916.92	\$ 0.18	\$ 0.36	\$ 0.55
2443	2024	CNG	5 yrs 200,000	48,895	\$ 7,666.00	\$ 18,097.80	\$ 25,763.80	\$ 0.16	\$ 0.37	\$ 0.53
2444	2024	CNG	5 yrs 200,000	25,242	\$ 3,730.00	\$ 12,799.56	\$ 16,529.56	\$ 0.15	\$ 0.51	\$ 0.65
2445	2024	CNG	5 yrs 200,000	41,453	\$ 7,162.00	\$ 15,596.61	\$ 22,758.61	\$ 0.17	\$ 0.38	\$ 0.55
2446	2024	CNG	5 yrs 200,000	26,539	\$ 8,380.00	\$ 10,061.25	\$ 18,441.25	\$ 0.32	\$ 0.38	\$ 0.69
2447	2024	CNG	5 yrs 200,000	50,683	\$ 6,895.00	\$ 18,589.57	\$ 25,484.57	\$ 0.14	\$ 0.37	\$ 0.50
2548	2025	CNG	5 yrs 200,000	8,605	\$ 1,332.00	\$ 3,284.25	\$ 4,616.25	\$ 0.15	\$ 0.38	\$ 0.54
2549	2025	CNG	5 yrs 200,000	25,198	\$ 3,465.00	\$ 9,287.57	\$ 12,752.57	\$ 0.14	\$ 0.37	\$ 0.51
2550	2025	CNG	5 yrs 200,000	24,178	\$ 3,128.00	\$ 9,123.79	\$ 12,251.79	\$ 0.13	\$ 0.38	\$ 0.51
2551	2025	CNG	5 yrs 200,000	32,528	\$ 3,644.00	\$ 12,246.02	\$ 15,890.02	\$ 0.11	\$ 0.38	\$ 0.49
2552	2025	CNG	5 yrs 200,000	7,725	\$ 1,803.00	\$ 3,006.73	\$ 4,809.73	\$ 0.23	\$ 0.39	\$ 0.62
2553	2025	CNG	5 yrs 200,000	28,755	\$ 5,121.00	\$ 10,911.09	\$ 16,032.09	\$ 0.18	\$ 0.38	\$ 0.56
2554	2025	CNG	5 yrs 200,000	25,879	\$ 2,941.00	\$ 9,826.44	\$ 12,767.44	\$ 0.11	\$ 0.38	\$ 0.49
2555	2025	CNG	5 yrs 200,000	36,200	\$ 3,954.00	\$ 13,340.19	\$ 17,294.19	\$ 0.11	\$ 0.37	\$ 0.48
2556	2025	CNG	5 yrs 200,000	30,715	\$ 3,654.00	\$ 11,552.42	\$ 15,206.42	\$ 0.12	\$ 0.38	\$ 0.50
2557	2025	CNG	5 yrs 200,000	32,426	\$ 3,676.00	\$ 12,302.99	\$ 15,978.99	\$ 0.11	\$ 0.38	\$ 0.49
2558	2025	CNG	5 yrs 200,000	34,035	\$ 3,715.00	\$ 12,650.02	\$ 16,365.02	\$ 0.11	\$ 0.37	\$ 0.48
2559	2025	CNG	5 yrs 200,000	32,139	\$ 2,893.00	\$ 12,204.66	\$ 15,097.66	\$ 0.09	\$ 0.38	\$ 0.47
2215	2022	Gasoline	5 yrs 200,000	92,816	\$ 27,763.00	\$ 11,481.49	\$ 39,244.49	\$ 0.30	\$ 0.12	\$ 0.42
2216	2022	Gasoline	5 yrs 200,000	107,234	\$ 31,005.00	\$ 7,305.96	\$ 38,310.96	\$ 0.29	\$ 0.07	\$ 0.36
2217	2022	Gasoline	5 yrs 200,000	122,213	\$ 35,989.00	\$ 5,431.99	\$ 41,420.99	\$ 0.29	\$ 0.04	\$ 0.34
2218	2022	Gasoline	5 yrs 200,000	117,609	\$ 34,231.00	\$ 6,940.33	\$ 41,171.33	\$ 0.29	\$ 0.06	\$ 0.35
2200	2022	Gasoline	5 yrs 200,000	96,986	\$ 46,858.00	\$ 3,647.86	\$ 50,505.86	\$ 0.48	\$ 0.04	\$ 0.52
2201	2022	Gasoline	5 yrs 200,000	88,476	\$ 44,164.00	\$ 3,330.75	\$ 47,494.75	\$ 0.50	\$ 0.04	\$ 0.54
2202	2022	Gasoline	5 yrs 200,000	73,634	\$ 36,572.00	\$ 3,097.59	\$ 39,669.59	\$ 0.50	\$ 0.04	\$ 0.54
			Average Mileage	68,528					Avg Cost	\$ 0.55

# Finance

Joe Wayne  
Chief Financial Officer



**Stark Area Regional Transit Authority**  
**Statement of Revenue Expenses, and Changes In Net Position**  
**May 2026 Budget vs Actual**

	May			5 Months		
	Actual	Budget	Difference	Actual	Budget	Difference
<b>OPERATING REVENUES:</b>						
Passenger fares	\$ 83,175	\$ 88,898	\$ (5,723)	\$ 424,275	\$ 441,920	\$ (17,644)
Special transit fares	24,088	31,015	(6,927)	129,753	163,654	(33,902)
Auxiliary transportation revenues	40,008	15,799	24,209	95,602	69,375	26,226
<b>TOTAL OPERATING REVENUES</b>	<u>147,271</u>	<u>135,712</u>	<u>11,559</u>	<u>649,630</u>	<u>674,949</u>	<u>(25,320)</u>
<b>OPERATING EXPENSES:</b>						
Labor	859,254	967,903	108,649	4,440,185	4,839,513	399,328
Benefits	968,402	842,663	(125,739)	4,173,289	4,213,316	40,027
Repairs & maintenance	210,258	234,167	23,908	1,174,470	1,170,833	(3,637)
Transportation fuel	79,589	96,683	17,094	438,049	483,417	45,367
Other supplies and training	11,224	14,125	2,901	111,469	70,625	(40,844)
Services	156,135	178,625	22,490	689,930	893,125	203,195
Utilities	114,601	75,250	(39,351)	398,572	376,250	(22,322)
Casualty and liability insurance	67,480	73,333	5,854	337,398	366,667	29,269
Miscellaneous	247,706	226,350	(21,357)	913,243	1,131,798	218,555
<b>TOTAL OPERATING EXPENSES</b>	<u>4,714,650</u>	<u>4,709,099</u>	<u>(5,551)</u>	<u>12,676,606</u>	<u>13,545,543</u>	<u>868,938</u>
<b>EXCLUDING DEPRECIATION</b>	<u>2,714,650</u>	<u>2,709,099</u>	<u>(5,551)</u>	<u>12,676,606</u>	<u>13,545,543</u>	<u>868,938</u>
<b>OPERATING LOSS BEFORE DEPRECIATION</b>	<u>(2,567,379)</u>	<u>(2,573,386)</u>	<u>6,008</u>	<u>(12,026,976)</u>	<u>(12,870,594)</u>	<u>843,618</u>
<b>DEPRECIATION EXPENSE</b>	<u>747,828</u>	<u>640,833</u>	<u>(106,995)</u>	<u>3,666,192</u>	<u>3,204,167</u>	<u>(462,025)</u>
<b>OPERATING LOSS</b>	<u>(3,315,207)</u>	<u>(3,214,220)</u>	<u>(100,987)</u>	<u>(15,693,168)</u>	<u>(16,074,761)</u>	<u>381,592</u>
<b>NON-OPERATING REVENUES (EXPENSES):</b>						
Sales tax revenues	1,823,166	1,679,556	143,610	8,045,738	7,739,272	306,467
Operating grants and reimbursements	520,115	1,161,343	(641,228)	1,393,414	5,806,713	(4,413,299)
Interest income	16,096	14,583	1,513	85,786	72,917	12,870
Sales tax collection expense	(15,401)	(15,833)	433	(84,138)	(79,167)	(4,972)
Gain (loss) on disposal of capital assets	25,894	-	25,894	24,531	-	24,531
Non-transportation revenues	289,486	7,942	281,544	715,963	39,708	676,255
<b>TOTAL NON-OPERATING REVENUES (EXPENSES)-N</b>	<u>2,659,355</u>	<u>2,847,590</u>	<u>(188,235)</u>	<u>10,181,294</u>	<u>13,579,443</u>	<u>(3,398,149)</u>
<b>NET LOSS BEFORE CAPITAL GRANTS REVENUE</b>	<u>(655,851)</u>	<u>(366,630)</u>	<u>(289,222)</u>	<u>(5,511,874)</u>	<u>(2,495,317)</u>	<u>(3,016,557)</u>
<b>CAPTIAL GRANTS:</b>						
Federal capital grants	-	452,021	(452,021)	1,906,546	2,260,105	(353,559)
State capital grants	-	31,099	(31,099)	31,674	155,494	(123,820)
<b>TOTAL CAPITAL GRANTS</b>	<u>-</u>	<u>483,120</u>	<u>(483,120)</u>	<u>1,938,220</u>	<u>2,415,599</u>	<u>(477,379)</u>
<b>INCREASE (DECREASE) IN NET POSITION</b>	<u>(655,851)</u>	<u>116,490</u>	<u>(772,342)</u>	<u>(3,573,654)</u>	<u>(79,718)</u>	<u>(3,493,935)</u>
<b>NET POSITION, BEGINNING OF MONTH / YEAR</b>	<u>62,992,057</u>			<u>65,909,860</u>		
<b>NET POSITION, END OF YEAR</b>	<u>\$ 62,336,206</u>			<u>\$ 62,336,206</u>		

**Stark Area Regional Transit Authority**  
**Statement of Revenue Expenses, and Changes In Net Position**  
**May 2026 and YTD Year Over Year**

	May			5 Months			
	2026	2025	Change	2026	2025	Change	
<b>OPERATING REVENUES:</b>							
Passenger fares	\$ 83,175	\$ 84,450	\$ (1,274)	\$ 424,275	\$ 442,491	\$ (18,216)	
Special transit fares	24,088	22,996	1,092	129,753	160,702	(30,949)	
Auxiliary transportation revenues	40,008	11,268	28,739	95,602	73,044	22,557	
<b>TOTAL OPERATING REVENUES</b>	<b>147,271</b>	<b>118,714</b>	<b>28,557</b>	<b>649,630</b>	<b>676,238</b>	<b>(26,608)</b>	
<b>OPERATING EXPENSES:</b>							
Labor	859,254	812,736	(46,518)	4,440,185	4,186,393	(253,792)	
Benefits	968,402	989,900	21,498	4,173,289	4,394,129	220,841	
Repairs & maintenance	210,258	247,185	36,927	1,174,470	1,247,875	73,405	
Transportation fuel	79,589	95,708	16,118	438,049	463,194	25,145	
Other supplies and training	11,224	8,332	(2,892)	111,469	52,443	(59,026)	
Services	156,135	130,791	(25,344)	689,930	983,268	293,338	
Utilities	114,601	64,483	(50,118)	398,572	367,477	(31,096)	
Casualty and liability insurance	67,480	63,612	(3,868)	337,398	318,861	(18,537)	
Miscellaneous	247,706	140,693	(107,014)	913,243	596,868	(316,375)	
<b>TOTAL OPERATING EXPENSES EXCLUDING DEPRECIATION</b>	<b>2,714,650</b>	<b>2,553,440</b>	<b>(161,210)</b>	<b>12,676,606</b>	<b>12,610,509</b>	<b>(66,097)</b>	
<b>OPERATING LOSS BEFORE DEPRECIATION</b>	<b>(2,567,379)</b>	<b>(2,434,726)</b>	<b>(132,653)</b>	<b>(12,026,976)</b>	<b>(11,934,271)</b>	<b>(92,705)</b>	
<b>DEPRECIATION EXPENSE</b>	<b>747,828</b>	<b>618,875</b>	<b>(128,953)</b>	<b>3,666,192</b>	<b>3,116,527</b>	<b>(549,665)</b>	
<b>OPERATING LOSS</b>	<b>(3,315,207)</b>	<b>(3,053,601)</b>	<b>(261,606)</b>	<b>(15,693,168)</b>	<b>(15,050,799)</b>	<b>(642,370)</b>	
<b>NON-OPERATING REVENUES (EXPENSES):</b>							
Sales tax revenues	1,823,166	1,665,811	157,355	8,045,738	7,322,644	723,094	
Operating grants and reimbursements	520,115	122,907	397,208	1,393,414	4,487,549	(3,094,135)	
Interest income	16,096	23,929	(7,833)	85,786	104,012	(18,225)	
Sales tax collection expense	(15,401)	(14,412)	(989)	(84,138)	(79,676)	(4,462)	
Gain (loss) on disposal of capital assets	25,894	(255,021)	280,915	24,531	(272,992)	297,522	
Non-transportation revenues	289,486	154,042	135,443	715,963	461,574	254,390	
<b>TOTAL NON-OPERATING REVENUES (EXPENSES)-N</b>	<b>2,659,355</b>	<b>1,697,256</b>	<b>962,100</b>	<b>10,181,294</b>	<b>12,023,111</b>	<b>(1,841,817)</b>	
<b>NET LOSS BEFORE CAPITAL GRANTS REVENUE</b>	<b>(655,851)</b>	<b>(1,356,345)</b>	<b>700,494</b>	<b>(5,511,874)</b>	<b>(3,027,688)</b>	<b>(2,484,186)</b>	
<b>CAPITAL GRANTS:</b>							
Federal capital grants	-	2,391,893	(2,391,893)	1,906,546	4,256,584	(2,350,038)	
State capital grants	-	53,332	(53,332)	31,674	333,560	(301,886)	
<b>TOTAL CAPITAL GRANTS</b>	<b>-</b>	<b>2,445,225</b>	<b>(2,445,225)</b>	<b>1,938,220</b>	<b>4,590,144</b>	<b>(2,651,924)</b>	
<b>INCREASE (DECREASE) IN NET POSITION</b>	<b>(655,851)</b>	<b>1,088,880</b>	<b>(1,744,731)</b>	<b>(3,573,654)</b>	<b>1,562,457</b>	<b>(5,136,110)</b>	
<b>NET POSITION, BEGINNING OF MONTH / YEAR</b>	<b>62,992,057</b>			<b>65,909,860</b>			
<b>NET POSITION, END OF YEAR</b>	<b>\$ 62,336,206</b>	<b>25</b>			<b>\$ 62,336,206</b>		

**Stark Area Regional Transit Authority**  
**Canton, Ohio**  
**STATEMENT OF NET POSITION**  
**As of May 31, 2026**

	December 31, 2025	May 31, 2026
<b>ASSETS:</b>		
<b>CURRENT ASSETS:</b>		
Cash & cash equivalents	\$ 7,770,121	\$ 5,984,260
Receivables:		
Trade	76,849	245,782
Sales tax	5,349,713	4,981,619
Other miscellaneous	28,002	19,426
Materials & supplies inventory	797,039	643,355
Prepaid expenses & other assets	1,160,448	690,843
Cash & cash equivalents: Restricted for capital assets	385,912	59,983
<b>TOTAL CURRENT ASSETS</b>	<b>15,568,085</b>	<b>12,625,268</b>
<b>NONCURRENT ASSETS:</b>		
Other noncurrent assets-net OPEB asset	1,724,349	1,724,349
Right of use asset, net of \$335,559 amortization	-	2,080,464
<b>TOTAL OTHER NONCURRENT ASSETS</b>	<b>1,724,349</b>	<b>3,804,813</b>
<b>Capital assets:</b>		
Land, nondepreciable	2,592,129	2,592,129
Construction & WIP, nondepreciable	6,304,081	2,262,535
Buildings & improvements, depreciable	41,024,443	41,024,443
Transportation equipment, depreciable	62,610,003	64,469,620
Other equipment, depreciable	8,071,865	8,076,178
Total capital assets	120,602,520	118,424,906
Less accumulated depreciation	(51,918,471)	(55,122,811)
Capital assets-net	68,684,049	63,302,095
<b>TOTAL NONCURRENT ASSETS</b>	<b>70,408,398</b>	<b>67,106,907</b>
<b>TOTAL ASSETS</b>	<b>\$ 85,976,483</b>	<b>\$ 79,732,175</b>
<b>DEFERRED OUTFLOWS OF RESOURCES:</b>		
OPEB	\$ 67,848	\$ 67,848
Pension	4,160,342	4,160,342
<b>TOTAL DEFERRED OUTFLOWS OF RESOURCES</b>	<b>\$ 4,228,190</b>	<b>\$ 4,228,190</b>

**Stark Area Regional Transit Authority**  
**Canton, Ohio**  
**STATEMENT OF NET POSITION**  
**As of May 31, 2026**

	December 31, 2025	May 31, 2026
<b>LIABILITIES, DEFERRED INFLOWS OF RESOURCES AND NET POSITION</b>		
<b>CURRENT LIABILITIES:</b>		
Accounts payable	\$ 3,130,919	\$ 487,926
Accrued payroll	579,443	475,453
Accrued payroll taxes & withholdings	283,533	608,231
Compensated absences	99,241	99,242
Other current liabilities	46,441	124,000
Capital grants payable	385,912	59,983
<b>TOTAL CURRENT LIABILITIES</b>	<b><u>4,525,489</u></b>	<b><u>1,854,835</u></b>
<b>NONCURRENT LIABILITIES:</b>		
Compensated absences	\$ 373,895	\$ 373,895
Net pension liability	18,512,908	18,512,908
<b>TOTAL NONCURRENT LIABILITIES</b>	<b><u>18,886,803</u></b>	<b><u>18,886,803</u></b>
<b>TOTAL LIABILITIES</b>	<b><u>\$ 23,412,292</u></b>	<b><u>\$ 20,741,638</u></b>
<b>DEFERRED INFLOW OF RESOURCES:</b>		
OPEB	\$ 336,308	\$ 336,308
Pension	546,213	546,213
<b>TOTAL DEFERRED INFLOWS OF RESOURCES</b>	<b><u>\$ 882,521</u></b>	<b><u>\$ 882,521</u></b>
<b>NET POSITION:</b>		
Net investment in capital assets	\$ 68,684,050	\$ 63,302,095
Restricted for OPEB asset	1,724,349	1,724,349
Unrestricted	<b>(4,498,539)</b>	<b>(2,690,238)</b>
<b>TOTAL NET POSITION</b>	<b><u>\$ 65,909,860</u></b>	<b><u>\$ 62,336,206</u></b>



## May 2026 Investment Report

Investments			
Name	Yield	Total	Maturity
Star Ohio	3.79%	\$ 1,632,742.75	

5th 3rd								
Type	Current Units	Purchase Date	Identifier	Description	Final Maturity	Original Cost	Market Value	Current Book Yield
CD	245,000.00	9/19/2025	319137DM4	FIRST BANK	3/19/2027	245,000.00	\$ 244,350.75	3.70
CD	245,000.00	9/10/2025	549104L88	LUANA SAVINGS BANK	9/10/2027	245,000.00	\$ 243,735.80	3.65
CD	245,000.00	9/15/2025	68405VEL9	OPTUM BANK	9/15/2027	245,000.00	\$ 243,873.00	3.70
CD	250,000.00	9/17/2025	59013LDF8	MERRICK BANK	9/17/2027	250,000.00	\$ 248,927.50	3.70
CD	245,000.00	9/18/2025	89235MTE1	TOYOTA FINANCIAL SAVINGS BANK	9/20/2027	245,000.00	\$ 243,642.70	3.60
CD	170,000.00	9/19/2025	55316CDU7	M1 BANK	10/19/2027	170,000.00	\$ 168,985.10	3.60
CD	245,000.00	9/15/2025	227563NM1	CROSS RIVER BANK	3/15/2028	245,000.00	\$ 243,561.85	3.85
CD	250,000.00	9/15/2025	32022RA72	1ST FINANCIAL BANK USA	9/15/2028	250,000.00	\$ 247,205.00	3.60
MM Fund	679,366.57		60934N104	Federated HRMS	5/31/2026	\$ 679,366.57	\$ 679,366.57	3.50
US GOV	730,000.00	3/31/2025	91282CLG4	United States Treasury	8/15/2027	\$ 728,830.86	\$ 728,291.80	3.82
<b>SUMMARY</b>	<b>3,304,366.57</b>					<b>\$ 3,303,197.43</b>	<b>\$ 3,291,940.07</b>	

**Total of All Investements: \$ 4,924,682.82**



## MAY EFT PAYMENTS

Document Date	Document Number	Vendor Name	Vendor #	Document Amount	Voided
5/2/2026	11032	AEP OHIO	13	17,221.61	No
5/2/2026	11033	AFSCME	15	3,204.36	No
5/2/2026	11034	APO PUMPS AND COMPRESSORS INC	39	1,614.49	No
5/2/2026	11035	SUBURBAN PARTS SOURCE	52	502.28	No
5/2/2026	11036	BOBBIE BARNET - CONFERENCE EXP REIMBURSEMENT	63	174.92	No
5/2/2026	11037	CONSUMER DRIVEN ADMINISTRATORS LLC	137	460.00	No
5/2/2026	11038	CLASSIC COLLISON CENTER	156	1,413.36	No
5/2/2026	11039	CLEAN ENERGY	158	28,112.98	No
5/2/2026	11040	CITIZENS FOR SARTA	168	185.75	No
5/2/2026	11041	CUMMINS SALES AND SERVICE	196	3,529.59	No
5/2/2026	11042	DE LAGE LANDEN FINANCIAL SEVICES INC	202	604.44	No
5/2/2026	11043	HEARTLAND EXPERT AUTOMOTIVE NAPA	216	812.09	No
5/2/2026	11044	D & W DIESEL INC	223	4,103.76	No
5/2/2026	11045	PARAGON ID HIGH POINT US	227	6,900.00	No
5/2/2026	11046	FINGER LAKES SYSTEM CHEMSITRY	260	777.60	No
5/2/2026	11047	FSA	279	3,886.94	No
5/2/2026	11048	GANLEY FORD INC.	286	370.73	No
5/2/2026	11049	HEALTH TP OF OHIO	327	400,000.00	No
5/2/2026	11050	GIOVANNI CUSTOMZ	377	12,460.38	No
5/2/2026	11051	J. P. BOYLAN CO. & SONS	382	340.00	No
5/2/2026	11052	LUCAS LIVE MEDIA	421	250.00	No
5/2/2026	11053	MCMASTER - CARR	435	65.24	No
5/2/2026	11054	M CONLEY	436	866.32	No
5/2/2026	11055	TRIAD TECHNOLOGIES LLC	443	367.29	No
5/2/2026	11056	MOHAWK MFG. & SUPPLY CO.	470	3,930.67	No
5/2/2026	11057	MSC INDUSTRIAL SUPPLY CO	483	1,972.45	No
5/2/2026	11058	MUNCIE RECLAMATION & SPLY	485	1,678.37	No
5/2/2026	11059	PEOPLE COMMITTE-AFSCME	539	9.79	No
5/2/2026	11060	REDMONDS PARTS & SUPPY INC.	587	3,185.81	No
5/2/2026	11061	SPEEDIE	663	307.50	No
5/2/2026	11062	STAPLES ADVANTAGE	675	1,599.60	No
5/2/2026	11063	TESCO	715	36.83	No
5/2/2026	11064	TRAPEZE SOFTWARE GROUP	731	92,626.00	No
5/2/2026	11065	SARA UMSTEAD - CONFERENCE EXP REIMBURSEMENT	750	93.38	No
5/2/2026	11066	UNIFIRST CORPORATION	752	274.69	No

5/2/2026	11067	UPS FREIGHT	756	40.04	No
5/2/2026	11068	WESTERN BRANCH DIESEL INC	789	1,715.66	No
5/2/2026	11069	WHBC	793	7,150.04	No
5/2/2026	11070	W.W. GRAINGER INC.	813	364.27	No
5/2/2026	11071	YMCA OF CENTRAL STARK COUNTY	818	5,445.55	No
5/2/2026	11072	KEITH ZACHARY - CONFERENCE EXP REIMBURSEMENT	825	93.36	No
5/2/2026	11073	ZEP MANUFACTURING CO.	826	1,421.84	No
5/2/2026	11074	ZIEGLER TIRE	827	743.20	No
5/11/2026	11075	RALPH O. LEE - COBRA PAYMENT	584	3,490.82	No
5/18/2026	11076	ABCD INC.	6	1,631.71	No
5/18/2026	11077	AFSCME	15	3,204.36	No
5/18/2026	11078	ACTION NOW PEST CONTROL (CANTON PEST)	119	231.00	No
5/18/2026	11079	CANTON TOWING	123	4,705.00	No
5/18/2026	11080	CITIZENS FOR SARTA	168	188.75	No
5/18/2026	11081	EMPLOYER HCS	229	10,117.79	No
5/18/2026	11082	ELDORADO NATIONAL - CALIFORNIA	231	2,907.39	No
5/18/2026	11083	FSA	279	3,879.25	No
5/18/2026	11084	GANLEY FORD INC.	286	1,284.85	No
5/18/2026	11085	GENFARE LLC	291	1,857.54	No
5/18/2026	11086	GILLIG LLC	297	528.04	No
5/18/2026	11087	GOODYEAR TIRE AND RUBBER	304	16,362.20	No
5/18/2026	11088	GRAPHIC ENTERPRISES INC	311	610.03	No
5/18/2026	11089	INNIS MAGGIORE GROUP INC	359	8,474.87	No
5/18/2026	11090	MCMASTER - CARR	435	102.14	No
5/18/2026	11091	DELANO MEANS - CONFERENCE EXP REIMBURSEMENT	440	156.07	No
5/18/2026	11092	METRO CLEVELAND SECURITY INC	450	9,008.73	No
5/18/2026	11093	MUNCIE RECLAMATION & SPLY	485	744.96	No
5/18/2026	11094	PEOPLE COMMITTEE-AFSCME	539	9.79	No
5/18/2026	11095	RALPH O. LEE - PAYCHECK	584	7,500.00	No
5/18/2026	11096	REDMONDS PARTS & SUPPLY INC.	587	251.96	No
5/18/2026	11097	SABILITY HCM SERVICES	612	1,006.25	No
5/18/2026	11098	SAFETY-KLEEN	614	980.98	No
5/18/2026	11099	SILCO	639	245.00	No
5/18/2026	11100	SIMA MARKETING	640	3,605.00	Yes
5/18/2026	11101	CRAIG SMITH - CONFERENCE EXP REIMBURSEMENT	648	134.17	No
5/18/2026	11102	TESCO	715	5,055.04	No
5/18/2026	11103	VESCO OIL	767	7,632.90	No
5/18/2026	11104	WDJQ FM RADIO STATION	782	6,120.00	No
5/18/2026	11105	WHISLER PLUMBING & HEATING INC	795	543.04	No
5/18/2026	11106	W.W. GRAINGER INC.	813	114.20	No
5/18/2026	11107	CHRISTOPER DAVIS - CDL REIMBURSEMENT	849	160.00	No
5/18/2026	11108	RICHARD GAMBLE - CDL REIMBURSEMENT	850	160.00	No
5/19/2026	11109	GFORCE TECHNOLOGY CONSULTING LLC	293	50,293.00	No
5/28/2026	11110	AEP OHIO	13	1,530.10	No

5/28/2026	11111	AFSCME	15	11,282.25	No
5/28/2026	11112	CANTON POLICE PATROLMENS	120	2,908.13	No
5/28/2026	11113	CANTON TOWING	123	712.50	No
5/28/2026	11114	CINTAS	152	13,210.53	No
5/28/2026	11115	DAMON INDUSTRIES INC	199	1,258.59	No
5/28/2026	11116	DE LAGE LANDEN FINANCIAL SEVICES INC	202	604.44	No
5/28/2026	11117	HEALTH TP OF OHIO	327	400,000.00	No
5/28/2026	11118	INNIS MAGGIORE GROUP INC	359	11,992.65	No
5/28/2026	11119	J. P. BOYLAN CO. & SONS	382	420.00	No
5/28/2026	11120	M CONLEY	436	935.95	No
5/28/2026	11121	MEDICAID BILLING SOLUTIONS INC	441	400.00	No
5/28/2026	11122	MSC INDUSTRIAL SUPPLY CO	483	54.25	No
5/28/2026	11123	MUNCIE RECLAMATION & SPLY	485	735.35	No
5/28/2026	11124	RALPH O. LEE - <b>PAYCHECK</b>	584	7,500.00	No
5/28/2026	11125	REDMONDS PARTS & SUPPY INC.	587	381.66	No
5/28/2026	11126	TESCO	715	1,722.44	No
5/28/2026	11127	UNIFIRST CORPORATION	752	97.70	No
5/29/2026	11128	NICK BREINIG - <b>TOOL ALLOWANCE</b>	90	374.00	No
5/29/2026	11129	BRUSKE PRODUCTS	98	2,350.72	No
5/29/2026	11130	CANTON TOWING	123	262.50	No
5/29/2026	11131	INDEPENDENT ELEVATOR CO.	355	231.00	No
5/29/2026	11132	MOHAWK MFG. & SUPPLY CO.	470	1,595.94	No
5/29/2026	11133	MSC INDUSTRIAL SUPPLY CO	483	55.10	No
5/29/2026	11134	MUNCIE RECLAMATION & SPLY	485	1,015.38	No
5/29/2026	11135	AIRGAS USA LLC	514	900.75	No
5/29/2026	11136	OHIO TRANSIT RISK POOL	521	8,860.00	No
5/29/2026	11137	PROFORMA 3RD DEGREE MARKETING	566	27.45	No
5/29/2026	11138	QUALITY IP LLC	579	750.00	No
5/29/2026	11139	STANLEY MILLER CONSTRUCT	672	5,698.00	No
5/29/2026	11140	TRUOPTIONS ASSOCIATES LLC	740	21,204.00	No
5/29/2026	11141	UNIFIRST CORPORATION	752	97.70	No
5/29/2026	11142	W.W. GRAINGER INC.	813	550.73	No
<b>MAY EFT PAYMENTS TOTAL</b>				<b>1,263,929.82</b>	

**\*END OF REPORT\***



## MAY ELECTRONIC PAYMENTS

Document Date	Vendor Name	Vendor #	Document Amount	Voided
5/1/2026	AT&T 5080	48	2,929.10	No
5/4/2026	PRECISION ELECTRIC	560	1,792.45	No
5/7/2026	AT&T 5080	48	1,116.17	No
5/8/2026	OHIO CSPC	515	3,216.30	No
5/10/2026	VERIZON WIRELESS	766	2,877.74	No
5/11/2026	INTERNAL REVENUE SERVICE	365	54,603.86	No
5/11/2026	CANTON CITY INCOME TAX	116	11,636.58	No
5/11/2026	OHIO DEPT OF TAXATION	517	11,116.49	No
5/11/2026	OHIO PUBLIC EMPLOYEES DEF COMP	519	10,830.30	No
5/11/2026	MULTILINK SOLUTIONS INC	484	1,359.00	No
5/11/2026	GOODWILL INDUSTRIES	305	1,000.00	No
5/11/2026	OHIO PUBLIC EMPLOYEES DEF COMP	519	140.00	No
5/12/2026	METRO CLEVELAND SECURITY INC	450	5,221.70	No
5/12/2026	METRO CLEVELAND SECURITY INC	450	4,291.10	No
5/16/2026	CANTON POLICE PATROLMENS	120	3,450.98	No
5/16/2026	CANTON POLICE PATROLMENS	120	2,895.20	No
5/19/2026	METRO CLEVELAND SECURITY INC	450	5,092.45	No
5/19/2026	AFLAC	14	4,648.66	No
5/19/2026	CANTON POLICE PATROLMENS	120	3,644.85	No
5/19/2026	ANYPROMO INC	37	1,306.23	No
5/19/2026	ANYPROMO INC	37	1,106.50	No
5/20/2026	OHIO PUBLIC EMPLOYEES DEF COMP	519	10,178.00	No
5/20/2026	OHIO PUBLIC EMPLOYEES DEF COMP	519	140.00	No
5/22/2026	OHIO CSPC	515	3,796.96	No

5/22/2026 COLONIAL SUPPLEMENTAL INSURANCE	166	1,186.97 No
5/23/2026 CANTON POLICE PATROLMENS	120	3,515.60 No
5/26/2026 INTERNAL REVENUE SERVICE	365	50,138.46 No
5/26/2026 CANTON CITY INCOME TAX	116	11,220.31 No
5/26/2026 METRO CLEVELAND SECURITY INC	450	4,627.15 No
5/27/2026 OHIO DEPT OF TAXATION	517	10,590.24 No
5/27/2026 CODETWO	164	929.88 No
5/27/2026 HUNTINGTON BANK	344	8,230.64 No
5/28/2026 OPERS	542	219,370.52 No
5/28/2026 OPERS	542	3,160.70 No
5/30/2026 CANTON POLICE PATROLMENS	120	3,024.45 No
<b>TOTAL MAY ELECTRONIC PAYMENTS</b>		<b>464,385.54</b>

\*END OF REPORT\*



MAY CHECKS-BY VENDOR

Document Date	Document Number	Vendor Name	Vendor #	Document Amount	Voided
5/29/2026	96861	AIR PRODUCTS AND CHEMICALS INC	17	102,773.05	No
5/1/2026	96847	ALCO-CHEM, INC.	842	1,483.14	No
5/14/2026	96848	ALLIANCE WATER UTILITY	24	246.98	No
5/29/2026	96862	AQUA OHIO INC	41	60.17	No
5/29/2026	96863	AVAIL TECHNOLOGIES	53	360.40	No
5/1/2026	96841	BALLARD POWER SYSTEMS INC	373	15,625.00	No
5/14/2026	96853	BALLARD POWER SYSTEMS INC	373	2,500.00	No
5/29/2026	96864	BUCKEYE COUNCIL #436	102	150.00	Yes
5/29/2026	96865	CANTON CITY UTILITIES	117	2,358.62	No
5/14/2026	96849	CANTON MUNICIPAL COURT	118	103.39	No
5/14/2026	96850	CFIS GROUP	145	849.02	Yes
5/14/2026	96851	CHAPTER 13 TRUSTEE	146	530.77	No
5/29/2026	96866	COLONIAL SUPPLEMENTAL INSURANCE	166	1,186.97	Yes
5/29/2026	96867	COLUMBIA GAS OF OHIO	167	78.85	No
5/29/2026	96876	Creative Financial Staffing, LLC	853	3,776.99	No
5/14/2026	96852	DSI MEDICAL SERVICES INC	221	4,536.00	No
5/29/2026	96868	INTERSTATE GAS SUPPLY INC	351	28,819.09	No
5/28/2026	96859	JACKSON TOWNSHIP TRUSTEES	367	1,500.00	No
5/14/2026	96854	LEGAL SHIELD	409	590.54	No
5/1/2026	96842	LIBERTY FORD	414	366.04	No
5/29/2026	96869	MCTV	438	99.95	Yes
5/14/2026	96855	NEORIDE	496	95,116.00	No
5/29/2026	96870	NEORIDE	496	77,313.98	No
5/1/2026	96843	OHIO DEPT OF JOB AND FAML	516	9,199.13	Yes
5/29/2026	96871	OHIO EDISON	518	2,112.28	No
5/29/2026	96877	Petty Cash (SARTA)	855	453.28	No
5/29/2026	96874	PROFESSIONAL DETAILING PRODUCTS	832	44.67	No
5/1/2026	96844	SCHULMAN ROTH & ASSOCIATES CO.	620	2,040.00	No
5/29/2026	96872	SCHULMAN ROTH & ASSOCIATES CO.	620	3,360.00	No
5/14/2026	96856	STANDARD INS CO	673	1,535.48	No
5/28/2026	96860	STARK COUNTY FAIRGROUNDS	676	360.00	No
5/29/2026	96873	STARK COUNTY METRO SEWER DISTRICT	684	388.26	No
5/1/2026	96846	STARK CTY CLERK OF COURTS	839	369.89	No

5/14/2026 96858	STARK CTY CLERK OF COURTS	839	369.89 No
5/1/2026 96840	THE GLASS STATION	301	150.00 No
5/29/2026 96875	TSI Transit Safety & Security	852	90.00 No
5/1/2026 96845	VERIZON WIRELESS	766	85.28 Yes
5/14/2026 96857	VERIZON WIRELESS	766	2,872.93 No
	<b>TOTAL MAY CHECKS</b>		<b>363,856.04</b>

**\*END OF REPORT\***



MAY CHECKS-DATE ORDER

Document Date	Document Number	Vendor Name	Vendor #	Document Amount	Voided
5/1/2026	96840	THE GLASS STATION	301	150.00	No
5/1/2026	96841	BALLARD POWER SYSTEMS INC	373	15,625.00	No
5/1/2026	96842	LIBERTY FORD	414	366.04	No
5/1/2026	96843	OHIO DEPT OF JOB AND FAML	516	9,199.13	Yes
5/1/2026	96844	SCHULMAN ROTH & ASSOCIATES CO.	620	2,040.00	No
5/1/2026	96845	VERIZON WIRELESS	766	85.28	Yes
5/1/2026	96846	STARK CTY CLERK OF COURTS	839	369.89	No
5/1/2026	96847	ALCO-CHEM, INC.	842	1,483.14	No
5/14/2026	96848	ALLIANCE WATER UTILITY	24	246.98	No
5/14/2026	96849	CANTON MUNICIPAL COURT	118	103.39	No
5/14/2026	96850	CFIS GROUP	145	849.02	Yes
5/14/2026	96851	CHAPTER 13 TRUSTEE	146	530.77	No
5/14/2026	96852	DSI MEDICAL SERVICES INC	221	4,536.00	No
5/14/2026	96853	BALLARD POWER SYSTEMS INC	373	2,500.00	No
5/14/2026	96854	LEGAL SHIELD	409	590.54	No
5/14/2026	96855	NEORIDE	496	95,116.00	No
5/14/2026	96856	STANDARD INS CO	673	1,535.48	No
5/14/2026	96857	VERIZON WIRELESS	766	2,872.93	No
5/14/2026	96858	STARK CTY CLERK OF COURTS	839	369.89	No
5/28/2026	96859	JACKSON TOWNSHIP TRUSTEES	367	1,500.00	No
5/28/2026	96860	STARK COUNTY FAIRGROUNDS	676	360.00	No
5/29/2026	96861	AIR PRODUCTS AND CHEMICALS INC	17	102,773.05	No
5/29/2026	96862	AQUA OHIO INC	41	60.17	No
5/29/2026	96863	AVAIL TECHNOLOGIES	53	360.40	No
5/29/2026	96864	BUCKEYE COUNCIL #436	102	150.00	Yes
5/29/2026	96865	CANTON CITY UTILITIES	117	2,358.62	No
5/29/2026	96866	COLONIAL SUPPLEMENTAL INSURANCE	166	1,186.97	Yes
5/29/2026	96867	COLUMBIA GAS OF OHIO	167	78.85	No
5/29/2026	96868	INTERSTATE GAS SUPPLY INC	351	28,819.09	No
5/29/2026	96869	MCTV	438	99.95	Yes
5/29/2026	96870	NEORIDE	496	77,313.98	No
5/29/2026	96871	OHIO EDISON	518	2,112.28	No
5/29/2026	96872	SCHULMAN ROTH & ASSOCIATES CO.	620	3,360.00	No

5/29/2026 96873	STARK COUNTY METRO SEWER DISTRICT	684	388.26 No
5/29/2026 96874	PROFESSIONAL DETAILING PRODUCTS	832	44.67 No
5/29/2026 96875	TSI Transit Safety & Security	852	90.00 No
5/29/2026 96876	Creative Financial Staffing, LLC	853	3,776.99 No
5/29/2026 96877	Petty Cash (SARTA)	855	453.28 No
	<b>TOTAL MAY CHECKS</b>		<b>363,856.04</b>

**\*END OF REPORT\***

# Planning

Clayton Popik  
Director





---

# Planning

## Monthly Report

Prepared by Clayton A. Popik  
Director of Planning, SARTA  
June 17, 2026



## PLANNING REPORT

JUNE 2026

### Projects

---

#### Hillside Driveway:

The new Hillside Driveway is the first of the \$17.3 million LoNo projects to begin. Tree clearing was completed before the March 31<sup>st</sup> Indiana Bat deadline. The driveway will provide safer access to the new building for visitors and staff by reducing conflicts between cars and buses during peak times, including pull-outs, pull-ins, and fueling. We will collaborate with Bowen in the coming weeks to finalize plans and prepare the project for bidding.

#### Maintenance Facility Study:

We have engaged Bowen to complete a study on the Maintenance and Storage building. This building is over forty (40) years old and has had some minor improvements made over the years. We would like to see it last another forty (40) years and have asked Bowen to take a deep architectural and engineering dive into what can be done to make the building conducive to working on today's fleet and how to improve it to make it more comfortable for our workforce. This will include areas where vehicles are worked on, cleaned, and stored, as well as the maintenance and administrative offices. With this study, we will determine what work is needed to ensure this asset remains in good repair.

### Planning

---

#### Service Changes:

No further updates at this time.

#### D2D:

No further updates at this time.

#### Service Community Engagement:

Our discussions with Visit Canton have been productive. The *Canton Connector* pilot, funded by Visit Canton and operated by SARTA, will launch on the weekend of June 19 and 20. The pilot will operate for five weekends through July 25. Its goal is to connect visitors and residents with three key economic areas: Belden Village/Jackson Township, which has a high concentration of hotels; the Hall of Fame Museum and Hall of Fame Village; and downtown Canton. Visit Canton identified weekends with tournaments at the Hall of Fame Village and group hotel bookings, and SARTA was asked to develop a route to bring these visitors

downtown, encouraging them to explore the community after their events. This initiative aligns with Visit Canton's longstanding goal and now is an ideal time to launch the pilot.

On June 5th, Mark, Robin, and I met with Lake Township representatives to discuss service within their community, including the village of Hartville. There is a need, based on a study they commissioned in 2022, to move people around the area and connect economic drivers in Hartville, such as the Hartville Market campus to the west, all the way into their historic downtown district in the east. Upon reviewing this strategic plan, it was noted that an elderly and disabled population could benefit from stronger transportation options in the area. A fixed route was drawn up and presented to the group on the 5th. Comments were collected, and we will continue developing a plan to better meet their needs. A follow-up discussion has been planned for July 17<sup>th</sup>.

We have renewed our agreement with Stark State College for the student ID program, which allows their students to ride all fixed routes at no cost. Earlier this week, Mark and I met with their VP of Business to review our current partnership and explore future opportunities. We discussed increasing their annual fee from \$12,000 to \$24,000 over the next three school years, starting in 2027-2028. In 2025, the program provided over 21,000 trips, and we expect more than 24,000 this year based on current ridership trends. Their current cost is about \$0.55 per trip, and we aim to align it more closely with the standard fixed-route fare of \$1.50. We also explored marketing opportunities for Stark State to promote the college on our buses and encourage student ridership throughout Stark County.

### **Strategic Planning:**

Since September, we have partnered with Ray Hexamer and Chris Remark from Strategic Results, utilizing their Go Grow platform. We are finalizing a long-term roadmap to support SARTA's financial stability, community engagement, workforce development, and ridership growth through innovative service strategies. This process included three Executive Team sessions and individual interviews with Ray and Chris. We identified SARTA's strengths, weaknesses, opportunities, and threats, and established final goals and strategies to be assigned to each department. The plan will be presented at the June 27th board meeting.

## **Procurement**

---

### **Construction Management Services:**

The construction management solicitation closed on June 2<sup>nd</sup>, with three vendors submitting proposals. A three-member committee independently evaluated the proposals and recommended retaining our current firm, Omnipro Services, on an on-call, on-task order basis for the next five (5) years. A resolution is now before the board to approve their selection and authorize Ralph to finalize an extended agreement.

# Grants

## OTP2 Application:

Applications will open for the Office of Transit Annual Project Solicitation, also known as the Ohio Transportation Partnership Program (OTP2). This will be a year-long process to make funds available next July, at the beginning of the State FY2028. Currently, we are seeking funds to support operations and preventive maintenance, as well as funding for one (1) bus and local match money for two (2) buses, as well as the LoNo (\$17.3 million) projects. A resolution is being made before the board for approval to apply for this program.



Mike DeWine, Governor  
 Jon Husted, Lt. Governor  
 Jack Marchbanks, Ph.D., Director

Below are the steps and deadlines associated with the **SFY2028 ODOT – Office of Transit Annual Project Solicitation**. Projects approved through the process will begin July 1, 2027. If you have any questions about eligibility or how to apply, please contact [transit.programs@dot.ohio.gov](mailto:transit.programs@dot.ohio.gov)



1980 West Broad Street  
 Columbus, OH 43223 U.S.A.

614 | 466 7170  
 transportation.ohio.gov

**5307 Program:**

Upon completion of the STIP/TIP process through ODOT and SCATS at the end of the month, the FTA will begin reviewing our grant and we should be able to draw down funds in another two (2) months. This is for operating, preventive maintenance, security, and LoNo architectural and engineering. This is the \$5.7 million in funds that we have been anticipating this year.

**5310 Program:**

There are currently no updates for the 5310 program. The Enhanced Mobility of Seniors and Individuals with Disabilities program began with a public meeting on May 7<sup>th</sup>. Applications from Stark County non-profit transportation organizations are due by June 26<sup>th</sup>. The meeting was well attended by agencies, including ReliaRide, ABCD, Koala Kruizers, First Christian Church, and Faith in Action. Applicants may use these funds to purchase vehicles or cover operating expenses.

**BUILD Grant:**

There are currently no updates regarding the BUILD program. The BUILD grant was submitted on February 24<sup>th</sup>, and Letters of Support were submitted last Friday. We received six (6) letters from area leaders, including the Stark County Board of Commissioners, NEFCO, and the Stark Board of DD. This fully funded grant will support the renovation of the Cornerstone Transit Center in downtown Canton, the central hub of SARTA's transit network. Bowen provided a preliminary estimate of approximately \$9.5 million to renovate and expand the original building, improve the layout for drivers and customer service staff, and enlarge the passenger waiting area and facilities. Plans also include a community room for SARTA and other nonprofits needing downtown meeting space. An additional \$1 to \$2 million is requested for bus area updates, including canopy enhancements, concrete replacement, and construction of a new parking lot on the adjacent east lot. We expect to learn the outcome in June and plan to update the board at the July meeting.

# Customer Relations

Latrice Virola  
Director



# Social Media Community Engagement – May 2026 Snapshot

Supporting Services, Events & Public Communication

Key Metric	Monthly Result
Total Reach	88,516
Engagement Rate – 1% - 2% is good	1.8%
Measurable Content Interactions	1,581
Link Clicks	285
Audience Growth – Long term communication capacity	+107

Platform	Reach – Information access	Engagement – Relevance and clarity	Clicks - Service Access
Facebook	82,238	1,433	127
Twitter (X)	123	2	N/A
Instagram	4,267	145	79
LinkedIn	410	1	N/A
YouTube	1,478(Impressions)	N/A	79(Views)

What This Means:

- *META (Facebook & Instagram) Has changed the way they process analytics.*
- *Social media is still a reliable and efficient communication platform.*

# sartaonline.com and SARTA Buzz May 2026 Snapshot

## AT-A-GLANCE

Users: 7,190

Sessions (How often people come to the website): 11,188

Engagement Rate: 44.63

Below 45% Needs Attention

We have been working to update the information on the website to increase our engagement rate.

Forms Submitted: 1,515

Downloads: 1,111

Clicks: 614

## TRAFFIC SOURCES

Referral: 9.15% Social: 3.06% Search: 46.17% Direct: 41.96%

## TOP PAGES ACCESSED

1. Home Page
2. Getting Around/Fixed Route

## ACCESS SOURCE

Mobile: 46.95% Desktop: 53.55% Tablet: .75%

Smart Tv: 0.01%

## SARTA BUZZ May 2026

(Platform SARTA uses to text detours, service alerts and service changes to the community)

Audience Growth: 0

# May 2026 Summary – Engagement Activities

Date	Event / Outreach Activity	Location / Partner	Outcome / Reach
5/1	East Canton Career Day	East Canton Schools	Various community partners attended with students. Shared information on the different sectors of SARTA careers.
5/2	Safe kids Day	Louisville YMCA	Various community partners attended event, themed around community safety. Shared information on bus safety.
5/6	Canton Senior Expo	Canton Civic Center/exhibition hall – Event Day Marketing	High Traffic event with a vast number of organizations present. Spoke with Senior members of the community about all available SARTA services.
5/6	Career Day at Fairmount Learning Center	Fairmount Learning Center	Resource Fair for the families of Fairmount learning center.
5/8	East Canton Big Vehicle Day	East Canton Schools	Teamed up with other local organizations who have BIG VEHICLES. Allowed students to tour a bus, educated them on the different features and how they work.
5/9	Girls on the Run 5k	Downtown Massillon – Girls on the Run	Various organizations, street vendor set up. Informed patrons of event on all SARTA services available. Also, SARTA provided Shuttle Service.
5/21	Stark High School Resource Fair	Stark High School	Resource fair for students set to begin summer break/go to college. Informed students that SARTA services 6 local colleges and universities. Also informed current students that SARTA is an option to get to Stark High School on Rt. 118
5/27	AIM Belden Elementary Vehicle Day	Belden Elementary	Teamed up with other local organizations who have BIG VEHICLES. Allowed students to tour a bus, educated them on the different features and how they work.

Date	Event / Outreach Activity	Location / Partner	Outcome / Reach
5/27	YMCA Senior Health Fair	North Canton YMCA	High Traffic event with a vast number of organizations present. Spoke with Senior members of the community about all available SARTA services.

# Information Technology

Craig Smith  
Director





**SARTA**  
**PROJECT REPORT**  
**May 2026**

PROJECT NAME	PURPOSE	PHASE	COST	COMPLETE
<b>Budgeting Software Implementation</b>	SARTA replaced its old financial system, Microsoft Dynamics GP 2016 R2, with a modern, intuitive, and customizable system. Now that the new financial system is in place, SARTA will begin interfacing the current budgeting software, Centage, with the new financial system, Infor.	Active	\$40,000	12%
<b>Onsite Yard Management</b>	SARTA will implement Trapeze’s advanced Ultra-Wideband (UWB) yard location technology. This real-time location system (RTLS) will track vehicles across the fixed-bus parking and maintenance areas and enhance vehicle positioning at Gateway.	Active	\$704,000	97%
<b>Trapeze Workforce Management (OPS)</b>	Trapeze Workforce Management is a comprehensive solution for managing the transit workforce. It enables our team to adapt to changing service and rider needs while improving operational efficiency and cost control.	Active	\$558,325	95%

# Budgeting Software Implementation

---

## Project Description and Scope:

SARTA replaced its old financial system (Microsoft Dynamics GP 2016 R2) with a modern, intuitive, and customizable system, Infor CloudSuite FSM. Now that the new financial system is in place, SARTA will begin interfacing the current budgeting software, Centage, with the new financial system, Infor.

<b>Project Approval:</b>	10/25/2023	<b>Project Manager:</b>	Craig Smith
<b>Estimated Project Cost:</b>	\$40,000		
<b>Execution Project Cost:</b>	\$0.00	<b>Execution Cost to Date:</b>	\$0.00
<b>Execution Start:</b>	5/27/2026	<b>Execution End:</b>	9/2/2026
<b><u>Funding Source for Project Cost</u></b>		<b><u>Vendor(s)</u></b>	
Federal award	80%	Centage	
Local match	20%	TruOptions Associates	

## Project Status:

On May 27th, SARTA held its kickoff meeting to begin integrating our current budget software, Centage, into our new financial system. This process will happen over the next few months.

# Onsite Yard Management Solution

---

## Project Description and Scope:

The primary goal of this project is to implement the Yard Management solution at our Gateway facility by deploying new Yard Manager RTLS Software and Hardware. This solution will enable vehicle-locating technology within the Gateway facility, providing real-time vehicle location data.

At the Gateway facility, the Yard Manager solution will strengthen the overall efficiency of SARTA's transit operation by:

- Providing accurate location information for vehicles inside the Gateway facility parking and maintenance areas, thus eliminating the need for manual yard walks and enabling staff to quickly find assigned vehicles for pull-out or maintenance
- Automatically populating the parking grid in Workforce Management/OPS with the locations of parked vehicles inside the Gateway facility, eliminating the need to manually enter vehicle locations
- Providing at-a-glance situational awareness by displaying vehicle positions in map and grid views and styling them based on status information
- Tracking key status elements that drive garage performance and service readiness, such as fuel and wash status

<b>Project Approval:</b>	4/24/2024	<b>Project Manager:</b>	Craig Smith
<b>Estimated Project Cost:</b>	\$705,819		
<b>Execution Project Cost:</b>	\$705,819	<b>Execution Cost to Date:</b>	\$641,704
<b>Execution Start:</b>	10/31/2024	<b>Execution End:</b>	8/08/2026
<b><u>Funding Source for Project Cost</u></b>		<b><u>Vendor(s)</u></b>	
Federal award	80%	Trapeze Group / Vontas	
Local match	20%	Hilscher-Clarke	

## Project Status:

The Onsite Yard Management project is mostly complete. However, this software is integrated with the Workforce Management software. The date for production/Go-Live is early June 2026. This date was moved up from August 2026, given the training and testing that took place in Feb – March.

This project will be completed when Trapeze Workforce Management Software moves to production.

# Trapeze Workforce Management Software (OPS)

---

## Project Description and Scope:

Trapeze Workforce Management is a solution that is fully optimized to manage the transit workforce, empowering SARTA’s team to meet ever-changing service and rider demands and will maximize operational and cost controls. Trapeze’s Workforce Management solutions help agencies minimize unnecessary time at the garage and helps an agency be more agile by providing flexibility and real-time updates to support our changing business needs.

Below are a number of ways in which Trapeze Workforce Management will be helpful to SARTA’s workforce:

- Sign in with contactless badge scans, eliminates walking up to the window to check in, waiting to verbally ask what work you have, and face-to-face communication with dispatch
- Display boards showing pullout time, vehicle assignments, vehicle location and extra board assignments
- Allow employees to access information 24/7 remotely – work assignment details, review paddles, request absences, check accruals, sign up to volunteer, and even complete bids.
- Can eliminate the need for SARTA’s operators to call dispatch or travel to the garage to fill out paper, minimizing the time commitment for operators, and letting dispatchers focus on ensuring service is delivered on time.
- Push alerts and notifications using email, text/SMS, and online messages to ensure everyone is updated in real-time.
- Keep SARTA’s employees informed at all times with messages, detours, and documents.

<b>Project Approval:</b>	12/23/2023	<b>Project Manager:</b>	Craig Smith
<b>Estimated Project Cost:</b>	\$558,325		
<b>Execution Project Cost:</b>	\$558,325	<b>Execution Cost to Date:</b>	\$187,820
<b>Execution Start:</b>	10/7/2024	<b>Execution End:</b>	8/08/2026
<b><u>Funding Source for Project Cost</u></b>		<b><u>Vendor(s)</u></b>	
Federal award	80%	Trapeze Group	
Local match	20%		

## Project Status:

Parallel testing is complete; there were a few hurdles, but we have made the fixes and are entering production. SARTA’s official Go-Live is still slated for June 2026 and will happen after the sign-in terminals are configured and installed.

Currently, SARTA IT is configuring the new Sign-In Terminals that drivers will use to clock in and out. These terminals will be used at all of the transit centers and at Gateway; they will replace the current UKG terminals for drivers.

# Human Resources

Tammy Marie Brown  
Director



# HUMAN RESOURCES

---

## NEW HIRES

Name	Position	Start Date
Terrance Freeman	Buildings & Grounds Intern	6-15-26
Ron Rogers	Non-CDL Coach Operator	6-15-26
Jacob Hose	Non-CDL Coach Operator	6-15-26
Breanna Wilson	Non-CDL Coach Operator	6-15-26
Howard Jamison	Non-CDL Coach Operator	6-15-26
Ralph Lee	Executive Director/CEO	6-1-26

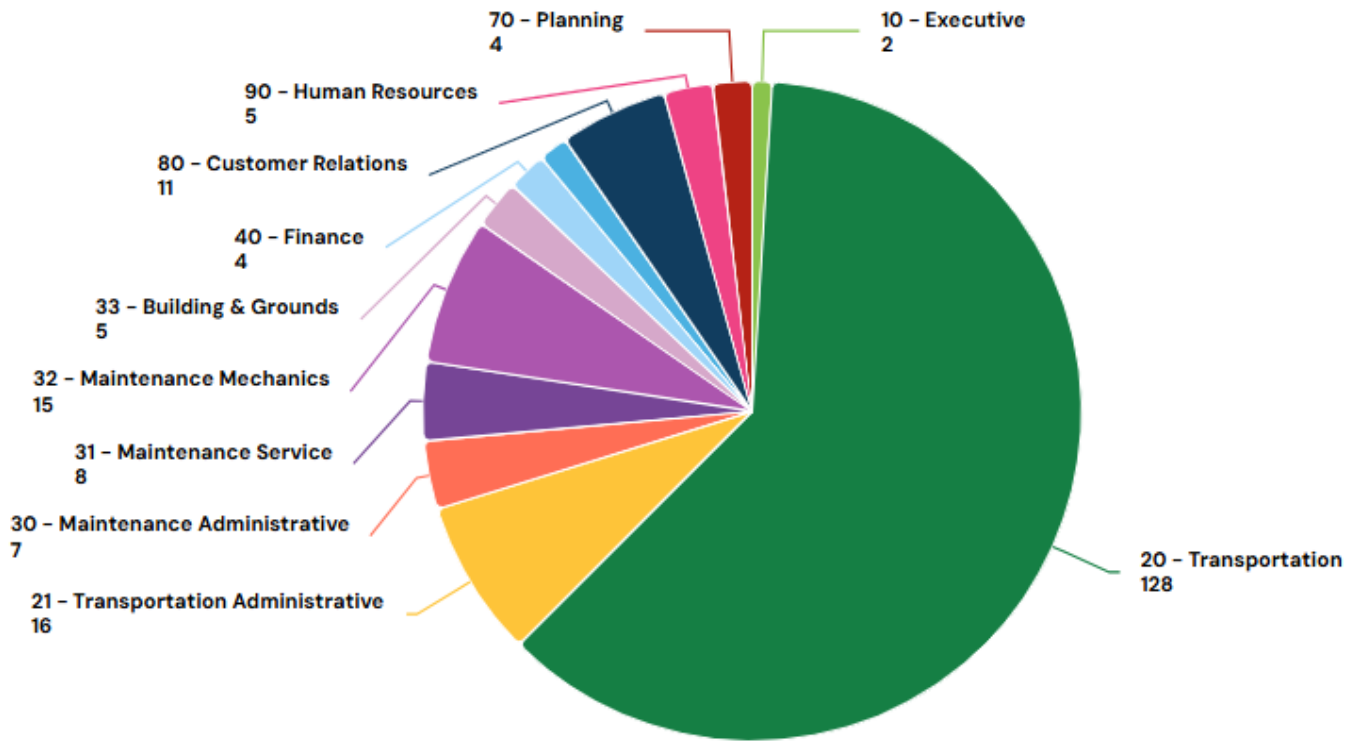
## CURRENT JOB OPENINGS

Position	Status
CDL Coach Operators	Posted
Maintenance Technician (Mechanic)	Posted

## RESIGNATIONS, TERMINATIONS, AND PROBATION RELEASES

Retirement	Termination	Layoff	Resigned	Death
0	0	0	0	0

Total # of Current Employees



Department	Administration	Union	Total
Executive	2	0	2
Transportation	16	128	144
Maintenance	12	23	35
Finance	4	0	4
Planning	4	0	4
Customer Relations	11	0	11
Information Technology	3	0	3
Human Resources	5	0	5
Total # of Employees			208

**FMLA / Short-Term Disability**

FMLA/Continuous Leave/Transitional work

- 0 on transitional work
- 3 employees on FMLA continuous leave
- 6 employees on FMLA intermittent leave
- 2 employees on Short-Term Disability
-

---

## General Human Resources Functions

- Conducted the Proline, Safety, and Fixed Route committee meetings. These meetings are an opportunity for employees throughout the agency to discuss current concerns and find solutions.
- A Labor Management meeting was held, and discussions regarding DOT Physicals, Maintenance Apprenticeship, and other topics were explored.
- SARTA volunteered in food preparation at the Akron-Canton Regional Food Bank. This will take place on the second Tuesday of each month from 1:00 PM – 3:30 PM. Our efforts helped prepare 2083 meals. We will continue to volunteer every 2<sup>nd</sup> Tuesday of each month.
- The HR Administrator attended Drug & Alcohol training, including Reasonable Suspicion training, to keep SARTA compliant on any new regulations.

---

## Training

- CPR training will continue for all drivers whose licenses expire within the coming months.
- Five (5) New CDL Coach Operators are currently in training. They have been working on the NON-CDL Extra Board for a few weeks to complete the training for four (4) new NON-CDL Coach Operators.
- Four (4) NON-CDL Coach Operators began on June 15 and will be in training for the next two (2) weeks.
- We will begin training four (4) of the new CDL Coach Operators on the CDL testing, and they will test in the coming weeks.
- The State of Ohio was on site last week, June 12, to look at our training pad as we move forward in the process of obtaining our CDL Testing certification.
- (1) One new NON-CDL Coach Operator successfully completed training and began on the Extra Board last week.

---

## Stark County Safety Council

The June Safety Council session was presented by James Woodworth, Natural Resources Supervisor for Stark Parks. Mr. Woodworth provided practical tips for staying safe and making the most of our time outdoors. Below are several key points:

- Protect yourself from extreme heat by timing your activities, staying hydrated, dressing appropriately, and taking regular breaks. Use sunscreen with SPF 30 or higher, and reapply every two hours, or more often if you are sweating or swimming. Swim only in lifeguarded areas, avoid alcohol near water, and stay alert to changing weather conditions. Always swim with a buddy. To guard against ticks and other biting insects, use proven repellents containing DEET or picaridin.

**SARTA PULSE CHECK**  
Employee Survey Results  
2026 Mid-Year

1

**I WOULD BE OKAY IF DOT PHYSICALS WERE CONDUCTED AT OUR ONSITE CLINIC**

Strongly Agree	Agree	Neutral	Disagree	Strongly Disagree
33	18	10	1	2

4

**SURVEY DEMOGRAPHICS**

One year or less	2-5 Years	5-10 Years	10-20 Years	20+ years
19	18	4	19	7

Maintenance	Transportation	Finance	Customer Relations	Planning	IT	Human Resources
7	49	2	2	1	1	3

2

**AS AN EMPLOYEE, I AM SUPPORTED BY SARTA LEADERSHIP**

Strongly Agree	Agree	Neutral	Disagree	Strongly Disagree
25	25	10	1	3

5

**SARTA'S GOALS & PRIORITIES ARE CLEARLY COMMUNICATED**

Strongly Agree	Agree	Neutral	Disagree	Strongly Disagree
20	25	18	6	0

3

**★ ONE WAY LEADERSHIP CAN IMPROVE**

*Most Common Top 5 Answers:*

- Communication
- Care for employees
- Positive approach
- No problem
- Transparency

6



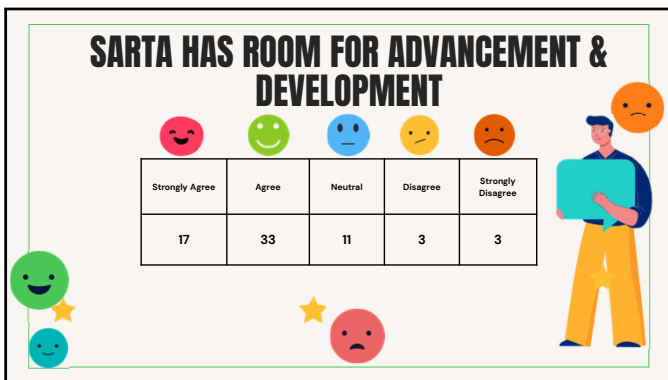
7

### WHY DO YOU THINK THE LEVY DID NOT PASS

**Most Common Top 5 Answers:**

- Low voter turn out/registered voters
- Understanding of services & the ask
- No increase on anything
- SARTA cut service
- Primary election

10



8

### NAME ONE THING THAT NEEDS TO CHANGE AT SARTA

**Most Common Top 5 Answers:**

- Bid
- Flexibility in schedule
- Communication
- Headed in right direction
- Attitudes of employees

11

### NAME A BENEFIT YOU WISH WE OFFERED

**Most Common Top 5 Answers:**

- Sick days
- Happy with what is offered
- Hot meals
- Wage Increase
- Work from home
- Attendance/Safety Bonuses & Gym Reimbursement

9

### ADDITIONAL COMMENTS

**New Comments:**

- Smaller buses on less busy routes
- Return late night loops
- Training in all departments
- Customer Service as a focal point
- Hot meals

12

# Resolutions



Stark Area Regional Transit Authority

Resolution # \_\_\_\_\_, 2026

A Resolution To Dispose Of Obsolete And Unusable Vehicles

WHEREAS, this resolution authorizes the Executive Director/CEO to dispose of Obsolete and unusable transit vehicles along with any associated assets that cannot be separated; and

WHEREAS, there is a total of one (1) obsolete or unusable transit vehicle(s) to be disposed of, including the following;

Unit	VIN	Mileage	Reason
1565	1GB6G5BL1F1263597	314,959	Accident / Useful life

NOW, THEREFORE, BE IT RESOLVED by the Stark Area Regional Transit Authority Board of Trustees, that the CEO/Executive Director has the authority to dispose of these vehicles.

\_\_\_\_\_  
Date

\_\_\_\_\_  
Board President

\_\_\_\_\_  
Secretary-Treasurer

Stark Area Regional Transit Authority

Resolution #\_\_\_\_\_, 2026

**A Resolution Authorizing The Executive Director/CEO To Enter Into A Contract With  
Omnipro Services, LLC For Task-Based On-Call Construction Management Services**

WHEREAS, SARTA seeks to maintain an on-call task-based contract for construction management services; and

WHEREAS, SARTA issued a Request for Proposal (RFP) on April 28, 2026, and received three (3) qualified proposals; and

WHEREAS, Omnipro Services, LLC was identified as the most qualified firm; and

WHEREAS, SARTA intends to enter into a five (5) year on-call task-based contract with Omnipro Services, LLC for construction management services;

NOW, THEREFORE, BE IT REOLVED by the Stark Area Regional Transit Authority Board of Trustees, that the Executive Director/CEO is authorized to enter into an on-call task-based contract with Omnipro Services, LLC for construction management services.

\_\_\_\_\_

Date

\_\_\_\_\_

Board President

\_\_\_\_\_

Secretary-Treasurer

Stark Area Regional Transit Authority

Resolution # \_\_\_\_\_, 2026

**A Resolution To Purchase Four (4) 35' And Two (2) 29' Low-Floor CNG buses from Gillig**

WHEREAS, this resolution authorizes the purchase of four (4) 35' and two (2) 29' CNG Low-Floor buses from Gillig, using the State of Virginia Contract IFB#6447; and

WHEREAS, the cost is eight hundred seventy-four thousand one hundred twenty dollars (\$874,120) for one (1) 35' CNG Low-Floor; and eight hundred fifty-seven thousand eight hundred sixteen dollars (\$857,816) for one (1) 29' CNG Low-Floor; and

WHEREAS, the cost for four (4) 35' CNG Low-Floor buses is three million four hundred ninety-six thousand four hundred eighty dollars (\$3,496,480); and

WHEREAS, the cost for two (2) 29' CNG Low-Floor buses is one million seven hundred fifteen thousand six hundred thirty-five dollars (\$1,715,635); and

WHEREAS, the total cost for the purchase of four (4) 35' and two (2) 29' CNG Low-Floor buses is five million two hundred twelve thousand one hundred twelve dollars (\$5,212,112);

NOW, THEREFORE, BE IT RESOLVED by the Board of Trustees of the Stark Area Regional Transit Authority, that the CEO/Executive Director is authorized to place an order with Gillig for four (4) 35' and two (2) 29' CNG Low-Floor buses and authorizes a contingency of ten percent (10%) or five hundred twenty-one thousand two hundred eleven dollars (\$521,211) for a total amount not to exceed five million seven hundred thirty-three thousand three hundred twenty-three dollars (\$5,733,323).

\_\_\_\_\_  
Date

\_\_\_\_\_  
Board President

\_\_\_\_\_  
Secretary-Treasurer

**Stark Area Regional Transit Authority**

Resolution # \_\_\_\_\_, 2026

**A Resolution To Apply For The Ohio Transportation Partnership Program (OTP2)  
State Grant For FY2028**

WHEREAS, the Stark Area Regional Transit Authority (SARTA) has participated in the past in the Ohio Public Transit Grant Program, known as the Ohio Transit Partnership Program (OTP2), which is Federal and State funding administered by the Ohio Department of Transportation (ODOT); and

WHEREAS, in order to participate in the OTP2 Grant Program for FY2028, SARTA must submit an application to the State of Ohio using Formstack on the OTP2 website; and

WHEREAS, SARTA intends to apply for funds for operation, preventative maintenance, and money for A/E costs associated with the LoNo grant and purchase of one (1) 29' CNG bus; and a local match toward two (2) 29' CNG Low-Floor buses, one (1) of which was previously secured by the FY2025 Mobility Workforce Grant; and

WHEREAS, SARTA currently provides transit service and complies with all Federal and State regulations for this program;

NOW, THEREFORE, BE IT RESOLVED by the Board of the Stark Area Regional Transit Authority that the CEO/Executive Director is authorized to apply for and execute contracts for the FY2027 Ohio Transit Partnership Program on behalf of SARTA. The CEO/Executive Director is authorized to submit all required applications, assurances, documentation, and any additional documentation required by the State of Ohio Department of Transportation in connection with these contracts or reporting requirements.

\_\_\_\_\_  
Date

\_\_\_\_\_  
Board President

\_\_\_\_\_  
Secretary-Treasurer

Stark Area Regional Transit Authority  
1600 Gateway Blvd SE  
Canton, Ohio 44707  
(330) 477-2782



[www.sartaonline.com](http://www.sartaonline.com)